



The Maine Profile includes a summary of MaineCare long term services and supports provided to the following groups:

- Adults with mental illness
- Older adults and adults with disabilities
- Adults with brain injury
- Adults with developmental disabilities
- Children with disabilities

The profile is based on MaineCare service data for State Fiscal Year 2008 (July 1, 2007 to June 30, 2008)

The Profile report can be found at <http://www.maine.gov/dhhs>

Long Term Service Groups

Waiver – home and community services to adults with developmental disabilities, adults with physical disabilities who self-direct, and older adults and adults with disabilities

Community – in-home and day supports and population specific outpatient services

Case Management – community-based care coordination services

Residential Services – 24-hour alternative living options like adult family care and residential treatment

Institutional Services – 24-hour acute services like nursing facilities and inpatient hospital settings

Medical Services – routine medical and health services

Pharmacy Services – coverage for prescriptions

The Maine State Profile is funded by a three-year grant from the Centers for Medicare and Medicaid Services

A New View – Maine’s Profile of Long Term Services and Supports

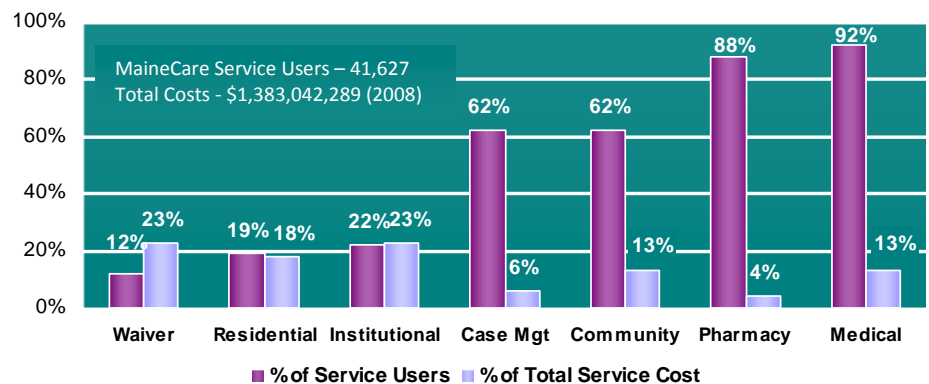
The Maine Profile offers a new way to look at Maine’s System of Long Term Services and Supports. Rather than looking at specific programs, the new approach focuses on the people with long term service needs and the services they receive. The Maine Profile used new methods to describe services and groups of people. This approach allows for comparison of services and costs across all programs. This snapshot provides a current picture of long term services and supports in Maine.

Did You Know?

MaineCare costs for long term services and supports was more than \$1.3 billion accounting for 62% of the total 2008 MaineCare costs

More than 41,000 MaineCare members used some form of long term service or support in 2008

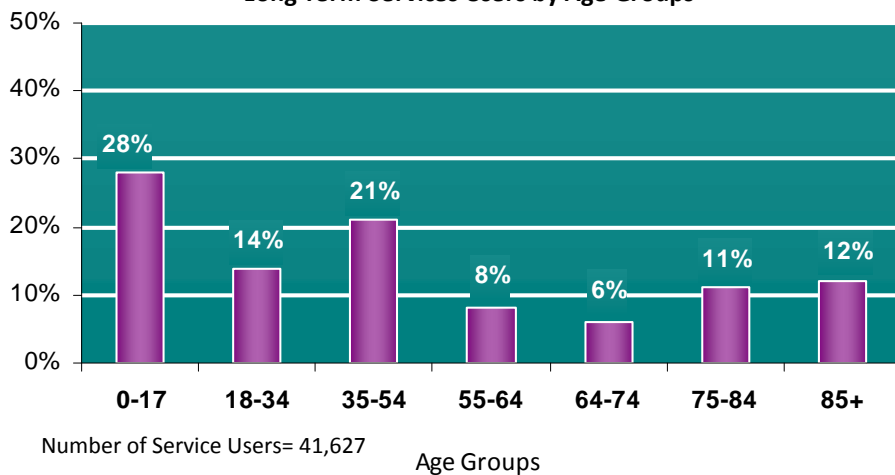
Long Term Service Groups and MaineCare Dollars



- One in five people used Institutional or Residential services
- Medical and Pharmacy services were the most frequently used services
- Waiver, Institutional and Residential services represent 64% of long term services and support costs

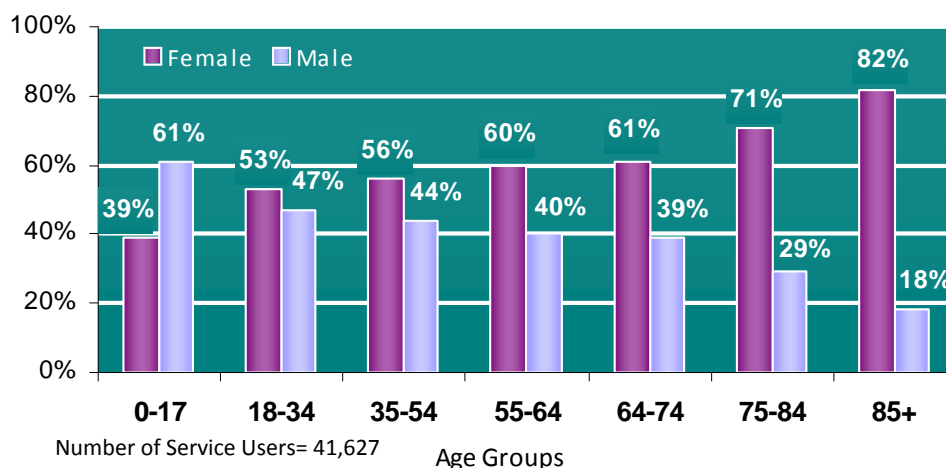
Who uses Long Term Services and Supports

Long Term Services Users by Age Groups



- Nearly the same number of young people ages 0 to 17 (28%) used long term services and supports as adults 65 years and older (29%)
- Adults ages 18 to 54 make up 35% of users of long term services and supports

Gender of Long Term Services Users by Age Groups



- All age groups except for children (0-17) have a higher percent of females using services
- 61% of those in the youngest age group (0-17) are male
- 74% of those 65 and older are female

Questions to Consider

1. How can the profile be used to improve Maine's System of Long Term Services and Supports?
2. What does this information tell us about where long term services and supports are provided?
3. Does the current System of Long Term Services and Supports provide the right services to the right people in the most appropriate settings?

Contact Info:
DHHS Office of Quality Improve Services
 Tel: (207) 287-4296
 TTY: 1-800-606-0215
<http://www.maine.gov/dhhs/OI/home.html>



John E. Baldacci, Governor

Department of Health
and Human Services

Maine People Living
Safe, Healthy and Productive Lives

Brenda M. Harvey, Commissioner