

eBooks for iPads and iPhones



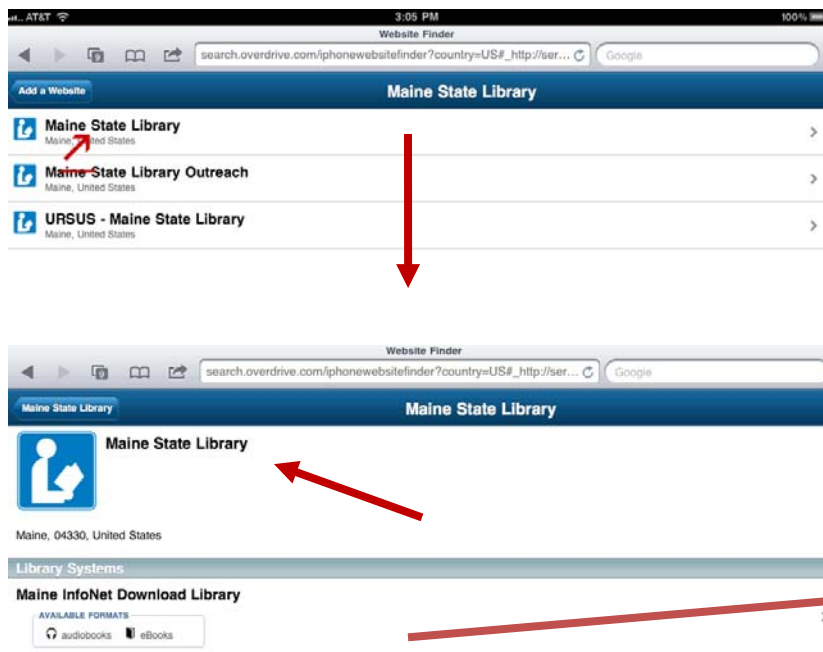
The Maine State Library (MSL) and 140 other Maine libraries joined together to purchase the **Maine InfoNet Download Library**, a collection of 2,500+ eBooks to “borrow” onto your own eReader devices **free** of charge. This collection comes from **OverDrive**, the current leader in the eBook lending market. These eBooks come in ePub format. **Note!** If you have a Kindle account, you can use the Kindle app to view your Kindle format Library eBooks on your smart device.

Anyone with a Maine State Library card or a card from a participating Maine library can access this collection, so grab your library card and let's get started!

Step 1: Set Up

- **Confirm requirements:** Compatible with iPad, iPhone, and iPod touch. Requires iOS 4.0 or later.
- **Install software:** On your Apple device, visit the App store, and download the **Overdrive Media Console** app. (You need a valid iTunes account in order to use the App Store.)
- **Authorize:** You will need an Adobe ID with any new computer or device to download books. Visit the Adobe [membership site \(www.adobe.com/membership/\)](http://www.adobe.com/membership/) to create an Adobe account. Record your information to use in Step 4.

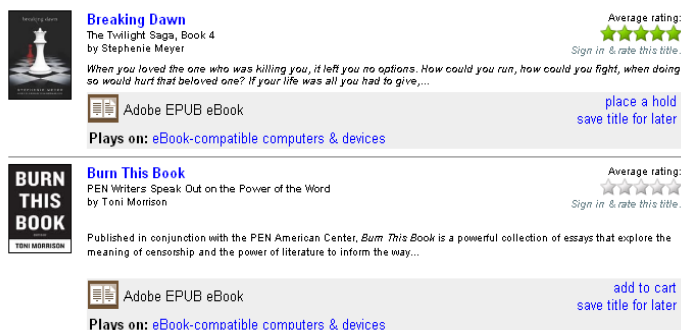
The first time you launch the OverDrive app, click the **Get Books +** button (top right corner) and then click the **+** symbol to **Add a Website**. Search for **Maine State Library**, select it from the results, and then select **Maine InfoNet Download Library** to enter the Overdrive collection.



Browse the **Featured EPUB eBooks** sub-collection, or click **Browse** to search the entire eBooks collection.

After the initial set-up of your OverDrive app, just click the **Get Books +** button to return to OverDrive.

Step 2: Check out the eBook you want on the OverDrive site. (3 eBooks max)



If the eBook is already checked out to someone else, click **Place a Hold**, provide your email address, and OverDrive will notify you when it becomes available.

If the eBook is available, click **Add to Cart**.

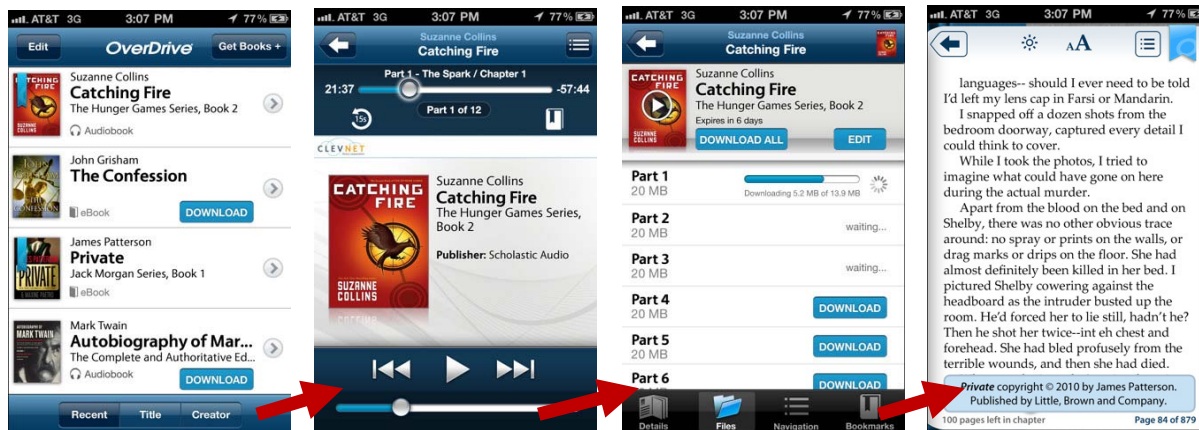
Note! In the app, the checkout period is 7 days only. To choose a 14-day period, check out your selections on your computer instead and then download them to your device.

- When you have searched for and added eBooks into your cart, click **Proceed to Checkout**.
- Select Maine State Library or **your own** library and type your library card number.
- In the Check-Out screen, click **Confirm Check Out**.

Step 3: Download and read your eBook (limit 3 eBooks at a time)

If this is your first time downloading, “activation” is required. Add your Adobe ID information from Step 1 – Set Up. Activation allows you to read DRM-protected Adobe eBooks. OverDrive Media Console for Android and OverDrive Media Console for iPhone/iPad require an Adobe ID for activation.

- Click the **Download** button.
- In pop-up window, click **Download Now**.



Due Dates and Returns

Your eBook is **due** either 7 or 14 days after you check it out, depending on which option you chose at the check-out screen. You can only choose the 14-day check-out if you select and check out the eBook on your computer first and then download the eBook to your iPad/iPhone. You can check in eBooks early, but you will no longer be able to read them on your iPad/iPhone.

Thanks to the Portland Public Library for sharing this information, Updated 1/23/2012