



**MAINE DEPARTMENT OF
INLAND FISHERIES AND WILDLIFE**

ADDENDUM NO. 4

14-AUG-24

TO THE SPECIFICATIONS, PROPOSAL, CONTRACT AND BOND

FOR THE CONSTRUCTION OF

**IMPROVEMENTS AT GRAND LAKE STREAM STATE FISH HATCHERY
GRAND LAKE STREAM, MAINE**

WASHINGTON COUNTY

BGS PROJECT NO.: 3289-14



SUBJECT:	ADDENDUM NO. 4
PROJECT:	Improvements at Grand Lake Stream State Fish Hatchery
TO:	Richard Parker - DIFW
FROM:	Andrew Gurski – HDR

This Addendum is issued to known individuals, firms or corporations holding Bidding Documents and Contract Documents for above listed project.

This Addendum is hereby made a portion of Bidding Documents and Contract Documents.

PART 1 - QUESTIONS AND ANSWERS

1. **QUESTION:** Please advise if our following principals would be an accepted manufacturer for the associated specification sections listed below, and if they can be added via addendum
ANSWER: Refer to 00 72 13 General Conditions Section 17 for requirements on proposed substitutions.
SOURCE: shawn@wescor1.net Wed 8/14/2024 09:14

PART 2 - SPECIFICATION UPDATES

1. **DIVISION 33**
 - a. **SECTION 33 05 16**
 - i. **Part 2.2 ADD** “Part G. Except where Drawings specifically describe other, seal all pipe penetrations 4 inch diameter and larger in manhole with replaceable rubber boot seals with stainless steel clamps and stainless steel mechanically expanding bands such as Press-Seal PSX Direct Drive or Kor-N-Seal. Seals for 2” pipe shall be equal to A-Lok X-Cel 9091 Series.”
2. **DIVISION 40**
 - a. **SECTION 40 05 52**
 - i. **Part 2.8**
 1. **ADD:** “Part A. Vertical pressure relief valves shall open at 9 inches of unseating head differential.”
3. **DIVISION 46**
 - a. **SECTION 46 43 22**
 - i. **ADD:** Part 2.3 “Part J. Influent pipe shall be coated and lined steel/ stainless steel, schedule 80 PVC, or fiberglass reinforced plastic.”

PART 3 - DRAWING UPDATES

4. **SHEET 00S-102**
 - a. **Detail 5:**
 - i. **CHANGE:** “6 INCH UNO” TO “1 FOOT UNO”
 - ii. **CHANGE:** For the Dimension located immediately above the aforementioned dimension, “1 FOOT” TO “6 INCH”

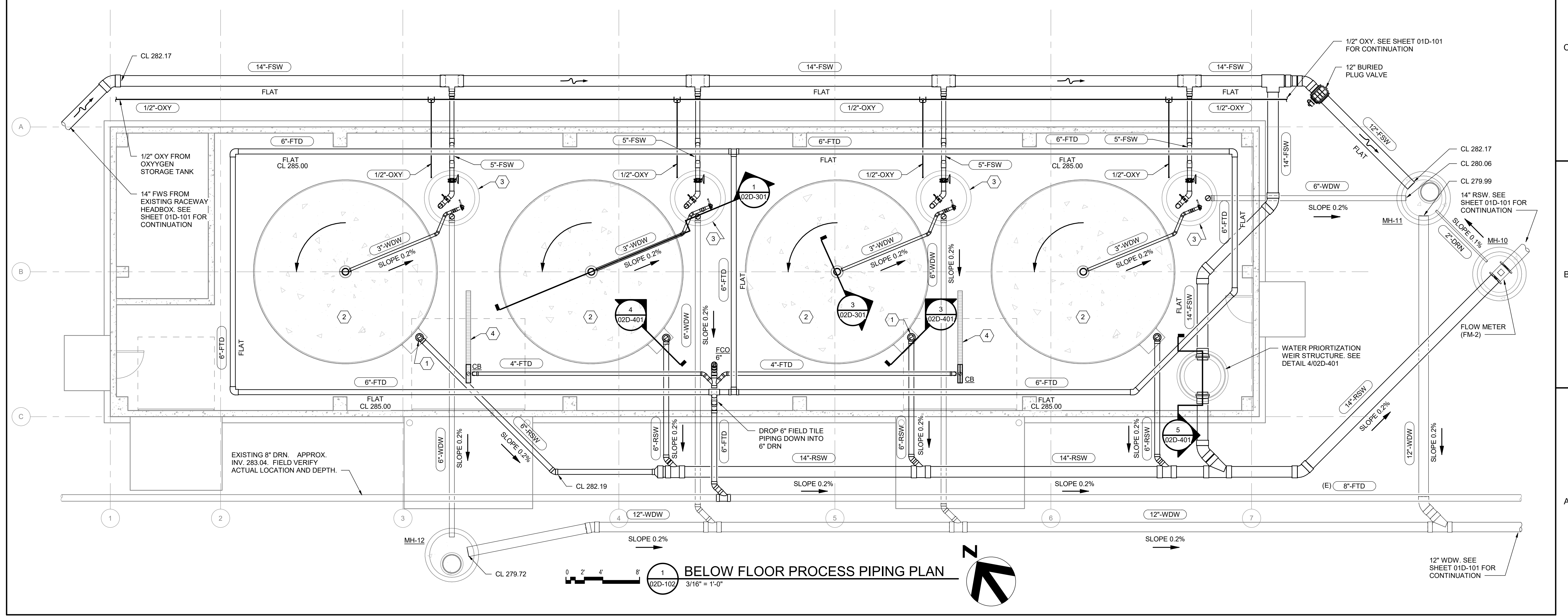


5. **SHEET 00D-603**
 - a. **CHANGE:** Dimension "E" change all from "3" TO "4"
 - b. **CHANGE:** "3.00" TO "2.92"
 - c. **CHANGE:** "288.88" TO "288.96"
 - d. **CHANGE:** "287.21" TO "287.29"
 - e. **CHANGE:** "7.95" TO "9.37"
 - f. **ADD:** a Dimension G of 1 IN to all LHO's
 - g. **ADD:** a Dimension H of 6 IN to all LHO's
 - h. **ADD:** "General Note: Contractor to field verify all dimensions necessary to confirm proper sizing of LHO's"
 - i. **REMOVE:** "15 IN X 72 IN Nominal"
6. **SHEET 02D-102 (ATTACHED)**
 - a. **REPLACE SHEET:** Added 6"-FTD (FIELD TILE DRAIN)
7. **SHEET 02D-301 (ATTACHED)**
 - a. **CHANGE:** DETAIL 3
8. **SHEET 03D-102 (ATTACHED)**
 - a. **REPLACE SHEET:** Added 6"-FTD (FIELD TILE DRAIN)
9. **SHEET 03D-301 (ATTACHED)**
 - a. **CHANGE:** DETAIL 3
10. **SHEET 04S-106**
 - a. **ADD GENERAL NOTE:** "ADD 3, EQUALLY SPACED, 6 INCH HORIZONTAL PRESSURE RELIEF VALVES INTO OUTER MOST WALL OF CLARIFIER"
11. **SHEET 04S-108**
 - a. **Detail B:**
 - i. **REMOVE:** "THICKEN TANK BASE SLAB PIPE ELBOW LOCATION, SEE DETAIL"
 - b. **REMOVE:** Detail 1
 - c. **Sludge Storage Tank Plan:**
 - i. **ADD NOTE:** "ADD 3, EQUALLY SPACED, 6 INCH HORIZONTAL PRESSURE RELIEF VALVES INTO OUTER MOST WALL OF CLARIFIER"
12. **SHEET 05D-101**
 - a. **Detail 4**
 - i. **CHANGE** "(5) 2 IN X 6 IN X 63 IN X ¼ IN ALUMINUM C-CHANNELS." TO "(1) 2 IN X 3 IN X 63 IN X ¼ IN ALUMINUM C-CHANNEL, (2) 2 IN X 4 IN X 63 IN X ¼ IN ALUMINUM C-CHANNELS, and (3) 2 IN X 6 IN X 63 IN X ¼ IN ALUMINUM C-CHANNELS"
13. **SHEET 00M-601**
 - a. **Schedule of Exhaust Fans**
 - i. **REMOVE:** "Note 3. Thermal overloads in motor or factory mounted disconnect"
 - ii. **REMOVE:** Note 2 - "Factory"

END OF ADDENDUM 4

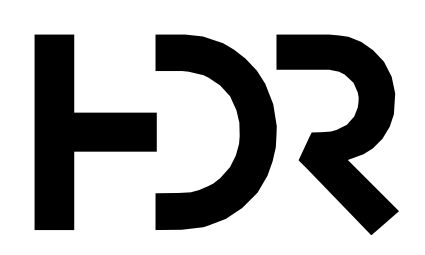
- KEYED NOTES** #
- 1 TYP. SCREENED SIDE OVERFLOW BOX OF REARING TANK
 - 2 TYP. 20" DIA. DUAL FLOW REARING TANK
 - 3 TYP. 5'-0" ID VALVE BASIN
 - 4 4" INSIDE WIDTH PRE-MOLDED TRENCH DRAIN

FTD = FIELD TILE DRAIN PIPING
 N-12-HDPE PERFORATED
 PIPE MEETING SPEC. ASTM F477
 OR EQUAL UNLESS NOTED
 OTHERWISE



BELOW FLOOR PROCESS PIPING PLAN
 3/16" = 1'-0"

Autocad Docs/10357686_Main/DIF_GrandLakeStream_Exp_2022/10357686-02-D.rvt
 8/14/2024 2:41:10 PM

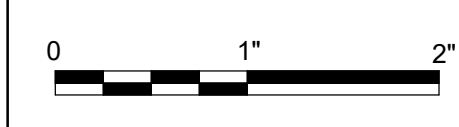


ISSUE	DATE	DESCRIPTION
4	08/14/2024	ADD. 4
	05/03/2024	ISSUED FOR BI

PROJECT MANAGER	ANDREW GURSKI
CIVIL	J. GAGNON
STRUCTURAL	B. BRADLEY
ARCHITECTURAL	M. BASKIN
PROCESS	J. CHANDLER
MECHANICAL	J. CHANDLER
ELECTRICAL	A. KANER
PROJECT NUMBER	10357686

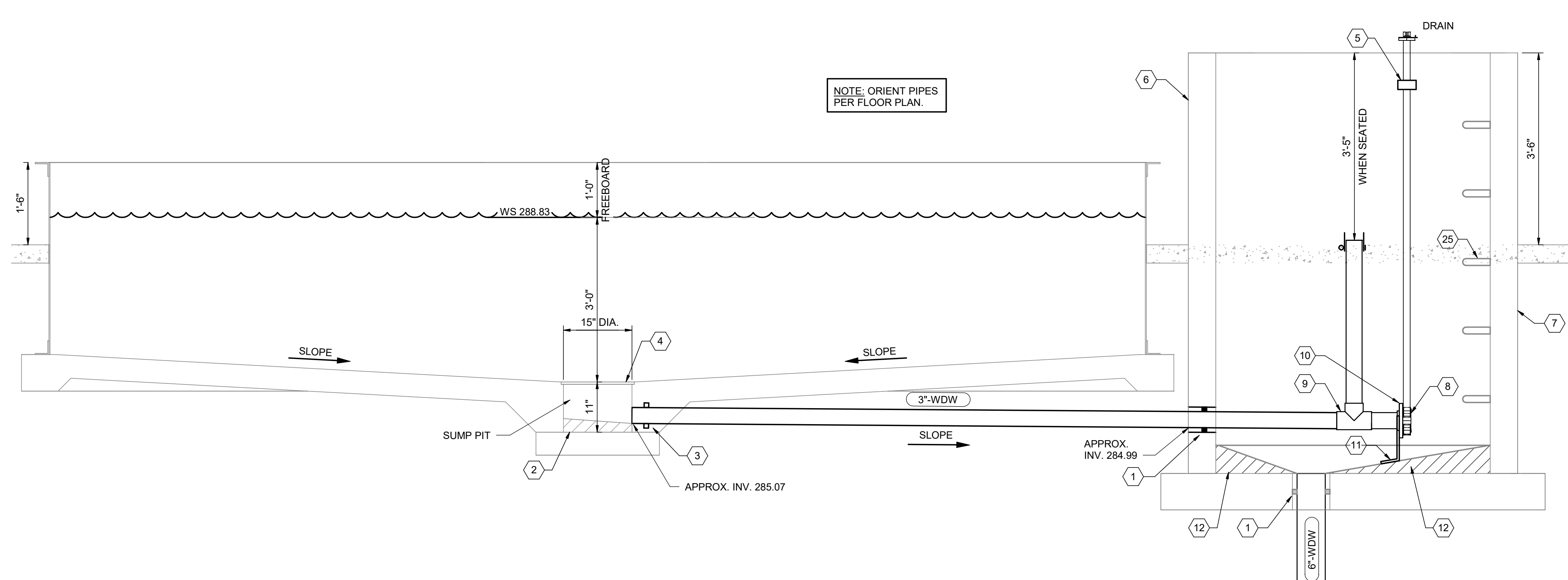
IMPROVEMENTS AT GRAND LAKE STREAM STATE FISH HATCHERY

**UPPER PAVILION
 BELOW FLOOR PROCESS PIPING PLAN**

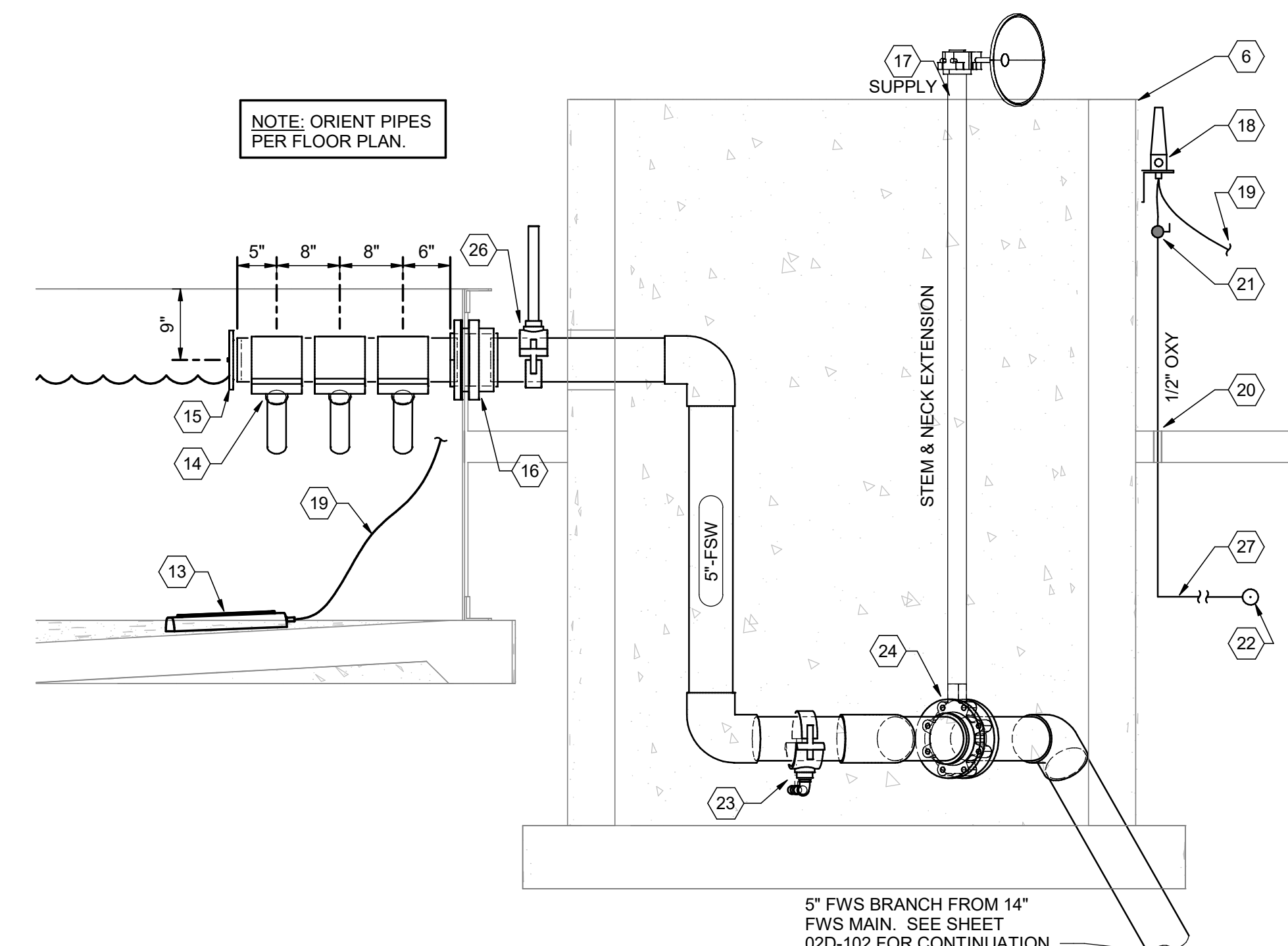


FILENAME | 10353741-02-D.rvt
 SCALE | 3/16" = 1'-0"

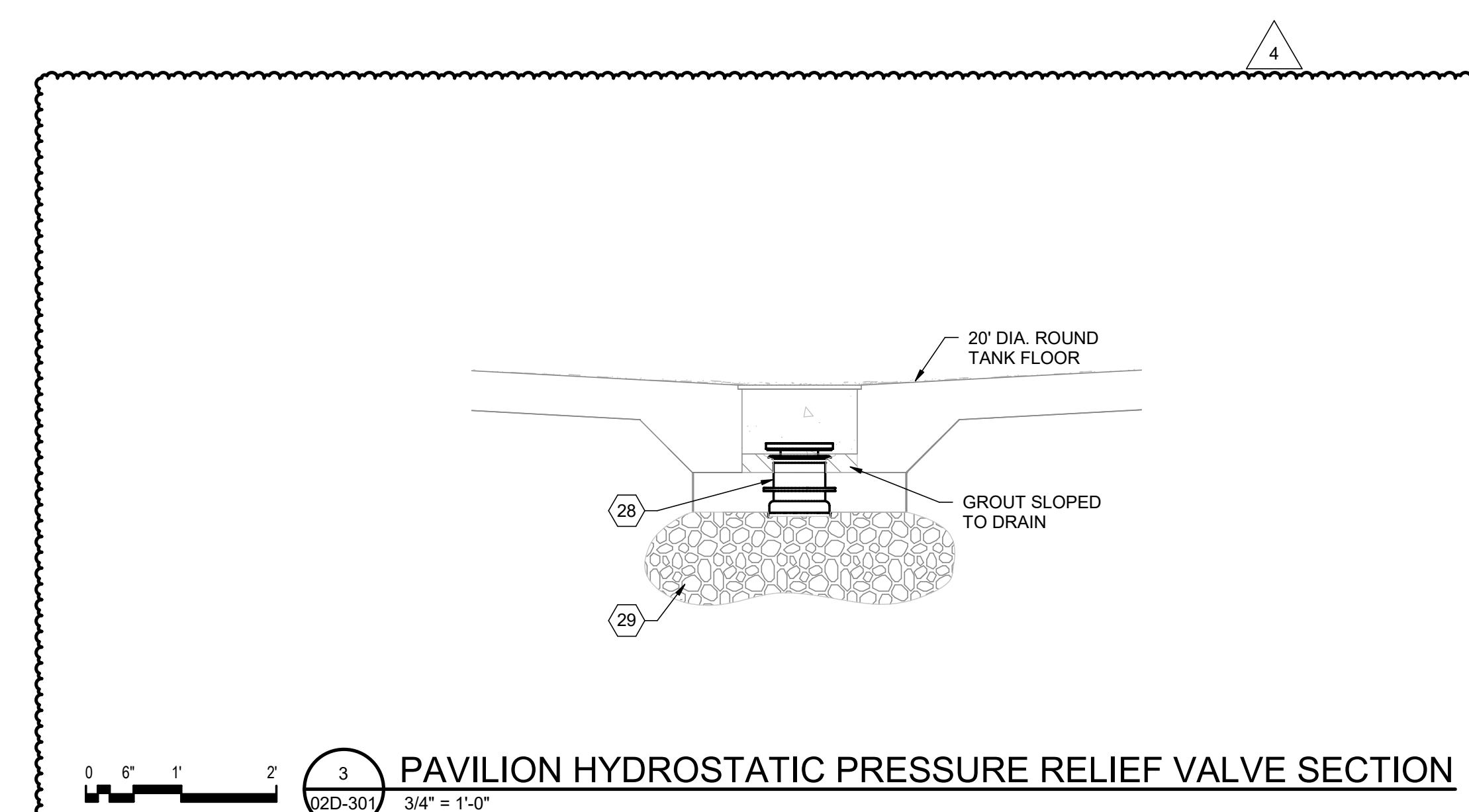
SHEET
02D-102



0 6" 1" 2" **1 TANK DRAIN PIPING SECTION**
02D-301 3/4" = 1'-0"



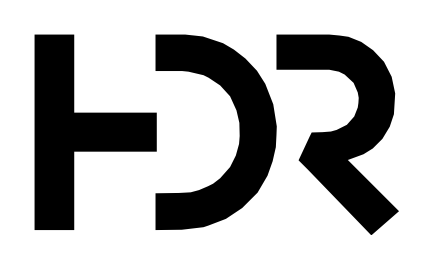
0 6" 1" 2" **2 TANK SUPPLY PIPING SECTION**
02D-301 3/4" = 1'-0"



0 6" 1" 2" **3 PAVILION HYDROSTATIC PRESSURE RELIEF VALVE SECTION**
02D-301 3/4" = 1'-0"

- KEYED NOTES** #
- 1 LINKAGE TYPE SEAL
 - 2 SLOPE GROUT TO DRAIN
 - 3 FIELD APPLIED NON-SWELLING WATERSTOP
 - 4 FISH SCREEN PER STRUCTURAL SHEETS
 - 5 GALV. OR SS VALVE & NECK SUPPORT 2" CLEAR BELOW MANHOLE RIM FOR EACH VALVE
 - 6 VALVE BASIN
 - 7 TOPLESS MANHOLE WITH STEPS & CLEAN, SMOOTH OVER SURFACE
 - 8 KNIFE GATE VALVE WITH STEM & NECK EXTENSION
 - 9 SCH 40 PVC TEE SHOWN WITHOUT UPSTREAM 45 DEGREE BEND FOR CLARITY, INCLUDE BEND & ORIENTATE PER PLAN 1/02D-401
 - 10 PVC ONE-PIECE SOCKET FLANGE
 - 11 SUPPORT FLANGE OR PIPE TO GROUT W/ SS HARDWARE
 - 12 GROUT SLOPED ALL AROUND TO DRAIN
 - 13 CERAMIC OXYGEN DIFFUSER
 - 14 ORIENT NOZZLES SIMILAR TO DETAIL 2/02D-401
 - 15 EXPANSION PLUG
 - 16 TANK ADAPTER: SCH 80 PVC BULKHEAD WITH AT LEAST 8.75" O.D. BODY (FPT TOWARD TANK)
 - 17 WEATHERPROOF GEAR OR LEVER WITH AT LEAST 13 POSITIONS WITHOUT WING NUTS & WITHOUT SET SCREWS
 - 18 SS BRACKET MOUNTED THORPE STYLE OXYGEN METER (0-7 SLPM) WITH TOP 1" B.T.O.C., SHOWN ON OPPOSITE SIDE FOR CLARITY, LOCATE PER PLAN
 - 19 1/4" HOSE TO OXYGEN DIFFUSER
 - 20 TYP. PIPE PENETRATION THRU FLOOR
 - 21 CONNECT ISOLATION BALL VALVE TO METER WITH ADAPTERS AND HOSE OR COPPER PIPE
 - 22 1/2" OXY MAIN APPROX. 21" BELOW FLOOR
 - 23 CURBSTOP VALVE WITH SEMI-PERMANENT SQUARE OPERATOR FOR WINTERIZATION/DRAIN/SEDIMENT FLUSH
 - 24 BUTTERFLY VALVE (FISH TANK SUPPLY VALVE)
 - 25 MANHOLE STEPS
 - 26 5" SADDLE TAP W/ 1" SIGHT GLASS
 - 27 BURIED 1/2" OXY
 - 28 4" FLOOR MOUNTED HYDROSTATIC PRESSURE RELIEF VALVE EQUAL TO PENN-TROY A2550RSN/4
 - 29 CLEAN CRUSHED STONE

Autodesk Docs/10357686_Main/DIF_GrandLakeStream_Exp_2022/10357686-02-D.rvt 8/14/2024 2:42:36 PM

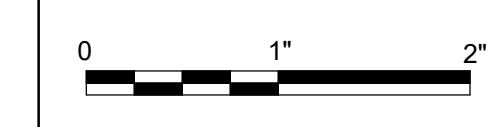


ISSUE	DATE	DESCRIPTION
4	08/14/2024	ADD. 4
	05/03/2024	ISSUED FOR BI

PROJECT MANAGER ANDREW GURSKI	
CIVIL	J. GAGNON
STRUCTURAL	B. BRADLEY
ARCHITECTURAL	M. BASKIN
PROCESS	J. CHANDLER
MECHANICAL	J. CHANDLER
ELECTRICAL	A. KANER
PROJECT NUMBER	10357686

IMPROVEMENTS AT GRAND LAKE STREAM STATE FISH HATCHERY

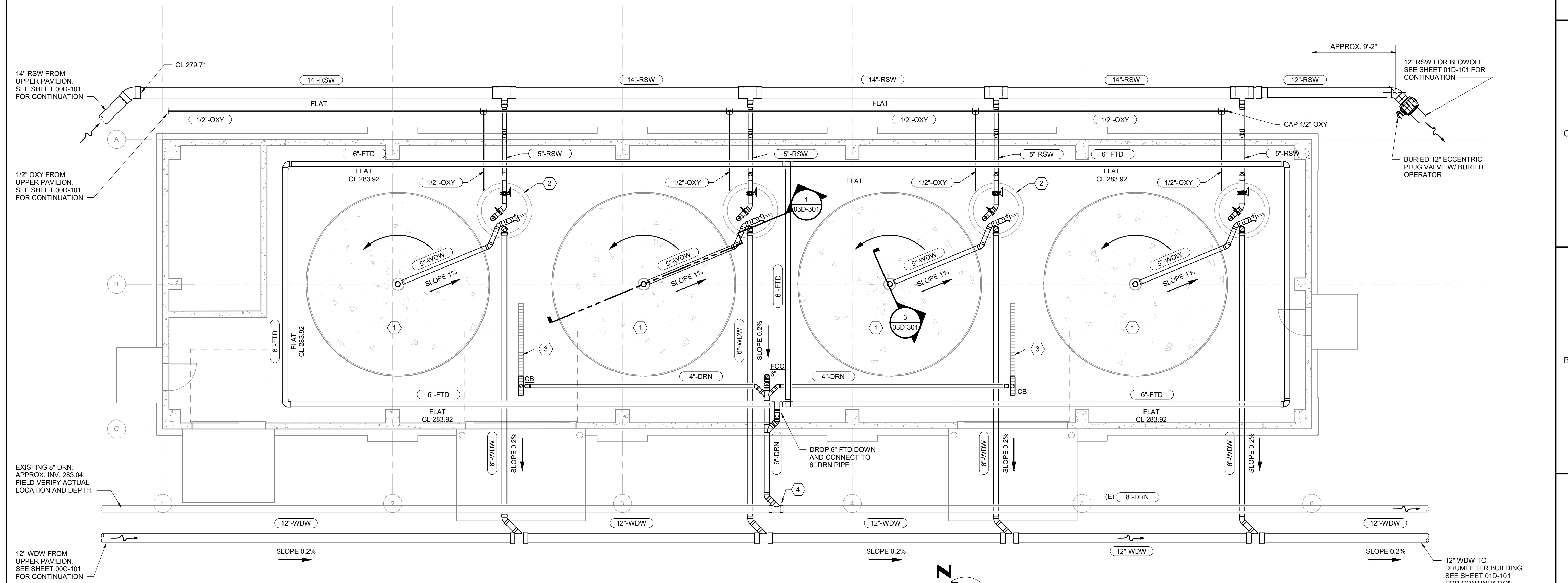
UPPER PAVILION TANK SECTIONS



FILENAME | 1035741-02-D.rvt
SCALE | 3/4" = 1'-0"

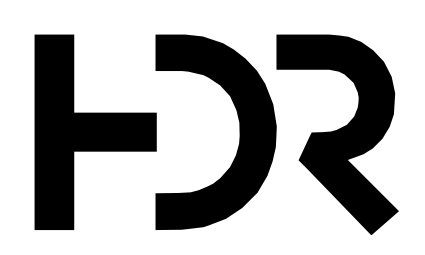
SHEET
02D-301

- KEYED NOTES**
- 1 TYP. 20" DIA. REARING TANK
 - 2 TYP. 5'-0" ID VALVE BASIN
 - 3 4" INSIDE WIDTH PRE-MOLDED TRENCH DRAIN
 - 4 CONNECT 4" DRN TO EXISTING 8" DRN. FIELD VERIFY LOCATION AND DEPTH



1
03D-102 3/16" = 1'-0"

FTD = FIELD TILE DRAIN PIPING.
N-12-HDPE PERFORATED
PIPE MEETING SPEC. ASTM F477
OR EQUAL UNLESS NOTED
OTHERWISE



4	08/14/2024	ADD. 4
	05/03/2024	ISSUED FOR BID
ISSUE	DATE	DESCRIPTION

PROJECT MANAGER ANDREW GURSKI	
CIVIL	J. GAGNON
STRUCTURAL	B. BRADLEY
ARCHITECTURAL	M. BASKIN
PROCESS	J. CHANDLER
MECHANICAL	J. CHANDLER
ELECTRICAL	A. KANER
PROJECT NUMBER	10357686

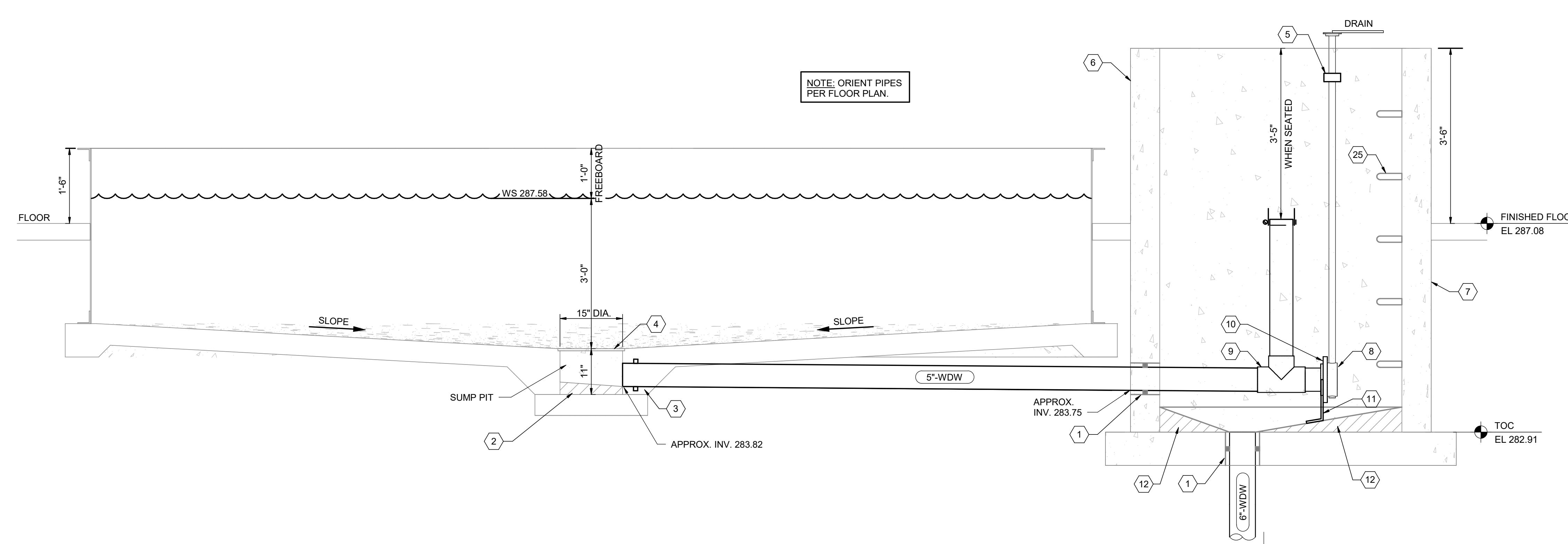
IMPROVEMENTS AT GRAND LAKE STREAM STATE FISH HATCHERY

LOWER PAVILION BELOW FLOOR PROCESS PIPING PLAN

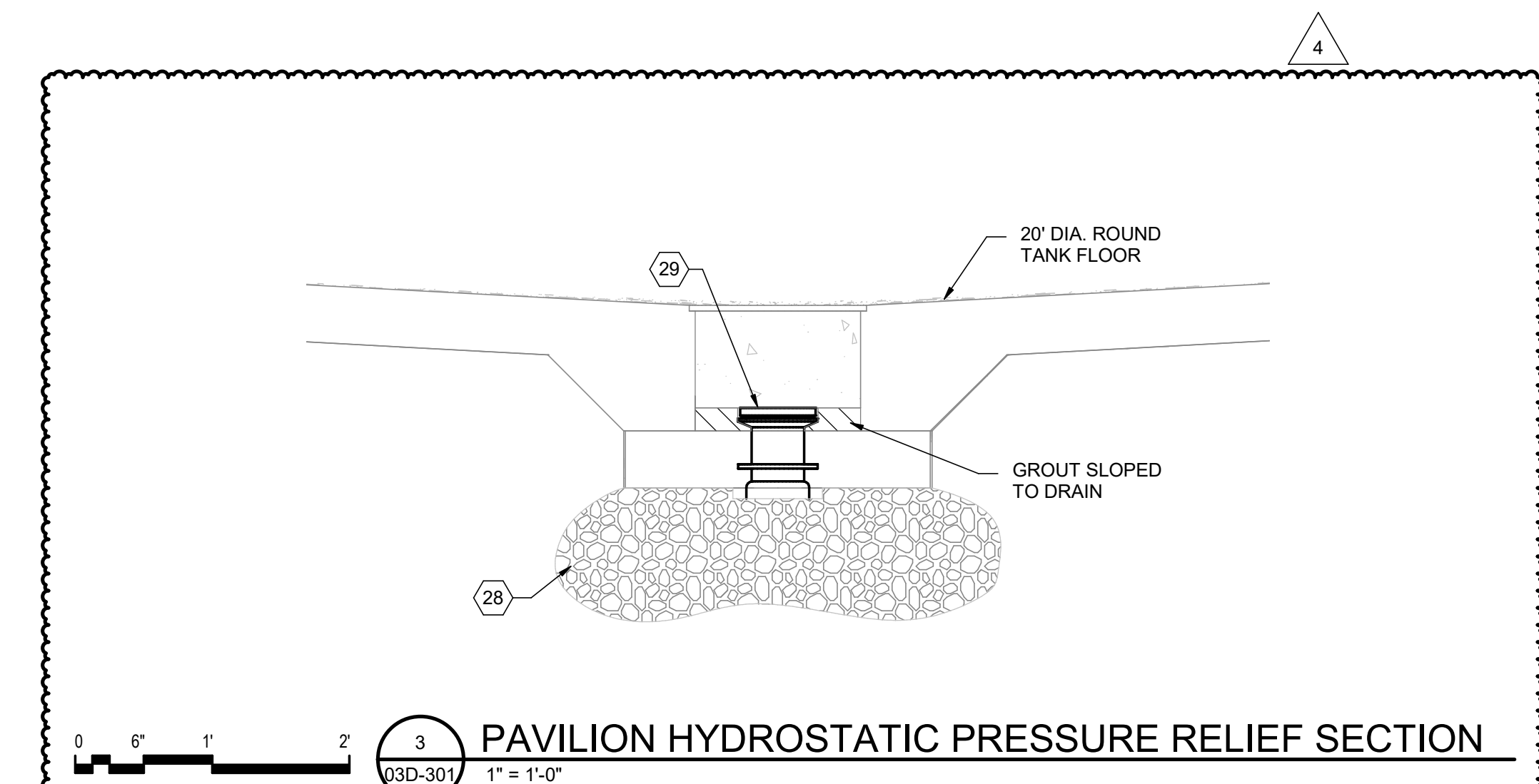
0 1" 2"
FILENAME | 10353741-03-D.rvt
SCALE | 3/16" = 1'-0"

SHEET
03D-102

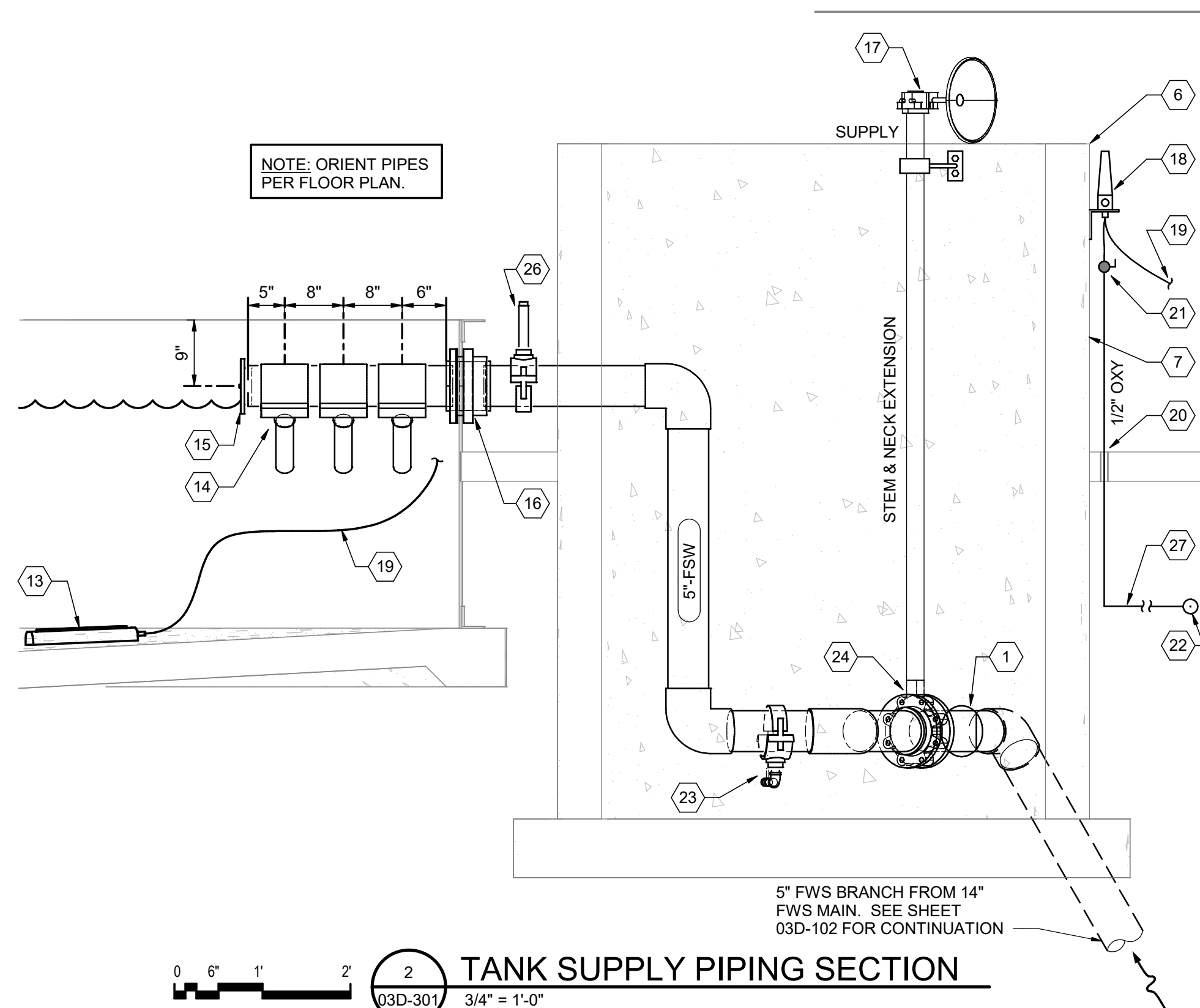
Autodesk_Docs/10357686_Main/DIF_GrandLakeStream_Exp_2022/10357686-03-D.rvt 8/14/2024 2:53:58 PM



1 TANK DRAIN PIPING SECTION
 0 6" 1" 2" 3/4" = 1'-0"

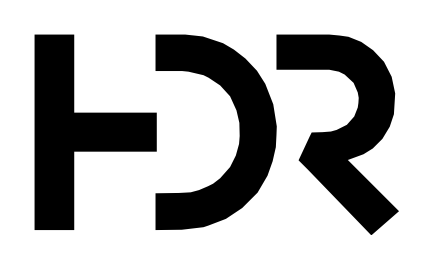


3 PAVILION HYDROSTATIC PRESSURE RELIEF SECTION
 0 6" 1" 2" 1" = 1'-0"



2 TANK SUPPLY PIPING SECTION
 0 6" 1" 2" 3/4" = 1'-0"

- KEYED NOTES #
- 1 LINKAGE TYPE SEAL
 - 2 SLOPE GROUT TO DRAIN
 - 3 FIELD APPLIED NON-SWELLING WATERSTOP
 - 4 FISH SCREEN PER STRUCTURAL SHEETS
 - 5 GALV. OR SS VALVE & NECK SUPPORT 2" CLEAR BELOW MANHOLE RIM FOR EACH VALVE
 - 6 VALVE BASIN
 - 7 TOPLESS MANHOLE WITH STEPS & CLEAN, SMOOTH OVER SURFACE
 - 8 BUTTERFLY VALVE WITH STEM & NECK EXTENSION
 - 9 SCH 40 PVC TEE SHOWN WITHOUT UPSTREAM 45 DEGREE BEND FOR CLARITY, INCLUDE BEND & ORIENTATE PER PLAN 1/03D-401
 - 10 PVC ONE-PIECE SOCKET FLANGE
 - 11 SUPPORT FLANGE OR PIPE TO GROUT W/ SS HARDWARE
 - 12 GROUT SLOPED ALL AROUND TO DRAIN
 - 13 CERAMIC OXYGEN DIFFUSER
 - 14 ORIENT NOZZLES SIMILAR TO DETAIL 2/03D-401.
 - 15 EXPANSION PLUG
 - 16 PVC BULKHEAD/ TANK ADAPTER (SOCKET x SOCKET)
 - 17 WEATHERPROOF GEAR OR LEVER WITH AT LEAST 13 POSITIONS WITHOUT WING NUTS & WITHOUT SET SCREWS
 - 18 SS BRACKET MOUNTED THORPE STYLE OXYGEN METER (0-7 SLPM) WITH TOP 1" B.T.O.C., SHOWN ON OPPOSITE SIDE FOR CLARITY, LOCATE PER PLAN
 - 19 1/4" HOSE TO OXYGEN DIFFUSER
 - 20 TYP. PIPE PENETRATION THRU FLOOR
 - 21 CONNECT ISOLATION BALL VALVE TO METER WITH ADAPTERS AND HOSE OR COPPER PIPE
 - 22 1/2" OXY MAIN APPROX. 21" BELOW FLOOR
 - 23 CURBSTOP VALVE WITH SEMI-PERMANENT SQUARE OPERATOR FROM WINTERIZATION/DRAIN
 - 24 BUTTERFLY VALVE (FISH TANK SUPPLY VALVE)
 - 25 MANHOLE STEPS
 - 26 5" PVC SADDLE TAP W/ 1" SIGHT GLASS
 - 27 BURIED 1/2" OXY
 - 28 CLEAN CRUSHED STONE
 - 29 4" FLOOR MOUNTED HYDROSTATIC PRESSURE RELIEF VALVE EQUAL TO PENN-TROY A2550RSN/4



ISSUE	DATE	DESCRIPTION
5	08/14/2024	ADD. 5
	05/03/2024	ISSUED FOR BID

PROJECT MANAGER		ANDREW GURSKI
CIVIL	J. GAGNON	
STRUCTURAL	B. BRADLEY	
ARCHITECTURAL	M. BASKIN	
PROCESS	J. CHANDLER	
MECHANICAL	J. CHANDLER	
ELECTRICAL	A. KANER	
PROJECT NUMBER		10357686

IMPROVEMENTS AT GRAND LAKE STREAM STATE FISH HATCHERY

LOWER PAVILION TANK SECTIONS



FILENAME | 10353741-03-D.rvt
 SCALE | As indicated

SHEET
03D-301

Autodesk_Docs/10357686_Main/DIF_GrandLakeStream_Exp_2022/10357686-03-D.rvt 8/14/2024 3:00:47 PM