

MURDER/NON-NEGLIGENT MANSLAUGHTER SUMMARY, 1996

Date and Location of Incident	Victim		Assailant		Weapon Used	Relationship of Victim to Offender	Circumstances
	Age	Sex	Age	Sex			
01/27/96 Waterville	68 67	F F	37	M	Knife/blunt object	Acquaintance Acquaintance	Nuns beaten and stabbed in chapel.
02/02/96 Gorham	38	F	31	M	Shotgun	Ex-girlfriend	Shot victim at work, then self (murder/suicide).
03/23/96 Alna	24	M	24	M	Shotgun	Acquaintance	Victim found in stream after missing for two months. Offender shot victim during drug-related argument.
03/23/96 Winslow	76	F	21	M	Blunt object/asphyxiation	Acquaintance	Burglary/robbery in progress. Victim beaten and asphyxiated.
04/06/96 Augusta	33	F	39	M	Knife	Girlfriend	Victim stabbed by offender.
04/25/96 Lyman	20	M	24	M	Shotgun	Acquaintance	Victim shot by offender.
05/13/96 Lewiston	36	F	29	M	Knife	Ex-girlfriend	Offender entered victim's apartment and stabbed victim.
05/14/96 Ellsworth	71	M	36	F	Handgun	Father	After argument offender shot victim at victim's residence.
06/13/96 Houlton	30	M	39	M	Handgun	Acquaintance	Victim shot by offender after arguing. Alcohol involved.
07/10/96 Biddeford	37	F	40	M	Knife	Wife	Domestic dispute. Husband stabbed wife at their residence.
07/22/96 Kittery	23	M	41	M	Handgun	Friend	Offender shot victim at weigh station along turnpike.
08/23/96 Windham	4 months	F			Blunt trauma		Victim beaten to death inside home.
09/02/96 Ellsworth	45	F	42	M	Gun	Wife	Husband shot wife, then shot and killed himself (murder/suicide).
09/11/96 Frenchville	20	M	19	M	Drowning	Acquaintance	Victim drowned in river after fight with offender.
10/03/96 Bangor	23	M	25	M	Knife	Acquaintance	Victim knifed during fight.
10/03/96 Bradley	52	M	20 20	M M	Handgun Handgun	Stranger Stranger	Victim interrupted a burglary in progress at his home and was shot by offenders.
10/06/96 Fairfield	53	F	23	M	Knife	Friend	Victim beaten and stabbed as a result of an argument.
10/06/96 Harmony	25	F	37	M	Hands	Wife	Victim beaten, strangled and drowned by husband.
11/13/96 Whitefield	13	F	14	M	Shotgun	Sister	Victim and offender argued. Offender shot sister at their home.
11/15/96 Indian Township	49	F	45	M	Handgun	Girlfriend	Victim shot by offender at his residence.
11/27/96 Portland	75	F	44	F	Rock	Mother	Victim bludgeoned to death with rock by offender.
12/09/96 Wilton	21	F	24	M	Revolver	Girlfriend	Victim and offender were arguing. Struggle ensued, gun discharged, shooting victim in the neck.
12/12/96 China	41	M	32	M	Shotgun	Acquaintance	Victim and offender argued. Offender shot victim and then himself (murder/suicide).
12/17/96 Durham*	30	M	53	M	Pistol	Daughter's boyfriend	Argument, attempted entry at offender's home, and attack of his wife, resulted in offender shooting victim.
12/18/96 Jay	60	M	24 25	M M	Hands, feet Hands, feet	Acquaintance Acquaintance	Offenders beat victim to death.



MURDER AND NON-NEGLIGENT MANSLAUGHTER

Murder and non-negligent manslaughter are described by UCR as the willful (non-negligent) killing of one human being by another — or a death that results from the commission of another criminal act.

Murder — “1. A person is guilty of murder if: A. He intentionally or knowingly causes the death of another human being; B. He engages in conduct which manifests a depraved indifference to the value of human life ...; or C. ... causes another human being to commit suicide by the use of force, duress or deception.” M.R.S.A. Title 17-A, § 201

Felony Murder — “1. A person is guilty of felony murder if acting alone or with one or more other persons in the commission or attempt to commit immediate flight after committing or attempting to commit ... [another felony offense], he or another participant in fact causes the death of another human being ...” M.R.S.A. Title 17-A, § 202

Manslaughter — “1. A person is guilty of manslaughter if he: B. ... causes the death of another human being ... while under the influence of extreme anger or extreme fear ...” M.R.S.A. Title 17-A, § 203

Not included in the count for this offense classification are deaths caused by negligence, suicide, or accident. Although manslaughter by negligence is recorded on the “offenses known to police” form along with murder, it is not considered an index offense and is not discussed in this report. Attempts to murder or assaults to murder are scored as aggravated assaults and not murder.

Crime Clock

1 Murder
every
14 days,
15 hours,
22 minutes

<i>Trend</i>						
Year	1992	1993	1994	1995	1996	1992–1996
Number reported	25	16	28	20	25	
% change from previous year	4.2%	-36.0%	75.0%	-28.6%	25.0%	
						% change —
Rate per 1,000	0.02	0.01	0.02	0.02	0.02	
% change from previous year	—	-50.0%	100.0%	—	—	
						% change —

Characteristics — 1996

Victim–Offender Relationship

Non-Stranger to Non-Stranger92.0%
Stranger to Stranger4.0%
Unknown4.0%

Type of Weapon Used

Firearm48.0%
Knife/Cutting Instrument.....28.0%
Other Dangerous Weapon.....8.0%
Hands, Fists, Feet8.0%
Other/Undetermined8.0%

Months of Highest Occurrence

October16.0%
November, December12.0%

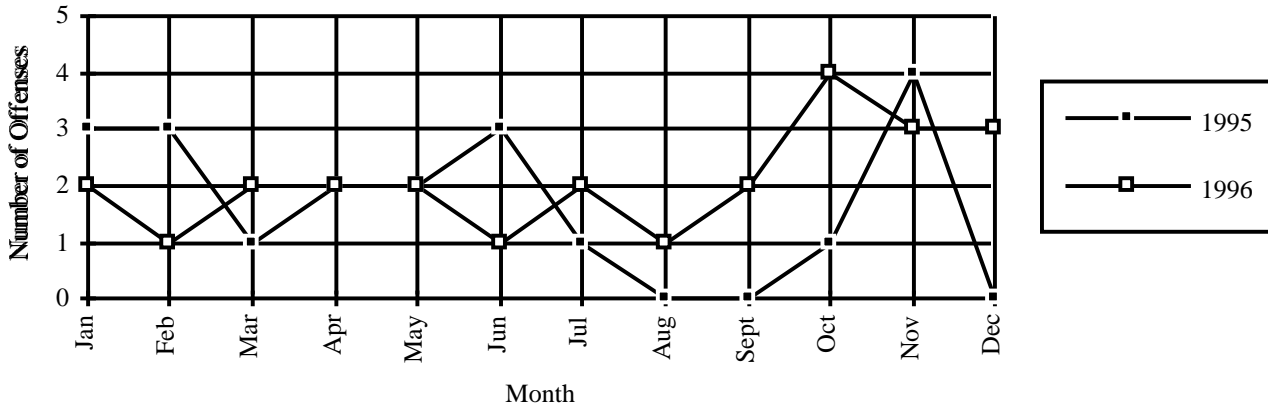
Value of Property Stolen during Offense

Total\$0.00
Per Incident Average.....\$0.00

Clearance Rate

20 Offenses Cleared.....80.0%
Arrests/Crime Ratio.....0.88

***Murder & Non-Negligent Manslaughter — Comparative
Data 1995–1996***

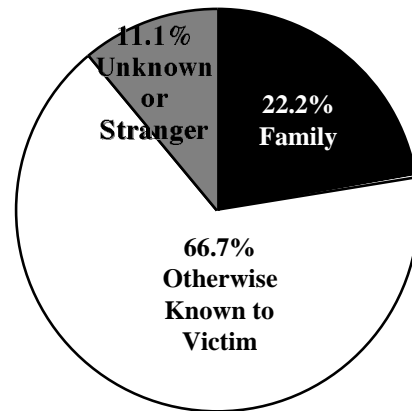


Profile of Persons Arrested — 22 Arrests

Age	Sex
17 and under.....4.5%	Male.....100.0%
18–24.....40.9%	Female.....0.0%
25–29.....13.6%	
30–34.....0.0%	
35–39.....22.7%	
40 and over.....18.2%	
3 offenders committed suicide	

Murder Distribution by Relationship (Victim to Offender)

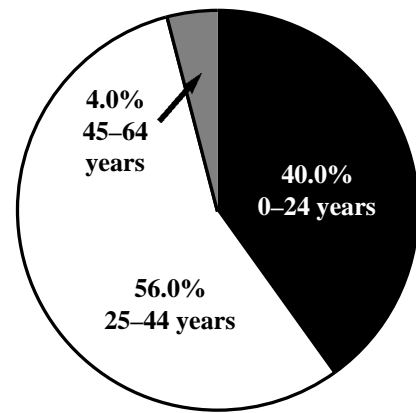
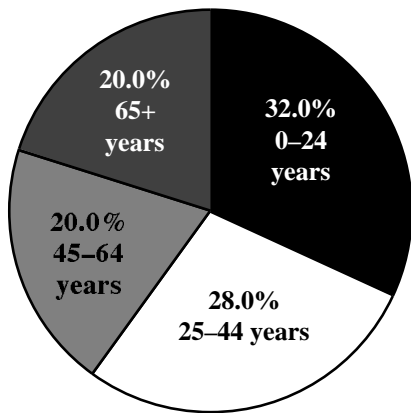
Relationship*	Number	% of Total
Father	1	3.7%
Mother	1	3.7%
Sister	1	3.7%
Wife	3	11.1%
Total Family	6	22.2%
Girlfriend/Boyfriend	5	18.5%
Friend	2	7.4%
Acquaintance	11	40.7%
Stranger	2	7.4%
Unknown	1	3.7%
Total Other	21	77.8%
TOTAL	27	100.0%



*Number of relationships may not agree with number of victims due to instances of multiple offenders or multiple victims.

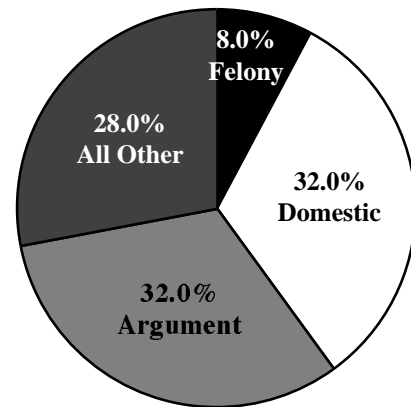
Murder Distribution by Age and Sex

Age of Victims	Male	Female	Total	Age of Offenders	Male	Female	Total
0-14 years	—	2	2	0-14 years	1	—	1
15-24 years	5	1	6	15-24 years	9	—	9
25-34 years	1	2	3	25-34 years	5	—	5
35-44 years	1	3	4	35-44 years	7	2	9
45-54 years	1	3	4	45-54 years	1	—	1
55-64 years	1	—	1	55-64 years	—	—	—
65+ years	1	4	5	65+ years	—	—	—
Total	10	15	25	Total	23	2	25



Murder Distribution by Circumstances

Circumstance**	Number	% of Total
Burglary	2	8.0%
Felony Total*	2	8.0%
Domestic Conflict	8	32.0%
Argument	8	32.0%
Child Abuse/Neglect	1	4.0%
Other	6	24.0%
Other than Felony Total	23	92.0%
TOTAL	25	100.0%

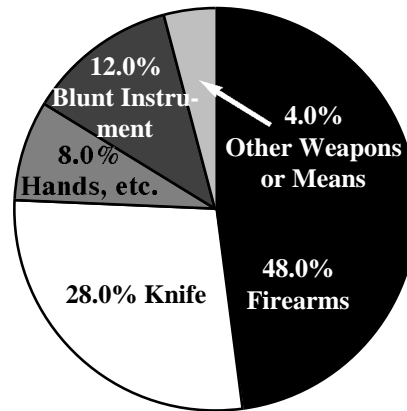


*Felony murder is defined as a killing which occurs in conjunction with the commission of another crime such as a robbery, arson, sexual assault or other felonious activities.

**Due to the unlimited set of possible circumstances surrounding homicides, it is difficult to provide a clear-cut or precise statistical category. In the intent of uniformity, the number of circumstance categories has been kept to a minimum. Caution is suggested in drawing generalizations from the data without more deliberate analysis. This table makes no attempt to analyze the motives of offenders, but rather to display general circumstances surrounding the events.

Murder Distribution by Weapon

Weapon	Number	% of Total
Firearm	2	8.0%
Shotgun	5	20.0%
Handgun	5	20.0%
Knife, Cutting Instrument	7	28.0%
Hands, Fists, Feet	2	8.0%
Blunt Instrument	3	12.0%
Other/Unknown	1	4.0%
Total	25	100.0%



FORCIBLE RAPE

Forcible rape is the carnal knowledge of a female forcibly and against her will.

“A person is guilty of gross sexual assault if that person engages in a sexual act (direct genital contact) with another person and the person submits as a result of compulsion.” M.R.S.A. Title 17-A, § 253

This category is broken down into two categories: Rape by Force, and Attempted Forcible Rape. Carnal abuse without force (statutory rape) and other sex offenses are not included.

Forcible rape differs from other violent crimes in that the victim, in many cases, is reluctant to report the offense to police. The investigation by police, medical examination, court procedure, embarrassment and fear of any accompanying stigma have a deterrent effect on the victim’s willingness to make the offense known to police.

Maine has experienced increased availability in services such as rape crisis centers providing 24-hour hot lines and counselors, witness/victim assistants in district attorneys’ offices, improved medical practices and increased sensitivity by law enforcement personnel. The increased number of offenses identified in this report may be, in part, influenced by the increasing confidence of victims in the criminal justice system.

Crime Clock



Trend

Year	1992	1993	1994	1995	1996	1992-1996
Number reported	298	348	315	268	266	
% change from previous year	22.6%	16.8%	-9.5%	-14.9	-0.7%	
						% change -10.7%
Rate per 1,000	0.24	0.28	0.26	0.22	0.22	
% change from previous year	20.0%	16.7%	-7.1%	-15.4%	—	
						% change -8.3%

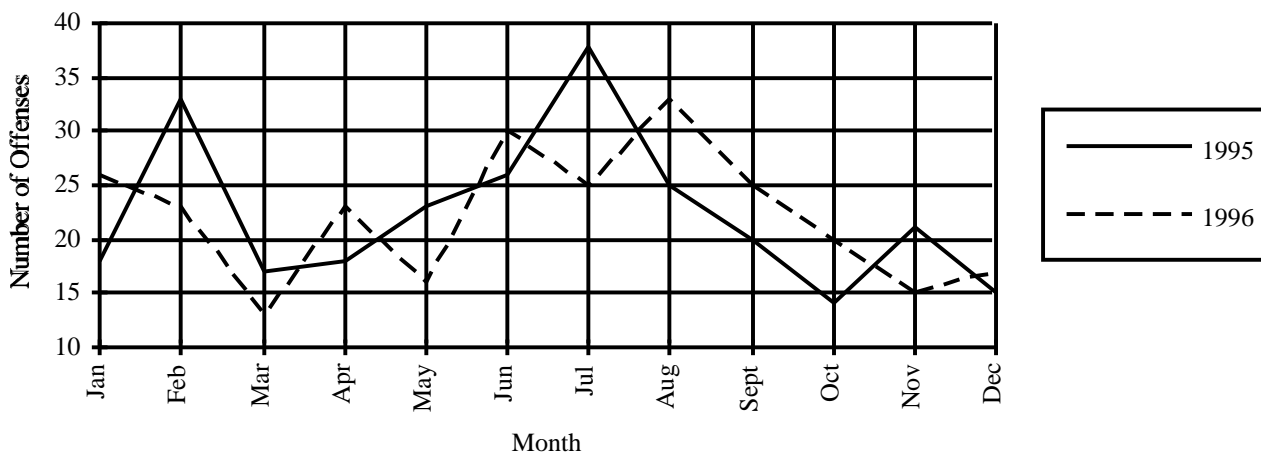
Characteristics — 1996

Type of Offense	
Rape by Force	89.5%
Attempts to Rape.....	10.5%
Months of Highest Occurrence	
August	12.4%
June	11.3%
January	9.8%
Value of Property Stolen during Offense	
Total.....	\$250.00
Per Incident Average	\$0.94
Clearance Rate	
114 Offenses Cleared.....	42.9%
Arrests/Crime Ratio.....	0.29

**Profile of Persons Arrested
77 Arrests**

Age	
17 and under.....	23.4%
18–24.....	28.6%
25–29.....	14.3%
30–34.....	10.4%
35–39.....	3.9%
40 and over.....	19.5%
Sex	
Male.....	98.7%
Female.....	1.3%

Rapes — Comparative Data 1995–1996



Rape by Type of Offense, 1995–1996

	1995	1996	% change
Forcible Rape	242	238	-1.7%
Attempted Rape	26	28	7.7%
Totals	268	266	-0.7%



ROBBERY

Robbery is defined by UCR as “the felonious and forcible taking of the property of another against his will by violence or by putting him in fear.” All attempts to rob are included in the UCR report.

“1. A person is guilty of robbery if he commits or attempts to commit theft and at the time of his actions: A. He recklessly inflicts bodily injury on another; B. He threatens to use force against any person present with the intent (1) to prevent or overcome resistance to the taking of the property, ...; or (2) to compel the person in control of the property to give it up ...; C. He uses physical force on another with the intent enumerated in paragraph B, subparagraphs (1) and (2); D. He intentional-

ly inflicts or attempts to inflict bodily injury on another; or E. He or an accomplice to his knowledge is armed with a dangerous weapon ... ” M.R.S.A. Title 17-A, § 65, 1

Crime Clock



Trend

Year	1992	1993	1994	1995	1996	1992-1996
Number reported	291	263	277	331	288	
% change from previous year	3.2%	-9.6%	5.3%	19.5%	-13.0%	% change -1.0%
Rate per 1,000	0.24	0.21	0.22	0.27	0.23	
% change from previous year	4.3%	-12.5%	4.8%	19.5%	-14.8%	% change -4.2%

Characteristics — 1996

Type of Weapon Used	Months of Highest Occurrence
Hands, Fists, Feet.....62.5%	November12.5%
Firearm.....18.4%	July9.7%
Knife/Cutting Instrument.....9.4%	December9.4%
Other Dangerous Weapon.....9.7%	
Place of Occurrence	Value of Property Stolen during Offense
Street, Alley.....42.4%	Total.....\$125,350.00
Business Establishment.....20.1%	Per Incident Average.....\$435.24
Miscellaneous.....18.8%	Clearance Rate
Residence17.7%	129 Offenses Cleared.....44.8%
Banks.....1.0%	Arrests/Crime Ratio.....0.64

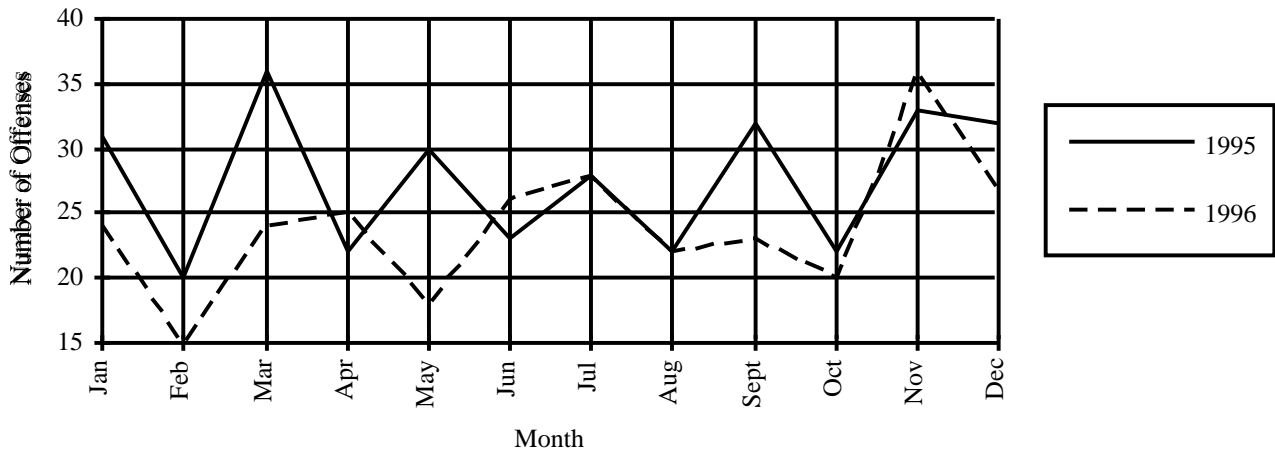
**Profile of Persons Arrested
184 Arrests**

Age	
17 and under.....	45.7%
18-24.....	36.4%
25-29.....	12.0%
30-34.....	4.3%
35-39.....	1.6%
40 and over.....	0.0%
Sex	
Male.....	87.0%
Female.....	13.0%

Robbery by Weapon Type, 1995-1996

	1995	1996	% change
Firearm	70	53	-24.3%
Knife	38	27	-28.9%
Other Weapon	33	28	-15.2%
Strong Arm	190	180	-5.3%
Totals	331	288	-13.0%

Robberies — Comparative Data 1995-1996



Robbery by Classification, 1995-1996

Classification	Number of Offenses			1995	Value Stolen 1996	% change
	1995	1996	% change			
Highway	116	122	+5.2%	\$18,864.00	\$57,577.00	+205.2%
Commercial House	40	22	-45.0%	\$114,774.00	\$6,727.00	-94.1%
Gas/Service Station	6	5	-16.7%	\$2,222.00	\$1,134.00	-49.0%
Convenience Store	41	31	-24.4%	\$5,669.00	\$7,128.00	+25.7%
Residence	52	51	-1.9%	\$27,970.00	\$21,144.00	-24.4%
Bank/Lending Inst.	16	3	-81.3%	\$48,691.00	\$21,644.00	-55.5%
Miscellaneous	60	54	-10.0%	\$1,054,704.00	\$9,996.00	-99.1%
Totals	331	288	-13.0%	\$1,272,894.00	\$125,350.00	-90.2%

<i>Robbery Type by County</i>									
County	Highway	Commercial House	Gas Station	Convenience Store	Residence	Bank	Misc.	Total	
Androscoggin									
1996	25	3	—	3	6	—	6	43	
1995	29	4	1	7	15	2	5	63	
Aroostook									
1996	—	2	1	—	1	1	3	8	
1995	1	—	—	1	1	—	4	7	
Cumberland									
1996	66	12	2	13	25	1	20	139	
1995	55	18	4	19	16	9	20	141	
Franklin									
1996	—	—	—	1	1	—	—	2	
1995	—	—	—	—	2	—	1	3	
Hancock									
1996	1	—	1	—	—	—	—	2	
1995	—	—	—	1	—	—	1	2	
Kennebec									
1996	8	1	—	6	5	—	6	26	
1995	6	4	—	4	4	4	3	25	
Knox									
1996	—	—	—	—	1	—	1	2	
1995	—	—	—	1	3	—	1	5	
Lincoln									
1996	—	—	—	—	1	—	—	1	
1995	—	—	—	—	2	—	2	4	
Oxford									
1996	1	1	—	1	—	—	—	3	
1995	2	—	—	—	1	—	—	3	
Penobscot									
1996	7	1	—	4	3	1	3	19	
1995	11	8	1	3	1	1	1	26	
Piscataquis									
1996	1	—	—	—	—	—	—	1	
1995	1	—	—	—	—	—	—	1	
Sagadahoc									
1996	1	—	—	—	—	—	1	2	
1995	—	—	—	—	—	—	—	0	
Somerset									
1996	—	—	—	1	1	—	—	2	
1995	1	—	—	2	1	—	1	5	
Waldo									
1996	—	—	—	1	—	—	—	1	
1995	—	—	—	—	—	—	—	0	
Washington									
1996	—	—	—	—	1	—	1	2	
1995	—	—	—	—	1	—	—	1	
York									
1996	12	2	1	1	6	—	13	35	
1995	10	6	—	3	5	—	21	45	



AGGRAVATED ASSAULT

An aggravated assault is an attempt or offer, with unlawful force or violence, to do physical injury to another. This type of assault is usually accompanied by the use of a weapon or other means likely to produce death or serious bodily injury. Attempts are included since it is not necessary that an injury result when a gun, knife, or other weapon is used which could and probably would result in serious personal injury if the crime is successfully completed. Assaults with personal weapons (hands, fists, feet) are scored as aggravated if there is personal injury requiring more than simple first aid to treat.

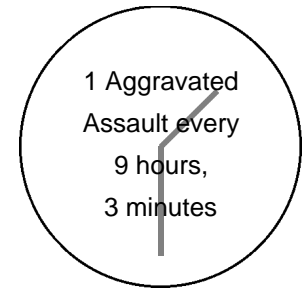
Aggravated Assault: "1. A person is guilty of aggravated assault if he ... causes: A. Serious bodily injury to another; or, B. Bodily injury to another with use of a dangerous weapon; or, C. Bodily injury to another under circumstances manifesting extreme indifference to the value of human life." M.R.S.A. Title 17-A, § 208

Assault while Hunting: "1. A person is guilty of assault while hunting if ... he, with criminal negligence, causes bodily injury to another with the use of a dangerous weapon." M.R.S.A. Title 17-A, § 208-A

Assault on an Officer: "1. A person is guilty of assault on an officer if: A. ... causes bodily injury to a law enforcement officer while the officer is in the performance of his official duties; or, B. While in custody in a penal institution or other facility pursuant to an arrest or ... court order, he commits an assault on a member of the staff of the institution ..." M.R.S.A. Title 17-A, § 752-A

Not included in this class are simple (non-aggravated) assaults. Simple assaults are non-index offenses, although a record is kept of these assaults on an "offenses known to police" form. During 1996 there were 10,676 simple assaults reported (+2.9% from 1995), with a clearance rate of 81.0%. These simple assaults are included in the report of domestic assaults, and assaults on law enforcement officers.

Crime Clock



Trend

Year	1992	1993	1994	1995	1996	1992-1996
Number reported	1,001	945	978	1,021	970	
% change from previous year	-7.1%	-5.6%	3.5%	4.4%	-5.0%	% change -3.1%
Rate per 1,000	0.81	0.77	0.79	0.83	0.79	
% change from previous year	-8.0%	-4.9%	2.6%	5.1%	-4.8%	% change -2.5%

Characteristics — 1996

Type of Weapon Used

Hands, Fists, Feet.....	56.8%
Other Dangerous Weapons	26.9%
Knife/Cutting Instrument.....	13.3%
Firearms.....	3.0%

Months of Highest Occurrence

September	11.9%
May	9.8%
August, October	9.6%

Clearance Rate

716 Offenses Cleared.....	73.8%
Arrests/Crime Ratio.....	0.64

Profile of Persons Arrested 619 Arrests

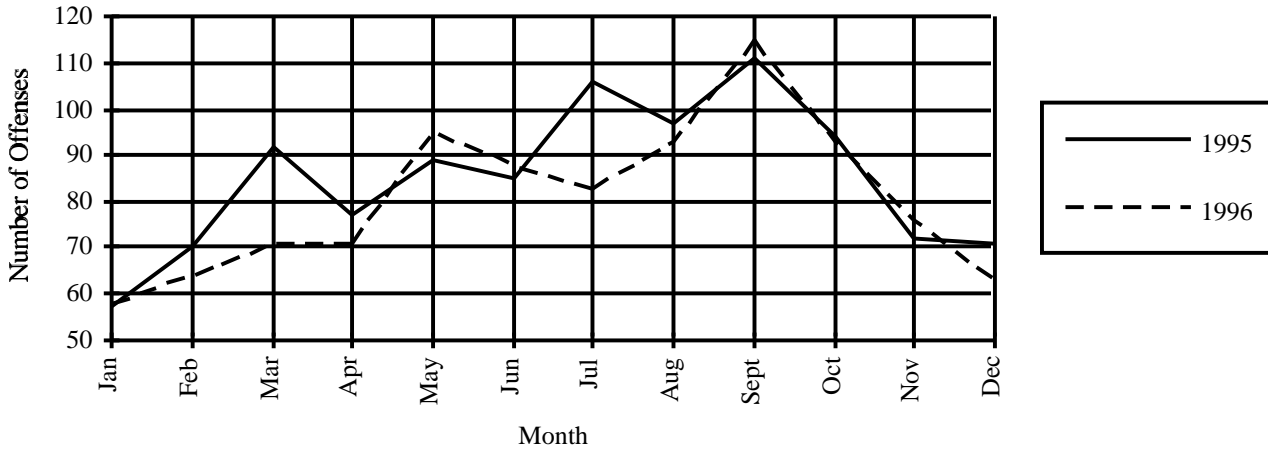
Age

17 and under.....	20.8%
18-24.....	26.8%
25-29.....	14.9%
30-34.....	12.3%
35-39.....	10.2%
40 and over.....	15.0%

Sex

Male.....	82.6%
Female.....	17.4%

Aggravated Assaults — Comparative Data 1995–1996



Aggravated Assault by Weapon Type, 1995–1996

	Firearm	Knife	Other Weapon	Strong Arm	Totals
1995	60	144	348	469	1,021
1996	29	129	261	551	970
% change	-51.7%	-10.4%	-25.0%	17.5%	-5.0%

DOMESTIC VIOLENCE

Due to problems of abuse and domestic violence between family or household members, the 109th Maine Legislature enacted a law entitled “An Act Concerning Abuse between Household and Family Members.” The law, Chapter 578 of the Public Laws of 1979, mandates the reporting of domestic violence data by law enforcement agencies and the collection of such data (Title 19, § 770 [1]) by the Uniform Crime Reporting Unit, State Bureau of Identification, Department of Public Safety.

During 1996:

- Of a grand total of 11,646 reported assaults, 3,914 or 33.6% were identified as occurring between household

or family members.

- Domestic assaults decreased 11.3% (498 offenses) from the 1995 figure of 4,412.
- Law enforcement agencies cleared 3,561 domestic assaults for a clearance rate of 91.0%.
- Of the 3,914 domestic assaults, 97.7% involved personal weapons (hands, fists, feet).



<i>Domestic Violence Assaults Comparison Data 1995–1996</i>				
Situations/Relationships	1995 Number of Offenses	1995 % of Total	1996 Number of Offenses	1996 % of Total
Male Assault on Female				
Firearm	18	.4	6	.2
Knife, Cutting Instrument	14	.3	11	.3
Other Dangerous Weapon	24	.5	26	.7
Hands, Aggravated Injury	79	1.8	84	2.1
Hands, Not Aggravated	2,841	64.4	2,423	61.9
Total Male Assault on Female	2,976	67.5	2,550	65.2
Female Assault on Male				
Firearm	1	<.1	—	<.1
Knife, Cutting Instrument	20	.5	13	.3
Other Dangerous Weapon	15	.3	6	.2
Hands, Aggravated Injury	4	<.1	4	.1
Hands, Not Aggravated	431	9.8	388	9.9
Total Female Assault on Male	471	10.7	411	10.5
Parent Assault on Child				
Firearm	—	<.1	1	<.1
Knife, Cutting Instrument	1	<.1	3	<.1
Other Dangerous Weapon	4	<.1	3	<.1
Hands, Aggravated Injury	16	.4	12	.3
Hands, Not Aggravated	269	6.1	247	6.3
Total Parent Assault on Child	290	6.6	266	6.8
Child Assault on Parent				
Firearm	2	<.1	—	<.1
Knife, Cutting Instrument	4	<.1	1	<.1
Other Dangerous Weapon	3	<.1	5	.1
Hands, Aggravated Injury	9	.2	7	.2
Hands, Not Aggravated	250	5.7	238	6.1
Total Child Assault on Parent	268	6.1	251	6.4
All Other Domestic Assaults				
Firearm	1	<.1	2	<.1
Knife, Cutting Instrument	5	.1	4	.1
Other Dangerous Weapon	16	.4	9	.2
Hands, Aggravated Injury	28	.6	24	.6
Hands, Not Aggravated	357	8.1	397	10.1
Total All Other Domestic Assaults	407	9.2	436	11.1
Grand Total All Domestic Assaults	4,412	100.0	3,914	100.0
Domestic Assaults/Type of Weapon				
Firearm	22	.5	9	.2
Knife, Cutting Instrument	44	1.0	32	.8
Other Dangerous Weapon	62	1.4	49	1.3
Hands, Aggravated Injury	136	3.1	131	3.3
Hands, Not Aggravated	4,148	94.0	3,693	94.4
Total Domestic Assaults	4,412	100.0	3,914	100.0
Total All Domestic Assaults	4,412	38.7	3,914	33.6
Total All Reported Assaults	11,399	100.0	11,646	100.0

Breakdown of Reported Domestic Assaults by County, 1995–1996

County	1995 Number of Offenses	1995 Percent of Total	1996 Number of Offenses	1996 Percent of Total	Percent Change Offenses
Androscoggin	518	11.7%	327	8.4%	-36.9%
Aroostook	214	4.9%	237	6.1%	10.7%
Cumberland	1,117	25.3%	962	24.6%	-13.9%
Franklin	98	2.2%	87	2.2%	-11.2%
Hancock	149	3.4%	117	3.0%	-21.5%
Kennebec	333	7.5%	282	7.2%	-15.3%
Knox	119	2.7%	83	2.1%	-30.3%
Lincoln	71	1.6%	67	1.7%	-5.6%
Oxford	147	3.3%	144	3.7%	-2.0%
Penobscot	448	10.2%	441	11.3%	-1.6%
Piscataquis	52	1.2%	54	1.4%	3.8%
Sagadahoc	104	2.4%	136	3.5%	30.8%
Somerset	157	3.6%	157	4.0%	—
Waldo	74	1.7%	74	1.9%	—
Washington	129	2.9%	99	2.5%	-23.3%
York	682	15.5%	647	16.5%	-5.1%
Totals	4,412	100.0%	3,914	100.0%	-11.3%