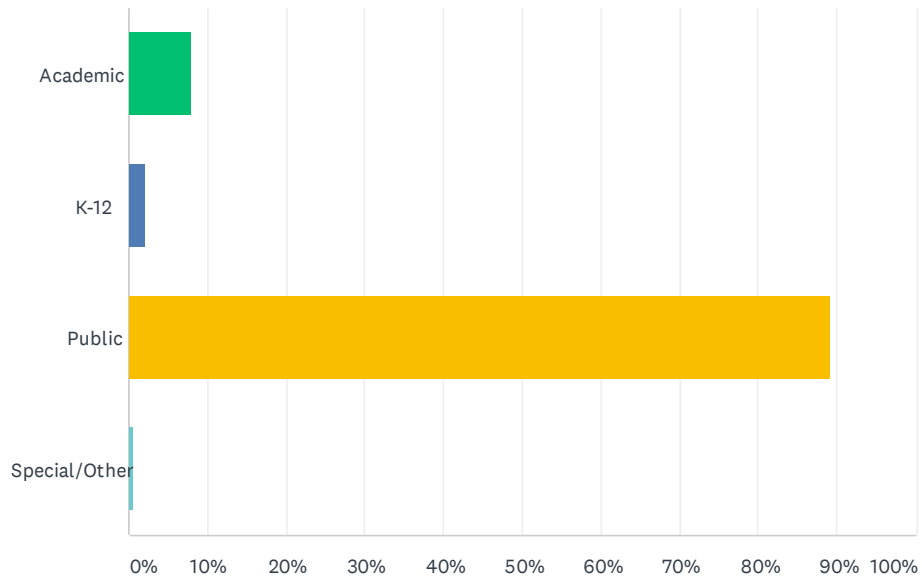


## Q1 Library Type

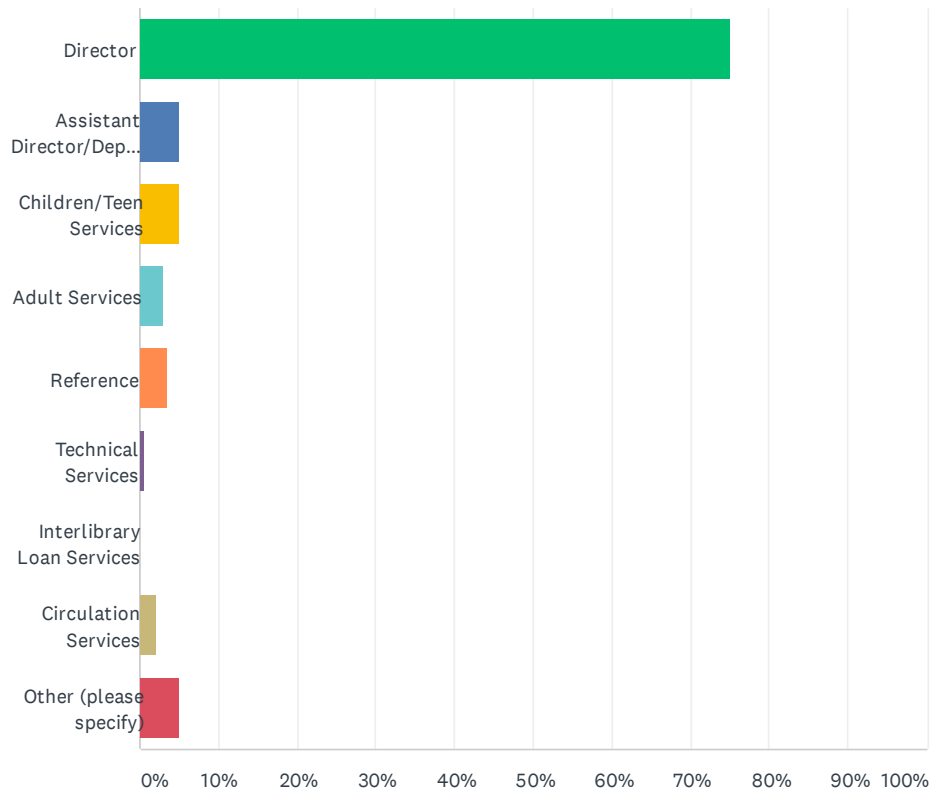
Answered: 137 Skipped: 0



ANSWER CHOICES	RESPONSES	
Academic	8.03%	11
K-12	2.19%	3
Public	89.05%	122
Special/Other	0.73%	1
<b>TOTAL</b>		<b>137</b>

## Q2 Select your role at your library

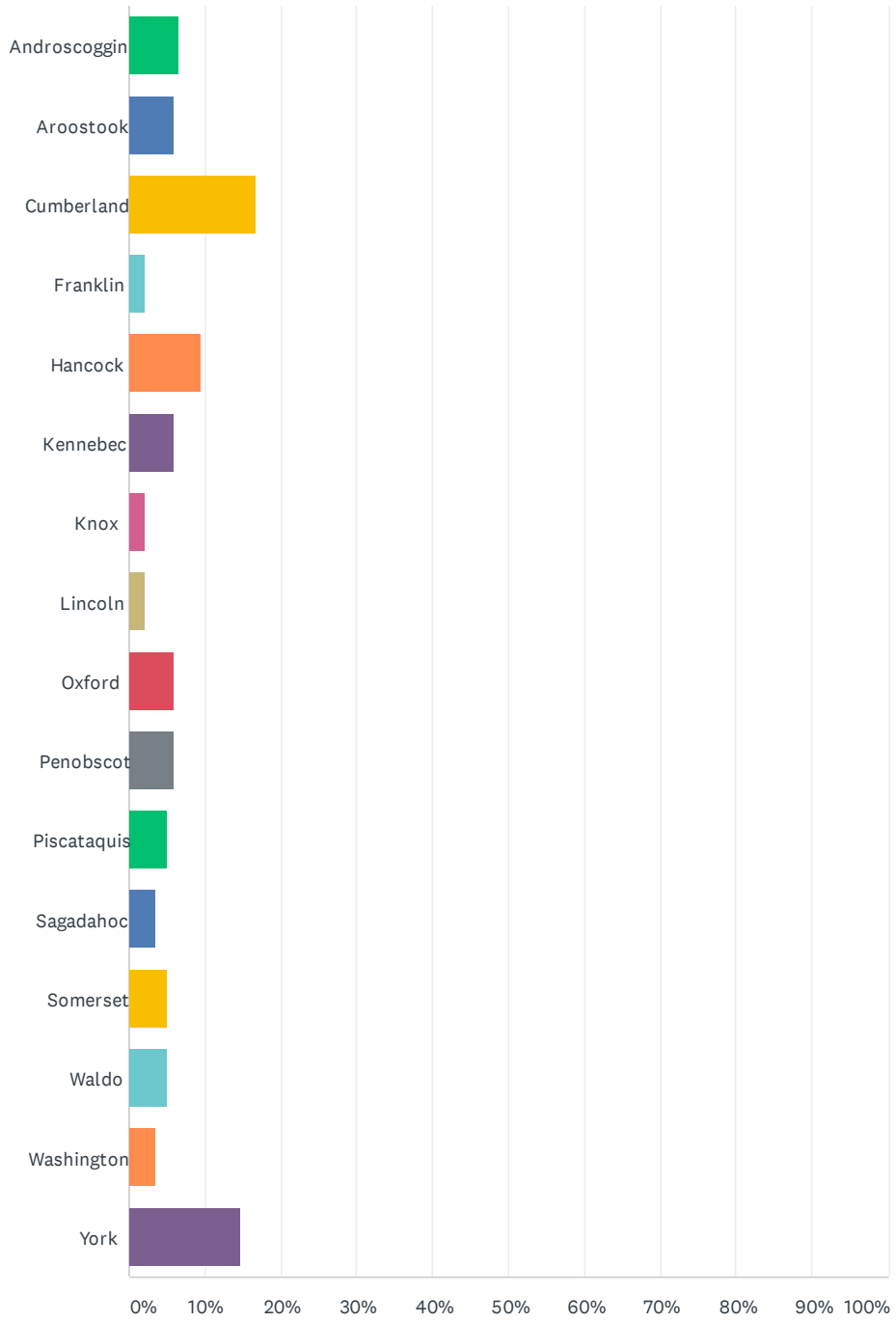
Answered: 137 Skipped: 0



ANSWER CHOICES	RESPONSES	
Director	75.18%	103
Assistant Director/Department Head	5.11%	7
Children/Teen Services	5.11%	7
Adult Services	2.92%	4
Reference	3.65%	5
Technical Services	0.73%	1
Interlibrary Loan Services	0.00%	0
Circulation Services	2.19%	3
Other (please specify)	5.11%	7
<b>TOTAL</b>		<b>137</b>

### Q3 County

Answered: 137 Skipped: 0

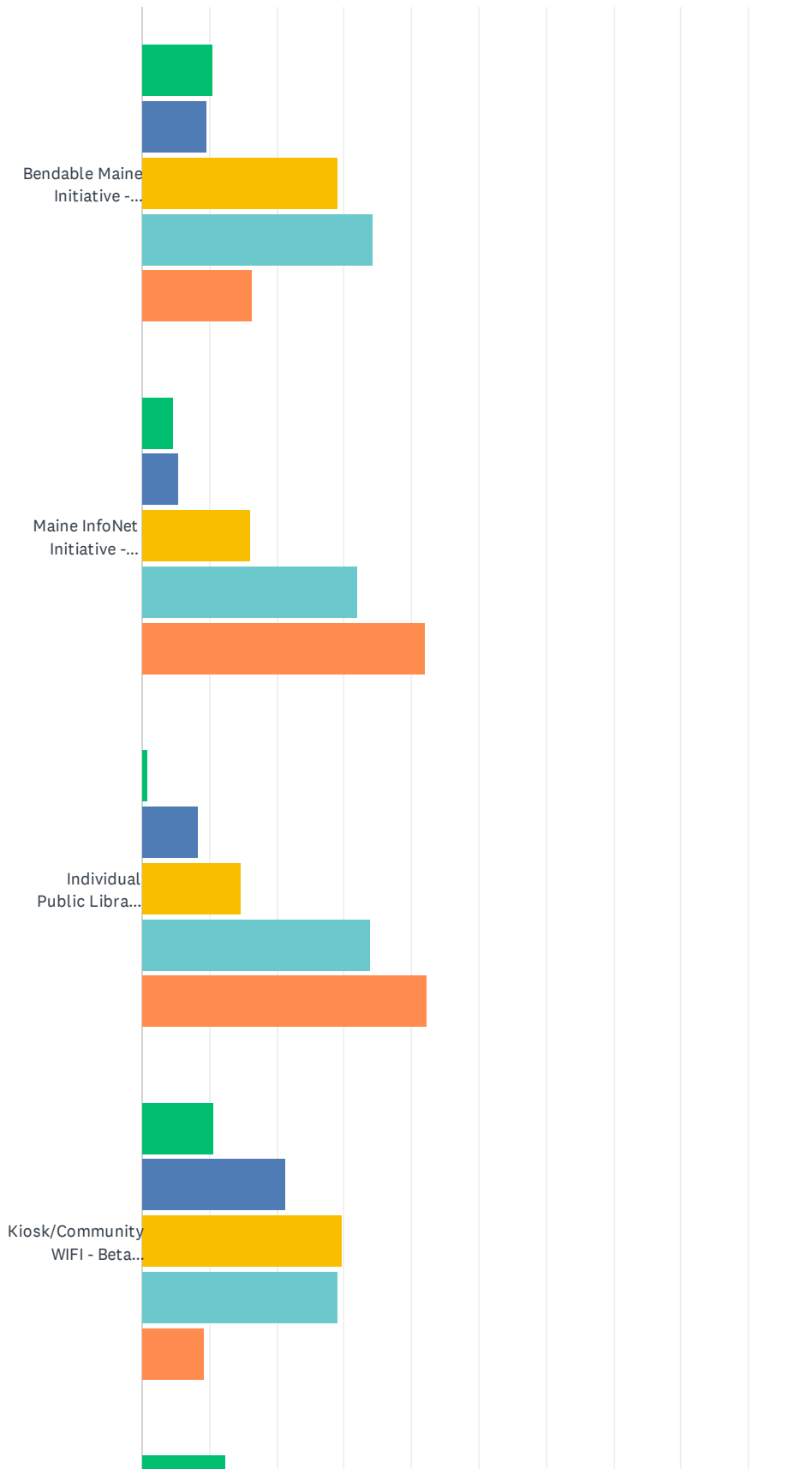


## ARPA Spending Priorities for Maine Libraries

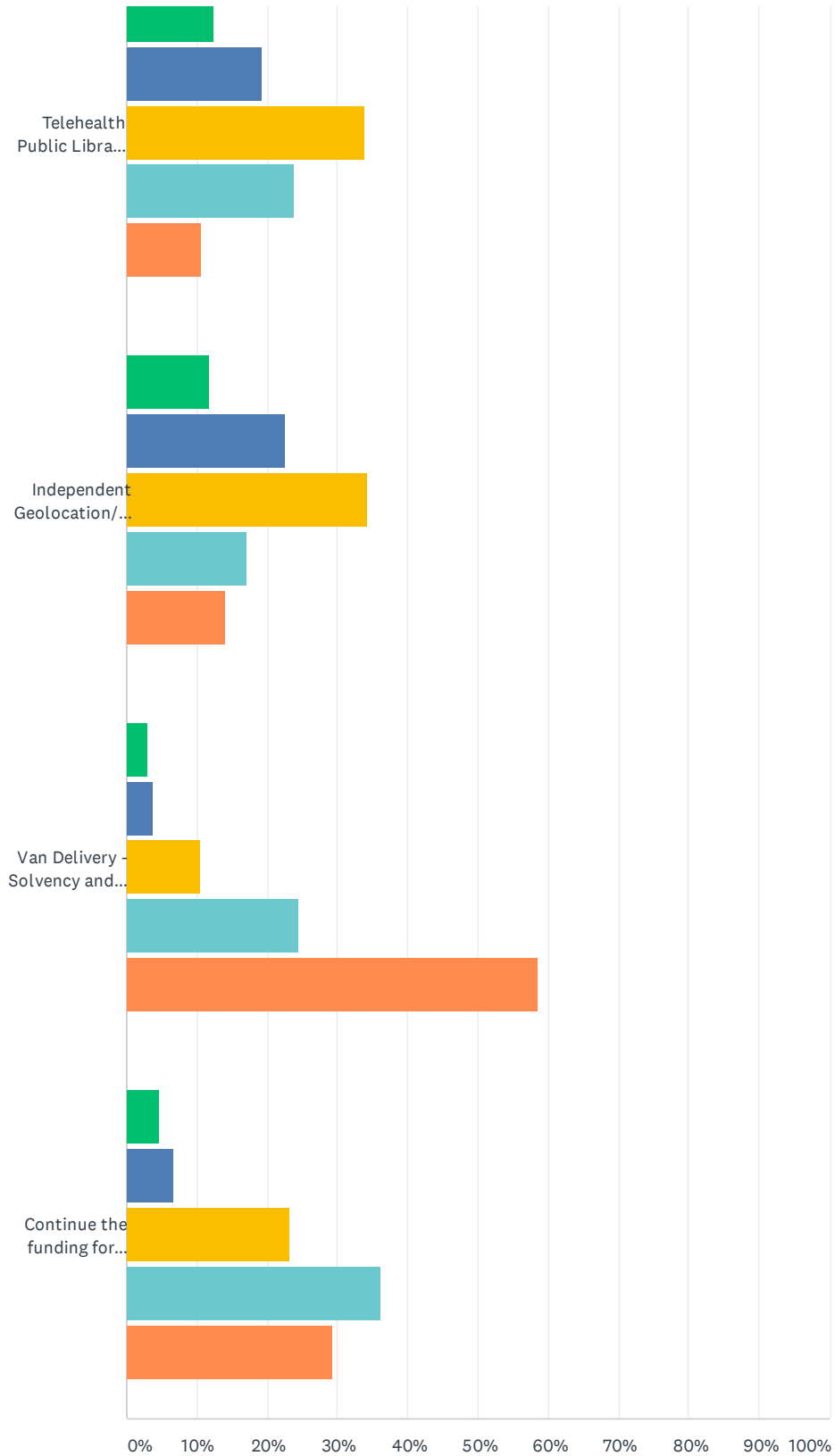
ANSWER CHOICES	RESPONSES	
Androscoggin	6.57%	9
Aroostook	5.84%	8
Cumberland	16.79%	23
Franklin	2.19%	3
Hancock	9.49%	13
Kennebec	5.84%	8
Knox	2.19%	3
Lincoln	2.19%	3
Oxford	5.84%	8
Penobscot	5.84%	8
Piscataquis	5.11%	7
Sagadahoc	3.65%	5
Somerset	5.11%	7
Waldo	5.11%	7
Washington	3.65%	5
York	14.60%	20
<b>TOTAL</b>		<b>137</b>

### Q4 Please rank the following statewide initiatives.

Answered: 136 Skipped: 1



## ARPA Spending Priorities for Maine Libraries



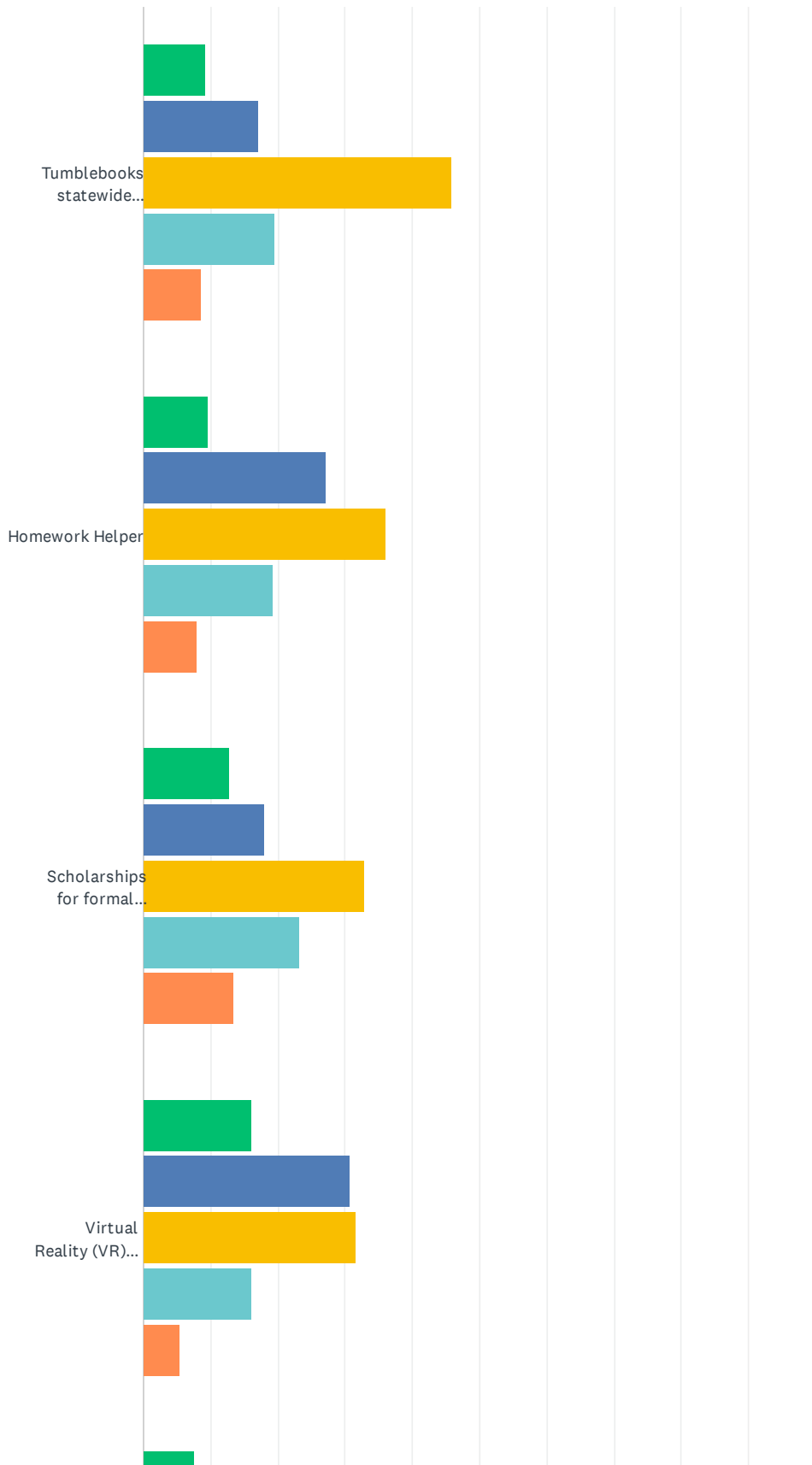
- Should not be funded
- Not important to my library and/or the Maine library community
- Somewhat important to my library and/or the Maine library community
- Important to my library and/or the Maine library community
- Very important to my library and/or the Maine library community

ARPA Spending Priorities for Maine Libraries

	SHOULD NOT BE FUNDED	NOT IMPORTANT TO MY LIBRARY AND/OR THE MAINE LIBRARY COMMUNITY	SOMEWHAT IMPORTANT TO MY LIBRARY AND/OR THE MAINE LIBRARY COMMUNITY	IMPORTANT TO MY LIBRARY AND/OR THE MAINE LIBRARY COMMUNITY	VERY IMPORTANT TO MY LIBRARY AND/OR THE MAINE LIBRARY COMMUNITY	TOTAL	WEIG AVER
Bendable Maine Initiative - Life Long Learning Platform that is sustainable post ARPA Funds	10.45% 14	9.70% 13	29.10% 39	34.33% 46	16.42% 22	134	
Maine InfoNet Initiative - Two year project	4.58% 6	5.34% 7	16.03% 21	32.06% 42	41.98% 55	131	
Individual Public Library Formula Grants - One year of funding for libraries (grant software and part-time manager needed)	0.77% 1	8.46% 11	14.62% 19	33.85% 44	42.31% 55	130	
Kiosk/Community WIFI - Beta Test Funds for one year	10.69% 14	21.37% 28	29.77% 39	29.01% 38	9.16% 12	131	
Telehealth Public Library - Beta Test Funds for one year	12.31% 16	19.23% 25	33.85% 44	23.85% 31	10.77% 14	130	
Independent Geolocation/Authentication Service for online services- sustainable post ARPA Funds	11.72% 15	22.66% 29	34.38% 44	17.19% 22	14.06% 18	128	
Van Delivery - Solvency and Expansion - Post ARPA will need to ask for state funds	2.96% 4	3.70% 5	10.37% 14	24.44% 33	58.52% 79	135	
Continue the funding for CARES Act Statewide Projects- Zoom Pro Subscriptions, Beanstack and Contemporary Archives/Omeka funding. Funding for 2 additional years.	4.51% 6	6.77% 9	23.31% 31	36.09% 48	29.32% 39	133	

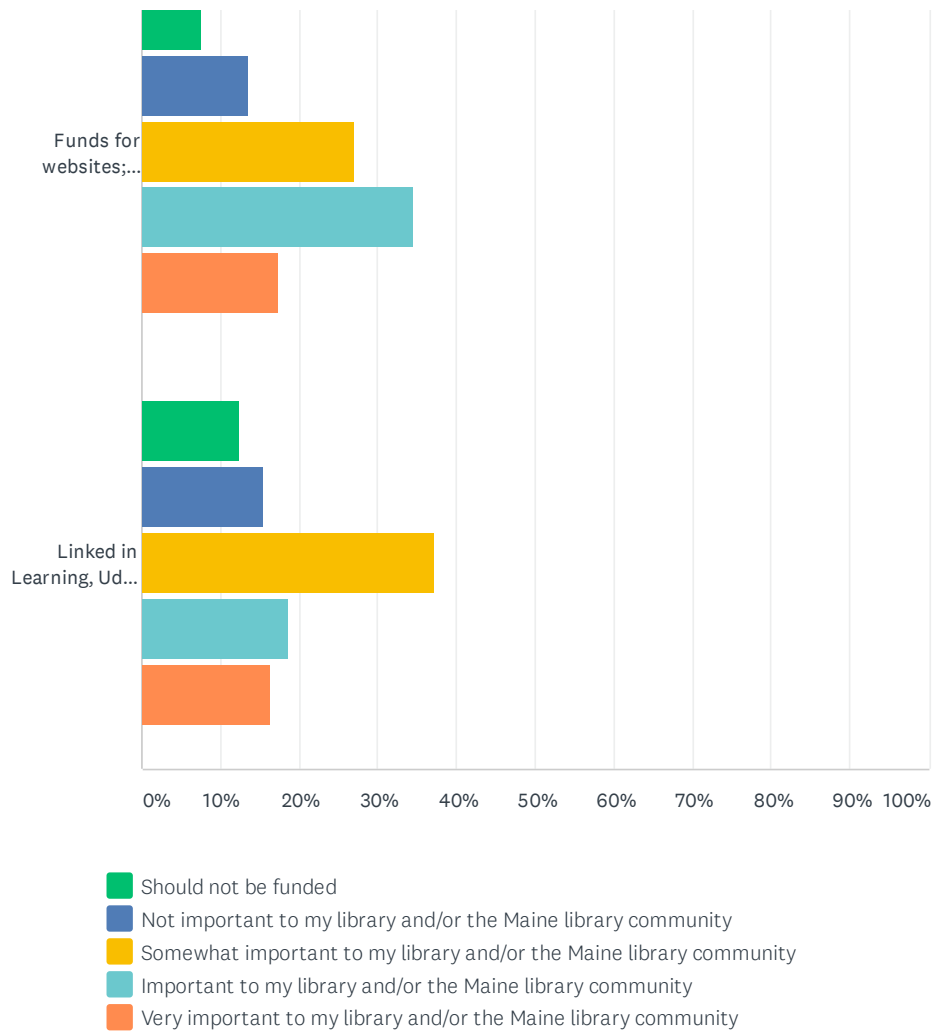
### Q5 Other potential projects to fund

Answered: 135 Skipped: 2





# ARPA Spending Priorities for Maine Libraries



ARPA Spending Priorities for Maine Libraries

	SHOULD NOT BE FUNDED	NOT IMPORTANT TO MY LIBRARY AND/OR THE MAINE LIBRARY COMMUNITY	SOMEWHAT IMPORTANT TO MY LIBRARY AND/OR THE MAINE LIBRARY COMMUNITY	IMPORTANT TO MY LIBRARY AND/OR THE MAINE LIBRARY COMMUNITY	VERY IMPORTANT TO MY LIBRARY AND/OR THE MAINE LIBRARY COMMUNITY	TOTAL	WEIGHTED AVERAGE
Tumblebooks statewide (Approx cost for 2 years is \$86,000)	9.30% 12	17.05% 22	45.74% 59	19.38% 25	8.53% 11	129	3.01
Homework Helper	9.60% 12	27.20% 34	36.00% 45	19.20% 24	8.00% 10	125	2.89
Scholarships for formal library science certificates, associate and BS at UMA Approx cost for each person \$7,000-\$10,000)	12.69% 17	17.91% 24	32.84% 44	23.13% 31	13.43% 18	134	3.07
Virtual Reality (VR) Traveling Petting Zoo (\$10,000)	16.15% 21	30.77% 40	31.54% 41	16.15% 21	5.38% 7	130	2.64
Funds for websites; development of templates, 2 year domain purchases (\$2,000 - \$5000 per library)	7.52% 10	13.53% 18	27.07% 36	34.59% 46	17.29% 23	133	3.41
Linked in Learning, Udemy or other content (up to \$560,000)- Sustainable with integration into Bendable.	12.40% 16	15.50% 20	37.21% 48	18.60% 24	16.28% 21	129	3.11

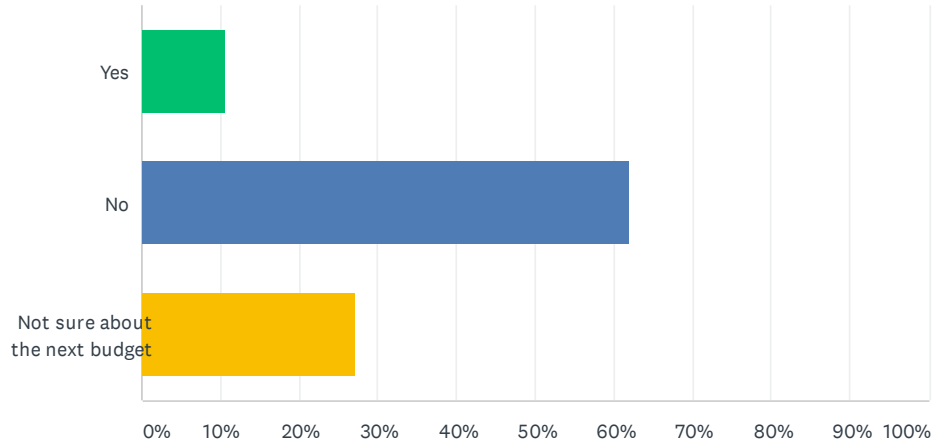
## Q6 Other ideas we should consider?

Answered: 33 Skipped: 104

ANSWER CHOICES	RESPONSES	
Idea #1	96.97%	32
Idea #2	57.58%	19
Idea #3	30.30%	10
Idea #4	24.24%	8
Idea #5	6.06%	2

Q7 Has your upcoming public library's municipal funding been reduced as a result of COVID? (Note: K-12 and academic have budget questions below)

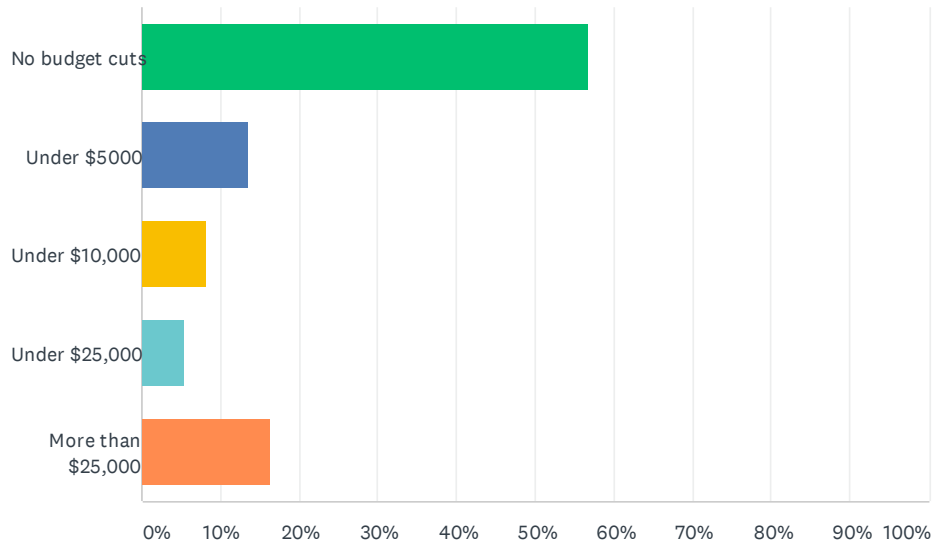
Answered: 121 Skipped: 16



ANSWER CHOICES	RESPONSES	
Yes	10.74%	13
No	61.98%	75
Not sure about the next budget	27.27%	33
<b>TOTAL</b>		<b>121</b>

Q8 If you answered Yes to Question 7, please indicate dollar amounts and use comments to provide additional information regarding the permanence of funding cuts.

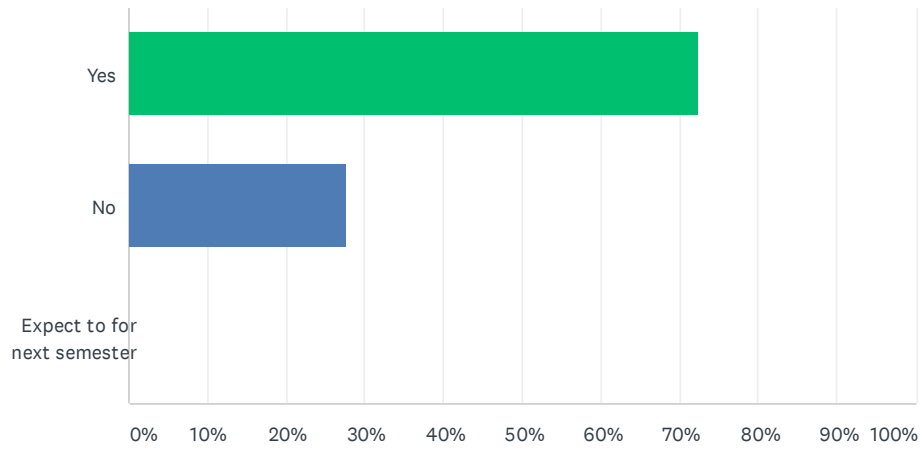
Answered: 37 Skipped: 100



ANSWER CHOICES	RESPONSES	
No budget cuts	56.76%	21
Under \$5000	13.51%	5
Under \$10,000	8.11%	3
Under \$25,000	5.41%	2
More than \$25,000	16.22%	6
<b>TOTAL</b>		<b>37</b>

### Q9 Do you have adequate technology in place to provide library services?

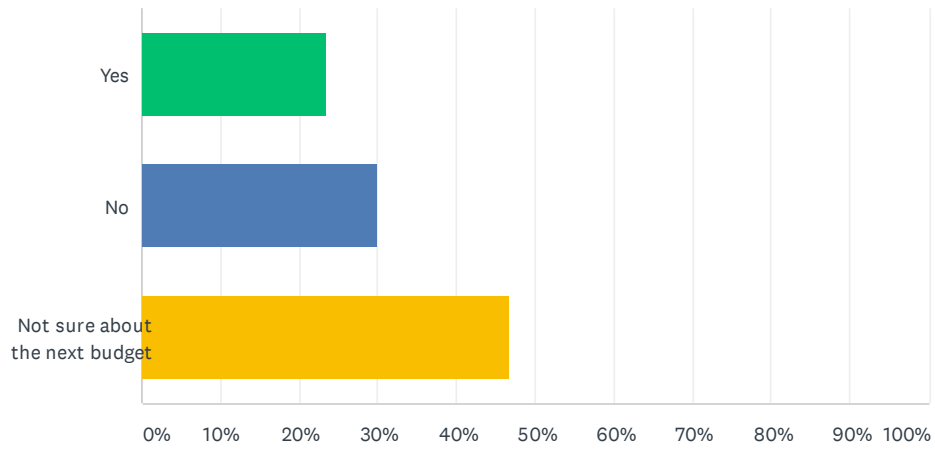
Answered: 29 Skipped: 108



ANSWER CHOICES	RESPONSES	
Yes	72.41%	21
No	27.59%	8
Expect to for next semester	0.00%	0
<b>TOTAL</b>		<b>29</b>

## Q10 Has your upcoming library funding been reduced as a result of COVID?

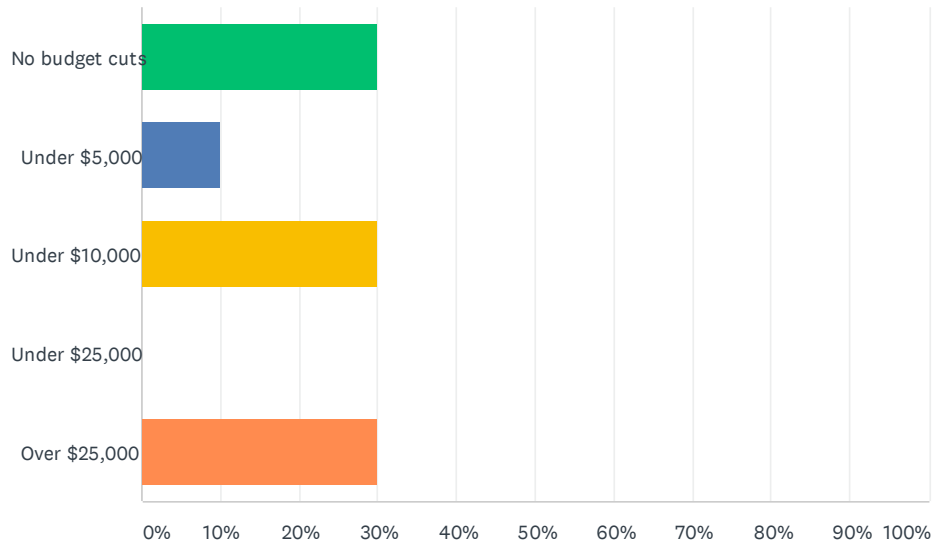
Answered: 30 Skipped: 107



ANSWER CHOICES	RESPONSES	
Yes	23.33%	7
No	30.00%	9
Not sure about the next budget	46.67%	14
TOTAL		30

**Q11** If you answered Yes to Question 10, please indicate dollar amounts and use comments to provide additional information regarding the permanence of funding cuts.

Answered: 10 Skipped: 127

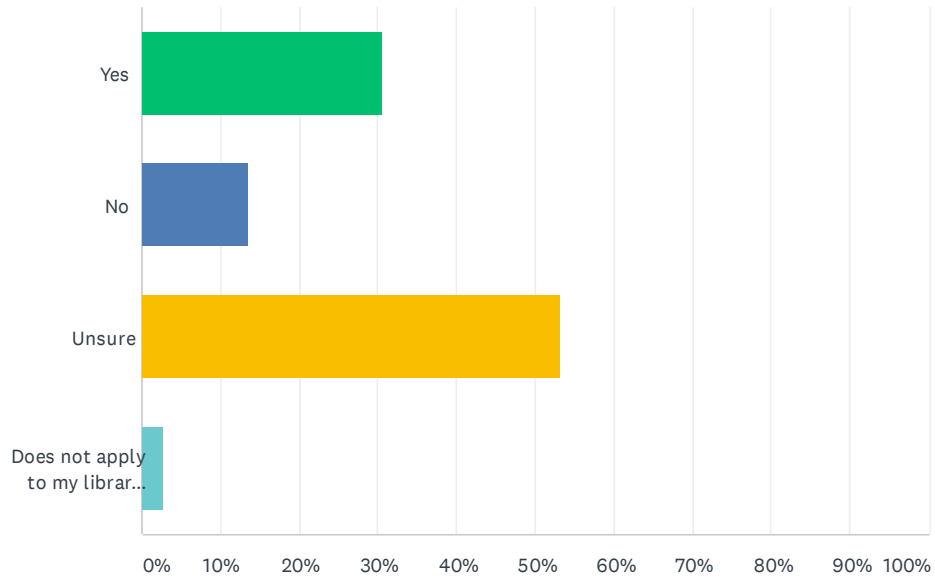


ANSWER CHOICES	RESPONSES	
No budget cuts	30.00%	3
Under \$5,000	10.00%	1
Under \$10,000	30.00%	3
Under \$25,000	0.00%	0
Over \$25,000	30.00%	3
<b>TOTAL</b>		<b>10</b>



### Q12 Is your public or school library considering using the process to be set up by the FCC and USAC to obtain funds to reimburse cost for a variety of hardware?

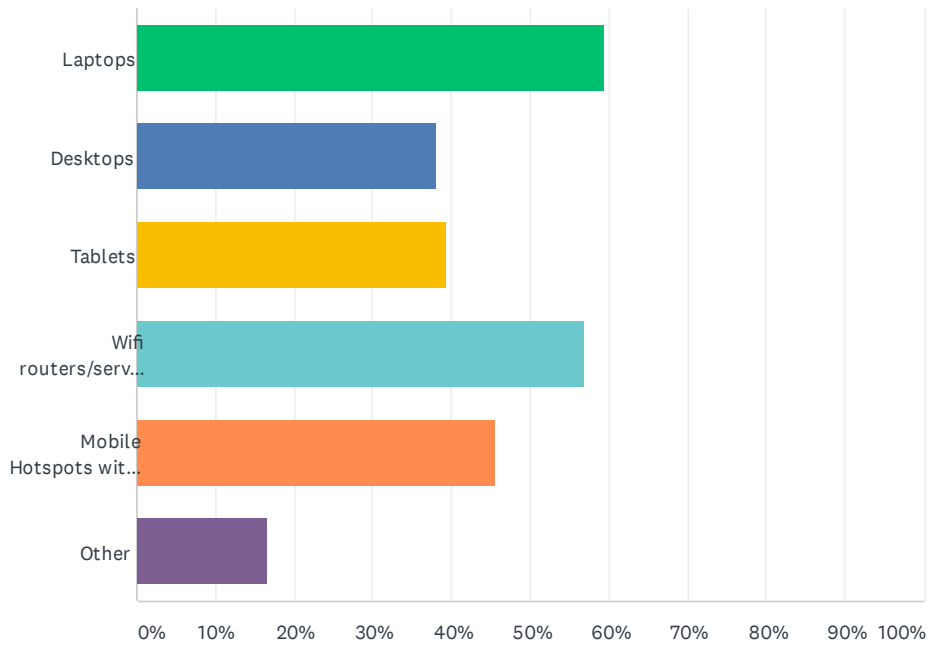
Answered: 111 Skipped: 26



ANSWER CHOICES	RESPONSES	
Yes	30.63%	34
No	13.51%	15
Unsure	53.15%	59
Does not apply to my library type	2.70%	3
<b>TOTAL</b>		<b>111</b>

### Q13 What technology would you be purchasing for this reimbursement? Answer all that apply.

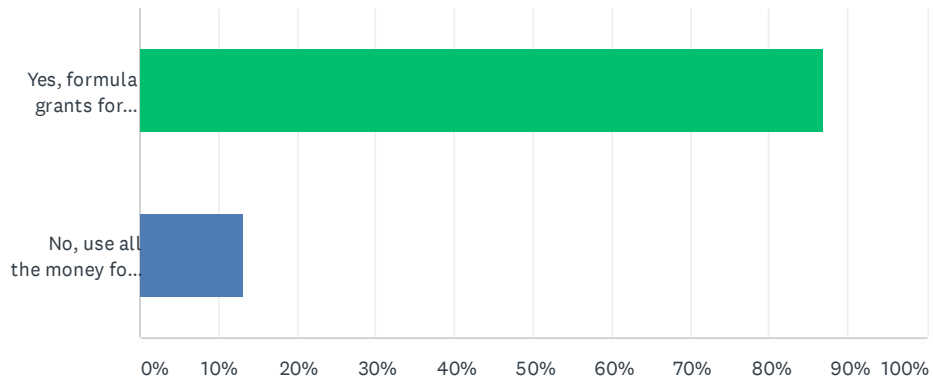
Answered: 79 Skipped: 58



ANSWER CHOICES	RESPONSES	
Laptops	59.49%	47
Desktops	37.97%	30
Tablets	39.24%	31
Wifi routers/services (that can count users for reporting purposes)	56.96%	45
Mobile Hotspots with data plans for lending to patrons	45.57%	36
Other	16.46%	13
Total Respondents: 79		

### Q14 Do you think LSTA-ARPA should be used for formula grants for public libraries?

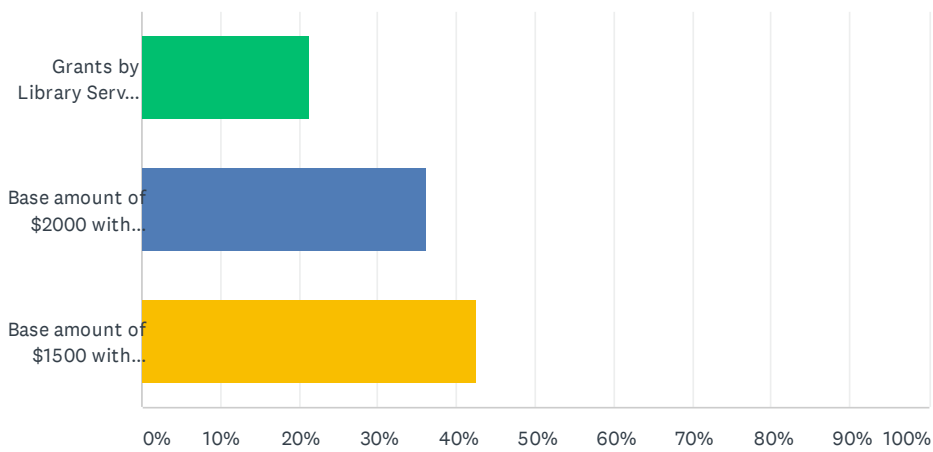
Answered: 122 Skipped: 15



ANSWER CHOICES	RESPONSES	
Yes, formula grants for public libraries are a good idea	86.89%	106
No, use all the money for statewide initiatives	13.11%	16
<b>TOTAL</b>		<b>122</b>

Q15 The Maine State Library has three formula grant proposals using different criteria. Please download the spreadsheet to review grant totals for your library. Grants determined by Library Service Area (LSA) - 25% of Maine LSTA ARPA. Total amount awarded is \$562,000. Base Amount with additional funds for Poverty based on School Lunch Data - 27% of Maine LSTA ARPA.. Total amount awarded is \$607,000 Base Amount with additional funds for LSA and Poverty based on School Lunch Data - 29% of Maine LSTA ARPA. Total amount awarded is \$666,250. Please select the option you think will bring the maximum benefit to all Maine public libraries.

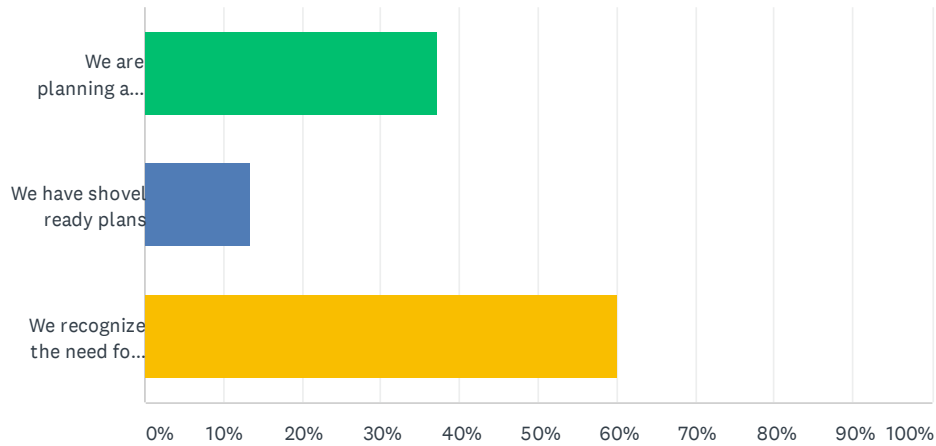
Answered: 113 Skipped: 24



ANSWER CHOICES	RESPONSES	
Grants by Library Service Area (LSA)	21.24%	24
Base amount of \$2000 with added funds based on school lunch poverty data	36.28%	41
Base amount of \$1500 with added funds for both LSA and school lunch poverty data	42.48%	48
<b>TOTAL</b>		<b>113</b>

Q16 MSL would like to gather some preliminary information about building projects as we wait to see what may happen to the Build America’s Libraries Act. Please check all that apply and do use the comments!

Answered: 75 Skipped: 62



ANSWER CHOICES	RESPONSES	
We are planning a building and/or expansion project	37.33%	28
We have shovel ready plans	13.33%	10
We recognize the need for an addition or new building but have not yet formalized plans	60.00%	45
Total Respondents: 75		

## Q17 Please provide any additional comments

Answered: 26 Skipped: 111