



# HEALTH QUARTERLY STATEMENT

AS OF JUNE 30, 2024

OF THE CONDITION AND AFFAIRS OF THE

## UnitedHealthcare of Wisconsin, Inc.

NAIC Group Code 0707 0707 NAIC Company Code 95710 Employer's ID Number 39-1555888  
 (Current) (Prior)

Organized under the Laws of Wisconsin, State of Domicile or Port of Entry WI

Country of Domicile United States of America

Licensed as business type: Health Maintenance Organization

Is HMO Federally Qualified? Yes [ ] No [ X ]

Incorporated/Organized 05/09/1986 Commenced Business 06/05/1986

Statutory Home Office 125 S. 84th St., Suite 400 Milwaukee, WI, US 53214  
 (Street and Number) (City or Town, State, Country and Zip Code)

Main Administrative Office 125 S. 84th St., Suite 400  
 (Street and Number)

Milwaukee, WI, US 53214 414-443-4000  
 (City or Town, State, Country and Zip Code) (Area Code) (Telephone Number)

Main Address 9800 Health Care Lane MN006-W500 Minnetonka, MN, US 55343  
 (Street and Number or P.O. Box) (City or Town, State, Country and Zip Code)

Primary Location of Books and Records 9800 Health Care Lane MN006-W500  
 (Street and Number)

Minnetonka, MN, US 55343 952-979-6149  
 (City or Town, State, Country and Zip Code) (Area Code) (Telephone Number)

Internet Website Address www.uhc.com

Statutory Statement Contact Andrew J. Heitzman 952-931-4352  
 (Name) (Area Code) (Telephone Number)

andrew\_heitzman@uhc.com 952-931-4651  
 (E-mail Address) (FAX Number)

### OFFICERS

Chief Executive Officer and President Thomas Patrick O'Connor Treasurer Peter Marshall Gill  
 Secretary Alexander McCarthy Miskella Chief Financial Officer Jessica Ariette Schrofe

### OTHER

Nyle Brent Cottingham, Vice President Dustin Larry Hinton, President, Commercial Heather Anastasia Lang, Assistant Secretary  
Taryn Sarah Risucci #, Vice President Daniel Brian Ross M.D., Senior Medical Director Meeta Prafulchandra Shah M.D. #, Medical Director

### DIRECTORS OR TRUSTEES

Dustin Larry Hinton Dennis James Mouras Thomas Patrick O'Connor  
Daniel Brian Ross M.D. Jessica Ariette Schrofe

State of Indiana State of \_\_\_\_\_ State of \_\_\_\_\_  
 County of Marion County of \_\_\_\_\_ County of \_\_\_\_\_

The officers of this reporting entity being duly sworn, each depose and say that they are the described officers of said reporting entity, and that on the reporting period stated above, all of the herein described assets were the absolute property of the said reporting entity, free and clear from any liens or claims thereon, except as herein stated, and that this statement, together with related exhibits, schedules and explanations therein contained, annexed or referred to, is a full and true statement of all the assets and liabilities and of the condition and affairs of the said reporting entity as of the reporting period stated above, and of its income and deductions there from for the period ended, and have been completed in accordance with the NAIC Annual Statement Instructions and Accounting Practices and Procedures manual except to the extent that: (1) state law may differ; or, (2) that state rules or regulations require differences in reporting not related to accounting practices and procedures, according to the best of their information, knowledge and belief, respectively. Furthermore, the scope of this attestation by the described officers also includes the related corresponding electronic filing with the NAIC, when required, that is an exact copy (except for formatting differences due to electronic filing) of the enclosed statement. The electronic filing may be requested by various regulators in lieu of or in addition to the enclosed statement.

Thomas Patrick O'Connor  
 Chief Executive Officer, President


Alexander McCarthy Miskella  
 Secretary

Nyle Brent Cottingham  
 Vice President

Subscribed and sworn to before me this  
 1st day of August 2024

Subscribed and sworn to before me this  
 day of \_\_\_\_\_

Subscribed and sworn to before me this  
 day of \_\_\_\_\_



- a. Is this an original filing? Yes [ X ] No [ ]  
 b. If no,  
 1. State the amendment number.....  
 2. Date filed.....  
 3. Number of pages attached.....



**HEALTH QUARTERLY STATEMENT**  
 AS OF JUNE 30, 2024  
 OF THE CONDITION AND AFFAIRS OF THE  
**UnitedHealthcare of Wisconsin, Inc.**

NAIC Group Code 0707 0707 NAIC Company Code 95710 Employer's ID Number 39-1555888  
 (Current) (Prior)

Organized under the Laws of Wisconsin, State of Domicile or Port of Entry WI

Country of Domicile United States of America

Licensed as business type: Health Maintenance Organization

Is HMO Federally Qualified? Yes [ ] No [ X ]

Incorporated/Organized 05/08/1986 Commenced Business 06/06/1986

Statutory Home Office 125 S. 84th St., Suite 400 Milwaukee, WI, US 53214  
 (Street and Number) (City or Town, State, Country and Zip Code)

Main Administrative Office 125 S. 84th St., Suite 400  
 (Street and Number)  
Milwaukee, WI, US 53214 414-443-4000  
 (City or Town, State, Country and Zip Code) (Area Code) (Telephone Number)

Mail Address 9800 Health Care Lane MN006-W500 Minnetonka, MN, US 55343  
 (Street and Number or P.O. Box) (City or Town, State, Country and Zip Code)

Primary Location of Books and Records 9800 Health Care Lane MN006-W500  
 (Street and Number)  
Minnetonka, MN, US 55343 952-979-6149  
 (City or Town, State, Country and Zip Code) (Area Code) (Telephone Number)

Internet Website Address www.uhc.com

Statutory Statement Contact Andrew J Heitzman 952-931-4352  
 (Name) (Area Code) (Telephone Number)  
andrew\_heitzman@uhc.com 952-931-4651  
 (E-mail Address) (FAX Number)

**OFFICERS**

Chief Executive Officer and President Thomas Patrick O'Connor Treasurer Peter Marshall Gill  
 Secretary Alexander McCarthy Miskella Chief Financial Officer Jessica Ariette Schrofe

**OTHER**

Nyle Brent Cottingham, Vice President Dustin Larry Hinton, President, Commercial Heather Anastasia Lang, Assistant Secretary  
Taryn Sarah Risucci #, Vice President Daniel Brian Ross M.D., Senior Medical Director Meeta Pratulchandra Shah M.D. #, Medical Director

**DIRECTORS OR TRUSTEES**

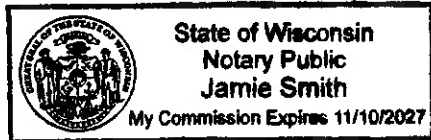
Dustin Larry Hinton Dennis James Mouras Thomas Patrick O'Connor  
Daniel Brian Ross M.D. Jessica Ariette Schrofe

State of \_\_\_\_\_ State of WISCONSIN State of \_\_\_\_\_  
 County of \_\_\_\_\_ County of ISHWAUQUEE County of \_\_\_\_\_

The officers of this reporting entity being duly sworn, each depose and say that they are the described officers of said reporting entity, and that on the reporting period stated above, all of the herein described assets were the absolute property of the said reporting entity, free and clear from any liens or claims thereon, except as herein stated, and that this statement, together with related exhibits, schedules and explanations therein contained, annexed or referred to, is a full and true statement of all the assets and liabilities and of the condition and affairs of the said reporting entity as of the reporting period stated above, and of its income and deductions there from for the period ended, and have been completed in accordance with the NAIC Annual Statement Instructions and Accounting Practices and Procedures manual except to the extent that: (1) state law may differ, or, (2) that state rules or regulations require differences in reporting not related to accounting practices and procedures, according to the best of their information, knowledge and belief, respectively. Furthermore, the scope of this attestation by the described officers also includes the related corresponding electronic filing with the NAIC, when required, that is an exact copy (except for formatting differences due to electronic filing) of the enclosed statement. The electronic filing may be requested by various regulators in lieu of or in addition to the enclosed statement.

Thomas Patrick O'Connor Alexander McCarthy Miskella Nyle Brent Cottingham  
 Chief Executive Officer, President Secretary Vice President

Subscribed and sworn to before me this \_\_\_\_\_ day of \_\_\_\_\_  
 Subscribed and sworn to before me this 16 day of JULY 2024  
 Subscribed and sworn to before me this \_\_\_\_\_ day of \_\_\_\_\_



a. Is this an original filing?..... Yes [ X ] No [ ]  
 b. If no,  
 1. State the amendment number.....  
 2. Date filed.....  
 3. Number of pages attached.....



HEALTH QUARTERLY STATEMENT
AS OF JUNE 30, 2024
OF THE CONDITION AND AFFAIRS OF THE
UnitedHealthcare of Wisconsin, Inc.

NAIC Group Code 0707 (Current) 0707 (Prior) NAIC Company Code 95710 Employer's ID Number 39-1555888

Organized under the Laws of Wisconsin, State of Domicile or Port of Entry WI

Country of Domicile United States of America

Licensed as business type: Health Maintenance Organization

Is HMO Federally Qualified? Yes [ ] No [ X ]

Incorporated/Organized 05/08/1986 Commenced Business 06/06/1986

Statutory Home Office 125 S. 84th St., Suite 400 Milwaukee, WI, US 53214

Main Administrative Office 125 S. 84th St., Suite 400 Milwaukee, WI, US 53214 414-443-4000

Mail Address 9800 Health Care Lane MN006-W500 Minnetonka, MN, US 55343

Primary Location of Books and Records 9800 Health Care Lane MN006-W500 Minnetonka, MN, US 55343 952-979-6149

Internet Website Address www.uhc.com

Statutory Statement Contact Andrew J. Heitzman 952-931-4352 andrew.heitzman@uhc.com 952-931-4651

OFFICERS

Chief Executive Officer and President Thomas Patrick O'Connor Treasurer Peter Marshall Gill Secretary Alexander McCarthy Miskella Chief Financial Officer Jessica Arlette Schrofe

OTHER

Nyle Brent Cottingham, Vice President Dustin Larry Hinton, President, Commercial Heather Anastasia Lang, Assistant Secretary Taryn Sarah Risucci #, Vice President Daniel Brian Ross M.D., Senior Medical Director Meeta Prafulchandra Shah M.D., Medical Director

DIRECTORS OR TRUSTEES

Dustin Larry Hinton Dennis James Mouras Thomas Patrick O'Connor Daniel Brian Ross M.D. Jessica Arlette Schrofe

State of County of State of County of State of Minnesota County of Hennepin

The officers of this reporting entity being duly sworn, each depose and say that they are the described officers of said reporting entity, and that on the reporting period stated above, all of the herein described assets were the absolute property of the said reporting entity, free and clear from any liens or claims thereon, except as herein stated, and that this statement, together with related exhibits, schedules and explanations therein contained, annexed or referred to, is a full and true statement of all the assets and liabilities and of the condition and affairs of the said reporting entity as of the reporting period stated above, and of its income and deductions there from for the period ended, and have been completed in accordance with the NAIC Annual Statement Instructions and Accounting Practices and Procedures manual except to the extent that: (1) state law may differ; or, (2) that state rules or regulations require differences in reporting not related to accounting practices and procedures, according to the best of their information, knowledge and belief, respectively. Furthermore, the scope of this attestation by the described officers also includes the related corresponding electronic filing with the NAIC, when required, that is an exact copy (except for formatting differences due to electronic filing) of the enclosed statement. The electronic filing may be requested by various regulators in lieu of or in addition to the enclosed statement.

Thomas Patrick O'Connor Chief Executive Officer, President Alexander McCarthy Miskella Secretary Nyle Brent Cottingham Vice President

Subscribed and sworn to before me this day of Subscribed and sworn to before me this day of Subscribed and sworn to before me this 23 day of July 2024

- a. Is this an original filing? Yes [ X ] No [ ]
b. If no,
1. State the amendment number
2. Date filed
3. Number of pages attached



STATEMENT AS OF JUNE 30, 2024 OF THE UnitedHealthcare of Wisconsin, Inc.

**ASSETS**

	Current Statement Date			4 December 31 Prior Year Net Admitted Assets
	1 Assets	2 Nonadmitted Assets	3 Net Admitted Assets (Cols. 1 - 2)	
1. Bonds .....	2,695,083,521	0	2,695,083,521	2,466,307,951
2. Stocks:				
2.1 Preferred stocks .....	0	0	0	0
2.2 Common stocks .....	0	0	0	0
3. Mortgage loans on real estate:				
3.1 First liens .....	0	0	0	0
3.2 Other than first liens.....	0	0	0	0
4. Real estate:				
4.1 Properties occupied by the company (less \$ .....0 encumbrances) .....	0	0	0	0
4.2 Properties held for the production of income (less \$ .....0 encumbrances) .....	0	0	0	0
4.3 Properties held for sale (less \$ .....0 encumbrances) .....	0	0	0	0
5. Cash (\$ .....58,678,868 ), cash equivalents (\$ .....489,450,537 ) and short-term investments (\$ .....197,046,982 ) .....	745,176,387	0	745,176,387	896,201,061
6. Contract loans (including \$ .....0 premium notes) .....	0	0	0	0
7. Derivatives .....	0	0	0	0
8. Other invested assets .....	0	0	0	0
9. Receivables for securities .....	1,557,112	0	1,557,112	0
10. Securities lending reinvested collateral assets .....	0	0	0	0
11. Aggregate write-ins for invested assets .....	0	0	0	0
12. Subtotals, cash and invested assets (Lines 1 to 11) .....	3,441,817,020	0	3,441,817,020	3,362,509,012
13. Title plants less \$ .....0 charged off (for Title insurers only) .....	0	0	0	0
14. Investment income due and accrued .....	21,402,519	0	21,402,519	24,280,475
15. Premiums and considerations:				
15.1 Uncollected premiums and agents' balances in the course of collection .....	20,212,771	2,797,505	17,415,266	16,253,603
15.2 Deferred premiums, agents' balances and installments booked but deferred and not yet due (including \$ .....0 earned but unbilled premiums) .....	0	0	0	0
15.3 Accrued retrospective premiums (\$ .....61,492,374 ) and contracts subject to redetermination (\$ .....940,761,467 ) .....	1,002,253,841	0	1,002,253,841	932,142,624
16. Reinsurance:				
16.1 Amounts recoverable from reinsurers .....	0	0	0	0
16.2 Funds held by or deposited with reinsured companies .....	0	0	0	0
16.3 Other amounts receivable under reinsurance contracts .....	0	0	0	0
17. Amounts receivable relating to uninsured plans .....	66,105,553	2,175,667	63,929,886	119,593,609
18.1 Current federal and foreign income tax recoverable and interest thereon ....	0	0	0	0
18.2 Net deferred tax asset .....	45,829,774	0	45,829,774	62,083,685
19. Guaranty funds receivable or on deposit .....	0	0	0	0
20. Electronic data processing equipment and software .....	0	0	0	0
21. Furniture and equipment, including health care delivery assets (\$ .....0 ) .....	0	0	0	0
22. Net adjustment in assets and liabilities due to foreign exchange rates .....	0	0	0	0
23. Receivables from parent, subsidiaries and affiliates .....	101,346,051	101,346,051	0	0
24. Health care (\$ .....2,321,216 ) and other amounts receivable .....	91,446,918	89,125,702	2,321,216	8,853,744
25. Aggregate write-ins for other than invested assets .....	43,634	17,307	26,327	26,389
26. Total assets excluding Separate Accounts, Segregated Accounts and Protected Cell Accounts (Lines 12 to 25) .....	4,790,458,081	195,462,232	4,594,995,849	4,525,743,141
27. From Separate Accounts, Segregated Accounts and Protected Cell Accounts .....	0	0	0	0
28. Total (Lines 26 and 27)	4,790,458,081	195,462,232	4,594,995,849	4,525,743,141
<b>DETAILS OF WRITE-INS</b>				
1101. ....				
1102. ....				
1103. ....				
1198. Summary of remaining write-ins for Line 11 from overflow page .....	0	0	0	0
1199. Totals (Lines 1101 through 1103 plus 1198)(Line 11 above)	0	0	0	0
2501. Premium Tax Recoverable .....	16,327	0	16,327	16,389
2502. Prepaid Expenses .....	12,348	12,348	0	0
2503. Miscellaneous Receivables .....	11,625	1,625	10,000	10,000
2598. Summary of remaining write-ins for Line 25 from overflow page .....	3,334	3,334	0	0
2599. Totals (Lines 2501 through 2503 plus 2598)(Line 25 above)	43,634	17,307	26,327	26,389

**LIABILITIES, CAPITAL AND SURPLUS**

	Current Period			Prior Year
	1 Covered	2 Uncovered	3 Total	4 Total
1. Claims unpaid (less \$ 3,945,687 reinsurance ceded) .....	1,406,129,365	120,077	1,406,249,442	1,394,148,479
2. Accrued medical incentive pool and bonus amounts .....	146,461,094	0	146,461,094	139,122,041
3. Unpaid claims adjustment expenses .....	12,161,622	0	12,161,622	11,982,992
4. Aggregate health policy reserves, including the liability of \$ 134,121,606 for medical loss ratio rebate per the Public Health Service Act .....	146,753,147	0	146,753,147	170,601,649
5. Aggregate life policy reserves .....	0	0	0	0
6. Property/casualty unearned premium reserve .....	0	0	0	0
7. Aggregate health claim reserves .....	2,480,418	628	2,481,046	2,093,914
8. Premiums received in advance .....	9,682,440	0	9,682,440	8,391,002
9. General expenses due or accrued .....	40,895,988	0	40,895,988	56,957,808
10.1 Current federal and foreign income tax payable and interest thereon (including \$ 0 on realized gains (losses)) .....	21,369,621	0	21,369,621	11,632,986
10.2 Net deferred tax liability .....	0	0	0	0
11. Ceded reinsurance premiums payable .....	2,250,285	0	2,250,285	2,125,096
12. Amounts withheld or retained for the account of others.....	1,295,816	0	1,295,816	1,331,289
13. Remittances and items not allocated .....	837,326	0	837,326	732,667
14. Borrowed money (including \$ 0 current) and interest thereon \$ 0 (including \$ 0 current) .....	0	0	0	0
15. Amounts due to parent, subsidiaries and affiliates .....	144,958,130	0	144,958,130	175,214,136
16. Derivatives .....	0	0	0	0
17. Payable for securities .....	4,643,401	0	4,643,401	9,850,775
18. Payable for securities lending .....	0	0	0	0
19. Funds held under reinsurance treaties (with \$ 0 authorized reinsurers, \$ 0 unauthorized reinsurers and \$ 0 certified reinsurers).....	0	0	0	0
20. Reinsurance in unauthorized and certified (\$ 0 ) companies .....	0	0	0	0
21. Net adjustments in assets and liabilities due to foreign exchange rates .....	0	0	0	0
22. Liability for amounts held under uninsured plans .....	286,174,584	0	286,174,584	318,554,539
23. Aggregate write-ins for other liabilities (including \$ 5,430 current) .....	5,430	0	5,430	5,417
24. Total liabilities (Lines 1 to 23) .....	2,226,098,667	120,705	2,226,219,372	2,302,744,790
25. Aggregate write-ins for special surplus funds .....	XXX	XXX	0	0
26. Common capital stock .....	XXX	XXX	1,000,000	1,000,000
27. Preferred capital stock .....	XXX	XXX	0	0
28. Gross paid in and contributed surplus .....	XXX	XXX	100,289,807	100,289,807
29. Surplus notes .....	XXX	XXX	0	0
30. Aggregate write-ins for other than special surplus funds .....	XXX	XXX	0	0
31. Unassigned funds (surplus) .....	XXX	XXX	2,267,486,670	2,121,708,544
32. Less treasury stock, at cost:				
32.1 0 shares common (value included in Line 26 \$ 0 ) .....	XXX	XXX	0	0
32.2 0 shares preferred (value included in Line 27 \$ 0 ) .....	XXX	XXX	0	0
33. Total capital and surplus (Lines 25 to 31 minus Line 32) .....	XXX	XXX	2,368,776,477	2,222,998,351
34. Total liabilities, capital and surplus (Lines 24 and 33)	XXX	XXX	4,594,995,849	4,525,743,141
<b>DETAILS OF WRITE-INS</b>				
2301. Unclaimed Property .....	5,430	0	5,430	5,417
2302. ....				
2303. ....				
2398. Summary of remaining write-ins for Line 23 from overflow page .....	0	0	0	0
2399. Totals (Lines 2301 through 2303 plus 2398)(Line 23 above)	5,430	0	5,430	5,417
2501. ....	XXX	XXX		
2502. ....	XXX	XXX		
2503. ....	XXX	XXX		
2598. Summary of remaining write-ins for Line 25 from overflow page .....	XXX	XXX	0	0
2599. Totals (Lines 2501 through 2503 plus 2598)(Line 25 above)	XXX	XXX	0	0
3001. ....	XXX	XXX		
3002. ....	XXX	XXX		
3003. ....	XXX	XXX		
3098. Summary of remaining write-ins for Line 30 from overflow page .....	XXX	XXX	0	0
3099. Totals (Lines 3001 through 3003 plus 3098)(Line 30 above)	XXX	XXX	0	0

**STATEMENT OF REVENUE AND EXPENSES**

	Current Year To Date		Prior Year To Date	Prior Year Ended December 31
	1 Uncovered	2 Total	3 Total	4 Total
1. Member Months	XXX	6,763,374	6,539,110	13,328,872
2. Net premium income ( including \$ 0 non-health premium income)	XXX	9,578,375,461	8,800,057,415	17,933,491,408
3. Change in unearned premium reserves and reserve for rate credits	XXX	92,105,028	21,306,246	(22,575,446)
4. Fee-for-service (net of \$ 0 medical expenses)	XXX	0	0	0
5. Risk revenue	XXX	0	0	0
6. Aggregate write-ins for other health care related revenues	XXX	0	0	0
7. Aggregate write-ins for other non-health revenues	XXX	0	0	0
8. Total revenues (Lines 2 to 7)	XXX	9,670,480,489	8,821,363,661	17,910,915,962
<b>Hospital and Medical:</b>				
9. Hospital/medical benefits	517,751	7,068,524,967	6,534,001,592	13,423,261,635
10. Other professional services	701	168,702,799	152,101,761	305,908,787
11. Outside referrals	0	0	0	0
12. Emergency room and out-of-area	0	0	0	0
13. Prescription drugs	86,939	796,421,616	565,808,871	847,813,350
14. Aggregate write-ins for other hospital and medical	0	0	0	0
15. Incentive pool, withhold adjustments and bonus amounts	0	87,705,592	111,838,374	217,909,034
16. Subtotal (Lines 9 to 15)	605,391	8,121,354,974	7,363,750,598	14,794,892,806
<b>Less:</b>				
17. Net reinsurance recoveries	0	3,945,687	0	0
18. Total hospital and medical (Lines 16 minus 17)	605,391	8,117,409,287	7,363,750,598	14,794,892,806
19. Non-health claims (net)	0	0	0	0
20. Claims adjustment expenses, including \$ 181,985,453 cost containment expenses	0	248,558,865	260,459,502	485,835,170
21. General administrative expenses	0	591,183,182	585,477,224	1,213,481,811
22. Increase in reserves for life and accident and health contracts (including \$ 0 increase in reserves for life only)	0	0	0	0
23. Total underwriting deductions (Lines 18 through 22)	605,391	8,957,151,334	8,209,687,324	16,494,209,787
24. Net underwriting gain or (loss) (Lines 8 minus 23)	XXX	713,329,155	611,676,337	1,416,706,175
25. Net investment income earned	0	86,744,310	66,873,533	158,166,781
26. Net realized capital gains (losses) less capital gains tax of \$ 522,386	0	1,965,076	(739,856)	1,227,250
27. Net investment gains (losses) (Lines 25 plus 26)	0	88,709,386	66,133,677	159,394,031
28. Net gain or (loss) from agents' or premium balances charged off [(amount recovered \$ 456,503 ) (amount charged off \$ (1,768,015) )]	0	(1,311,512)	(1,339,718)	(2,775,584)
29. Aggregate write-ins for other income or expenses	0	(18,072)	0	386
30. Net income or (loss) after capital gains tax and before all other federal income taxes (Lines 24 plus 27 plus 28 plus 29)	XXX	800,708,957	676,470,296	1,573,325,008
31. Federal and foreign income taxes incurred	XXX	167,115,248	142,336,097	330,086,612
32. Net income (loss) (Lines 30 minus 31)	XXX	633,593,709	534,134,199	1,243,238,396
<b>DETAILS OF WRITE-INS</b>				
0601.	XXX			
0602.	XXX			
0603.	XXX			
0698. Summary of remaining write-ins for Line 6 from overflow page	XXX	0	0	0
0699. Totals (Lines 0601 through 0603 plus 0698)(Line 6 above)	XXX	0	0	0
0701.	XXX			
0702.	XXX			
0703.	XXX			
0798. Summary of remaining write-ins for Line 7 from overflow page	XXX	0	0	0
0799. Totals (Lines 0701 through 0703 plus 0798)(Line 7 above)	XXX	0	0	0
1401.				
1402.				
1403.				
1498. Summary of remaining write-ins for Line 14 from overflow page	0	0	0	0
1499. Totals (Lines 1401 through 1403 plus 1498)(Line 14 above)	0	0	0	0
2901. Fines and Penalties	0	(18,163)	0	0
2902. Miscellaneous Proceeds	0	91	0	386
2903.				
2998. Summary of remaining write-ins for Line 29 from overflow page	0	0	0	0
2999. Totals (Lines 2901 through 2903 plus 2998)(Line 29 above)	0	(18,072)	0	386

**STATEMENT OF REVENUE AND EXPENSES (Continued)**

	1 Current Year to Date	2 Prior Year to Date	3 Prior Year Ended December 31
<b>CAPITAL AND SURPLUS ACCOUNT</b>			
33. Capital and surplus prior reporting year.....	2,222,998,351	1,569,874,124	1,569,874,124
34. Net income or (loss) from Line 32 .....	633,593,709	534,134,199	1,243,238,396
35. Change in valuation basis of aggregate policy and claim reserves .....	0	0	0
36. Change in net unrealized capital gains (losses) less capital gains tax of \$ .....205,477	772,985	2,118,354	4,411,022
37. Change in net unrealized foreign exchange capital gain or (loss) .....	0	0	0
38. Change in net deferred income tax .....	(16,048,434)	6,045,927	41,347,909
39. Change in nonadmitted assets .....	77,459,866	(25,476,086)	(185,873,100)
40. Change in unauthorized and certified reinsurance .....	0	0	0
41. Change in treasury stock .....	0	0	0
42. Change in surplus notes .....	0	0	0
43. Cumulative effect of changes in accounting principles.....	0	0	0
44. Capital Changes:			
44.1 Paid in .....	0	0	0
44.2 Transferred from surplus (Stock Dividend).....	0	0	0
44.3 Transferred to surplus.....	0	0	0
45. Surplus adjustments:			
45.1 Paid in .....	0	0	0
45.2 Transferred to capital (Stock Dividend) .....	0	0	0
45.3 Transferred from capital .....	0	0	0
46. Dividends to stockholders .....	(550,000,000)	(300,000,000)	(450,000,000)
47. Aggregate write-ins for gains or (losses) in surplus .....	0	0	0
48. Net change in capital & surplus (Lines 34 to 47) .....	145,778,126	216,822,394	653,124,227
49. Capital and surplus end of reporting period (Line 33 plus 48)	2,368,776,477	1,786,696,518	2,222,998,351
<b>DETAILS OF WRITE-INS</b>			
4701. ....	0	0	0
4702. ....			
4703. ....			
4798. Summary of remaining write-ins for Line 47 from overflow page .....	0	0	0
4799. Totals (Lines 4701 through 4703 plus 4798)(Line 47 above)	0	0	0

STATEMENT AS OF JUNE 30, 2024 OF THE UnitedHealthcare of Wisconsin, Inc.

**CASH FLOW**

	1 Current Year To Date	2 Prior Year To Date	3 Prior Year Ended December 31
<b>Cash from Operations</b>			
1. Premiums collected net of reinsurance .....	9,576,363,331	10,170,292,694	17,585,978,251
2. Net investment income .....	90,774,688	66,820,081	158,662,437
3. Miscellaneous income .....	0	0	0
4. Total (Lines 1 to 3) .....	9,667,138,019	10,237,112,775	17,744,640,688
5. Benefit and loss related payments .....	8,150,910,321	7,093,179,986	14,526,232,909
6. Net transfers to Separate Accounts, Segregated Accounts and Protected Cell Accounts .....	0	0	0
7. Commissions, expenses paid and aggregate write-ins for deductions .....	835,358,854	435,738,111	1,723,683,813
8. Dividends paid to policyholders .....	0	0	0
9. Federal and foreign income taxes paid (recovered) net of \$ .....0 tax on capital gains (losses) .....	157,901,000	101,711,000	280,789,207
10. Total (Lines 5 through 9) .....	9,144,170,175	7,630,629,097	16,530,705,929
11. Net cash from operations (Line 4 minus Line 10) .....	522,967,844	2,606,483,678	1,213,934,759
<b>Cash from Investments</b>			
12. Proceeds from investments sold, matured or repaid:			
12.1 Bonds .....	401,274,782	260,047,353	483,791,865
12.2 Stocks .....	0	0	0
12.3 Mortgage loans .....	0	0	0
12.4 Real estate .....	0	0	0
12.5 Other invested assets .....	0	0	0
12.6 Net gains or (losses) on cash, cash equivalents and short-term investments .....	41,605	(7,216)	(7,152)
12.7 Miscellaneous proceeds .....	0	0	6,223,043
12.8 Total investment proceeds (Lines 12.1 to 12.7) .....	401,316,387	260,040,137	490,007,756
13. Cost of investments acquired (long-term only):			
13.1 Bonds .....	628,149,856	455,841,716	950,943,035
13.2 Stocks .....	0	0	0
13.3 Mortgage loans .....	0	0	0
13.4 Real estate .....	0	0	0
13.5 Other invested assets .....	0	0	0
13.6 Miscellaneous applications .....	6,764,486	22,600,320	0
13.7 Total investments acquired (Lines 13.1 to 13.6) .....	634,914,342	478,442,036	950,943,035
14. Net increase (or decrease) in contract loans and premium notes .....	0	0	0
15. Net cash from investments (Line 12.8 minus Line 13.7 and Line 14) .....	(233,597,955)	(218,401,899)	(460,935,279)
<b>Cash from Financing and Miscellaneous Sources</b>			
16. Cash provided (applied):			
16.1 Surplus notes, capital notes .....	0	0	0
16.2 Capital and paid in surplus, less treasury stock .....	0	0	0
16.3 Borrowed funds .....	0	0	0
16.4 Net deposits on deposit-type contracts and other insurance liabilities .....	0	0	0
16.5 Dividends to stockholders .....	550,000,000	300,000,000	450,000,000
16.6 Other cash provided (applied) .....	109,605,437	63,529,820	(106,013,860)
17. Net cash from financing and miscellaneous sources (Line 16.1 through Line 16.4 minus Line 16.5 plus Line 16.6) .....	(440,394,563)	(236,470,180)	(556,013,860)
<b>RECONCILIATION OF CASH, CASH EQUIVALENTS AND SHORT-TERM INVESTMENTS</b>			
18. Net change in cash, cash equivalents and short-term investments (Line 11, plus Lines 15 and 17) .....	(151,024,674)	2,151,611,599	196,985,620
19. Cash, cash equivalents and short-term investments:			
19.1 Beginning of year .....	896,201,061	699,215,441	699,215,441
19.2 End of period (Line 18 plus Line 19.1) .....	745,176,387	2,850,827,040	896,201,061

Note: Supplemental disclosures of cash flow information for non-cash transactions:

--	--	--	--



STATEMENT AS OF JUNE 30, 2024 OF THE UnitedHealthcare of Wisconsin, Inc.

**EXHIBIT OF PREMIUMS, ENROLLMENT AND UTILIZATION**

	1 Total	Comprehensive (Hospital & Medical)		4 Medicare Supplement	5 Vision Only	6 Dental Only	7 Federal Employees Health Benefits Plan	8 Title XVIII Medicare	9 Title XIX Medicaid	10 Credit A&H	11 Disability Income	12 Long-Term Care	13 Other Health	14 Other Non-Health
		2 Individual	3 Group											
<b>Total Members at end of:</b>														
1. Prior Year .....	1,139,866	0	36,715	0	0	0	0	1,103,151	0	0	0	0	0	0
2. First Quarter .....	1,131,660	16,765	34,237	0	0	0	0	1,080,658	0	0	0	0	0	0
3. Second Quarter .....	1,122,375	20,792	33,910	0	0	0	0	1,067,673	0	0	0	0	0	0
4. Third Quarter .....	0	0	0	0	0	0	0	0	0	0	0	0	0	0
5. Current Year	0	0	0	0	0	0	0	0	0	0	0	0	0	0
6. Current Year Member Months	6,763,374	104,510	204,908	0	0	0	0	6,454,012	(56)	0	0	0	0	0
<b>Total Member Ambulatory Encounters for Period:</b>														
7. Physician .....	10,344,155	52,703	165,263	0	0	0	0	10,126,189	0	0	0	0	0	0
8. Non-Physician .....	4,809,839	18,419	16,803	0	0	0	0	4,774,617	0	0	0	0	0	0
9. Total	15,153,994	71,122	182,066	0	0	0	0	14,900,806	0	0	0	0	0	0
10. Hospital Patient Days Incurred	507,345	966	2,295	0	0	0	0	504,084	0	0	0	0	0	0
11. Number of Inpatient Admissions	91,788	198	650	0	0	0	0	90,940	0	0	0	0	0	0
12. Health Premiums Written (a) .....	9,591,657,629	48,750,946	143,463,514	0	0	0	0	9,411,879,125	(12,435,956)	0	0	0	0	0
13. Life Premiums Direct .....	0	0	0	0	0	0	0	0	0	0	0	0	0	0
14. Property/Casualty Premiums Written .....	0	0	0	0	0	0	0	0	0	0	0	0	0	0
15. Health Premiums Earned.....	9,683,762,657	48,750,946	142,430,437	0	0	0	0	9,492,759,622	(178,348)	0	0	0	0	0
16. Property/Casualty Premiums Earned	0	0	0	0	0	0	0	0	0	0	0	0	0	0
17. Amount Paid for Provision of Health Care Services.....	8,150,900,319	35,035,917	117,463,619	0	0	0	0	7,998,634,413	(233,630)	0	0	0	0	0
18. Amount Incurred for Provision of Health Care Services	8,121,354,972	46,301,894	104,091,659	0	0	0	0	7,971,162,943	(201,524)	0	0	0	0	0

(a) For health premiums written: amount of Medicare Title XVIII exempt from state taxes or fees \$ .....9,411,879,125

## CLAIMS UNPAID AND INCENTIVE POOL, WITHHOLD AND BONUS (Reported and Unreported)

**Aging Analysis of Unpaid Claims**

1 Account	2 1 - 30 Days	3 31 - 60 Days	4 61 - 90 Days	5 91 - 120 Days	6 Over 120 Days	7 Total
<b>Claims Unpaid (Reported)</b>						
.....						
.....						
.....						
.....						
.....						
.....						
.....						
.....						
.....						
.....						
.....						
.....						
.....						
.....						
.....						
.....						
.....						
.....						
0299999 Aggregate accounts not individually listed-uncovered	13,438	0	30	6	40	13,514
0399999 Aggregate accounts not individually listed-covered	753,847,659	31,139,169	13,154,148	7,158,295	13,938,248	819,237,519
0499999 Subtotals	753,861,097	31,139,169	13,154,178	7,158,301	13,938,288	819,251,033
0599999 Unreported claims and other claim reserves						591,191,780
0699999 Total amounts withheld						(247,684)
0799999 Total claims unpaid						1,410,195,129
0899999 Accrued medical incentive pool and bonus amounts						146,461,094

∞

## UNDERWRITING AND INVESTMENT EXHIBIT

### ANALYSIS OF CLAIMS UNPAID - PRIOR YEAR - NET OF REINSURANCE

Line of Business	Claims Paid Year to Date		Liability End of Current Quarter		5 Claims Incurred in Prior Years (Columns 1 + 3)	6 Estimated Claim Reserve and Claim Liability December 31 of Prior Year
	1 On Claims Incurred Prior to January 1 of Current Year	2 On Claims Incurred During the Year	3 On Claims Unpaid Dec. 31 of Prior Year	4 On Claims Incurred During the Year		
1. Comprehensive (hospital and medical) individual .....	354,720	34,681,195	137,626	7,687,142	492,346	106,692
2. Comprehensive (hospital and medical) group .....	26,976,455	90,320,052	1,859,869	16,318,390	28,836,324	31,766,125
3. Medicare Supplement .....	0	0	0	0	0	0
4. Vision only .....	0	0	0	0	0	0
5. Dental only .....	0	0	0	0	0	0
6. Federal Employees Health Benefits Plan .....	0	0	0	0	0	0
7. Title XVIII - Medicare .....	1,251,918,616	6,666,459,215	59,575,848	1,323,045,800	1,311,494,464	1,364,205,211
8. Title XIX - Medicaid .....	(166,474)	0	105,814	0	(60,660)	164,363
9. Credit A&H .....	0	0	0	0	0	0
10. Disability Income .....	0	0	0	0	0	0
11. Long-term care .....	0	0	0	0	0	0
12. Other health .....	0	0	0	0	0	0
13. Health subtotal (Lines 1 to 12) .....	1,279,083,317	6,791,460,462	61,679,157	1,347,051,332	1,340,762,474	1,396,242,391
14. Health care receivables (a) .....	31,689,931	59,451,647	0	163,528	31,689,931	37,976,924
15. Other non-health .....	0	0	0	0	0	0
16. Medical incentive pools and bonus amounts .....	71,192,367	9,174,172	63,936,592	82,524,502	135,128,959	139,122,040
17. Totals (Lines 13 - 14 + 15 + 16)	1,318,585,753	6,741,182,987	125,615,749	1,429,412,306	1,444,201,502	1,497,387,507

(a) Excludes \$ 141,812 loans or advances to providers not yet expensed.

## NOTES TO FINANCIAL STATEMENTS

### 1. SUMMARY OF SIGNIFICANT ACCOUNTING POLICIES AND GOING CONCERN

#### Organization and Operation

UnitedHealthcare of Wisconsin, Inc. (the "Company") is a wholly owned subsidiary of UnitedHealthcare, Inc. with UnitedHealth Group Incorporated as its ultimate parent. The Company is licensed as a health maintenance organization in Wisconsin by the Office of the Commissioner of Insurance of the State of Wisconsin and is also licensed in 21 additional states. The Company offers comprehensive commercial products and Medicare plans. Effective January 1, 2024, the Company began offering individual exchange products.

#### A. Accounting Practices

The statutory basis financial statements (herein referred to as "financial statements") of the Company are presented on the basis of accounting practices prescribed or permitted by the Office of the Commissioner of Insurance of the State of Wisconsin.

The Office of the Commissioner of Insurance of the State of Wisconsin recognizes only statutory accounting practices prescribed or permitted by the state of Wisconsin for determining and reporting the financial condition and results of operations of a health maintenance organization, for determining its solvency under Wisconsin Insurance Law. The state of Wisconsin prescribes the use of the National Association of Insurance Commissioners' ("NAIC") Accounting Practices and Procedures manual ("NAIC SAP") in effect for the accounting periods covered in the financial statements.

The Office of the Commissioner of Insurance of the State of Wisconsin has approved certain permitted accounting practices that differ from those found in the NAIC SAP. A reconciliation of the Company's net income (loss) and capital and surplus between the NAIC SAP and practices prescribed or permitted by the Office of the Commissioner of Insurance of the State of Wisconsin as of June 30, 2024 and December 31, 2023, is shown below:

	SSAP #	F/S Page #	F/S Line #	June 30, 2024	December 31, 2023
<b>Net Income (Loss)</b>					
(1) Company state basis (Page 4, Line 32, Columns 2 & 4)	XXX	XXX	XXX	\$ 633,593,709	\$ 1,243,238,396
(2) State prescribed practices that are an increase/(decrease) from NAIC SAP: Not Applicable				—	—
(3) State permitted practices that are an increase/(decrease) from NAIC SAP: Not Applicable				—	—
(4) NAIC SAP (1 - 2 - 3 = 4)	XXX	XXX	XXX	\$ 633,593,709	\$ 1,243,238,396
<b>Capital and Surplus</b>					
(5) Company state basis (Page 3, Line 33, Columns 3 & 4)	XXX	XXX	XXX	\$ 2,368,776,477	\$ 2,222,998,351
(6) State prescribed practices that are an increase/(decrease) from NAIC SAP: Wisconsin Statute 9.10 amounts due from affiliate	25, 84	2	16.1, 23, 24	(159,292,555)	(241,245,206)
(7) State permitted practices that are an increase/(decrease) from NAIC SAP: Not Applicable				—	—
(8) NAIC SAP (5 - 6 - 7 = 8)	XXX	XXX	XXX	\$ 2,528,069,032	\$ 2,464,243,557

The Office of the Commissioner of Insurance of the State of Wisconsin adopted certain prescribed accounting practices that differ from those found in the NAIC SAP. Specifically, receivables from parent, subsidiaries and affiliates of \$159,292,555 and \$241,245,206 at June 30, 2024 and December 31, 2023, respectively are required to be nonadmitted. Capital and surplus on the Company state basis in the table above is reduced as a result of the gross nonadmitted receivable from parent, subsidiaries, and affiliates, which excludes any potential net deferred tax asset impact. There was no impact to net income and no regulatory risk-based capital event was triggered from the Company applying the Wisconsin statute.

#### B. Use of Estimates in the Preparation of the Financial Statements

No significant change.

#### C. Accounting Policy

- (1) No significant change.
- (2) The Company does not have any mandatory convertible securities or Securities Valuation Office of the NAIC identified funds (i.e.: exchange traded funds or bond mutual funds) in its bond portfolio.
- (3-5) No significant change.

- (6) U.S. government and agency securities and corporate debt securities include loan-backed securities (mortgage-backed securities and asset-backed securities), which are valued using the retrospective adjustment methodology. Prepayment assumptions for the determination of the book/adjusted carrying value, commonly referred to as amortized cost, of loan-backed securities are based on a three-month constant prepayment rate history obtained from external data source vendors. The Company's investment policy limits investments in nonagency residential mortgage-backed securities, including home equity and sub-prime mortgages, to 10% of total cash and invested assets. Total combined investments in mortgage-backed securities and asset-backed securities cannot exceed more than 30% of total cash and invested assets.

(7-13) No significant change.

#### D. Going Concern

The Company has the ability and will continue to operate for a period of time sufficient to carry out its commitments, obligations, and business objectives.

## 2. ACCOUNTING CHANGES AND CORRECTIONS OF ERRORS

No significant change.

## 3. BUSINESS COMBINATIONS AND GOODWILL

A-E. No significant change.

## 4. DISCONTINUED OPERATIONS

### A. Discontinued Operation Disposed of or Classified as Held for Sale

(1-4) No significant change.

B. Change in Plan of Sale of Discontinued Operations — Not applicable.

C. Nature of any Significant Continuing Involvement with Discontinued Operations after Disposal — Not applicable.

D. Equity Interest Retained in the Discontinued Operation after Disposal — Not applicable.

## 5. INVESTMENTS

A. Mortgage Loans, including Mezzanine Real Estate Loans — Not applicable.

B. Debt Restructuring — Not applicable.

C. Reverse Mortgages — Not applicable.

### D. Loan-Backed Securities

- (1) U.S. government and agency securities and corporate debt securities include loan-backed securities (mortgage-backed securities and asset-backed securities), which are valued using the retrospective adjustment methodology. Prepayment assumptions for the determination of the book/adjusted carrying value, commonly referred to as amortized cost, of loan-backed securities are based on a three-month constant prepayment rate history obtained from external data source vendors.
- (2) The Company did not recognize any other-than-temporary impairments ("OTTIs") on loan-backed securities as of June 30, 2024.
- (3) The Company did not have any loan-backed securities with OTTIs to report by CUSIP as of June 30, 2024.
- (4) The following table illustrates the fair value, gross unrecognized unrealized losses, and length of time that the loan-backed securities have been in a continuous unrecognized unrealized loss position as of June 30, 2024 and December 31, 2023:

	<b>June 30, 2024</b>
The aggregate amount of unrealized losses:	
1. Less than 12 months	\$ 3,084,211
2. 12 months or longer	57,547,454
The aggregate related fair value of securities with unrealized losses:	
1. Less than 12 months	296,616,461
2. 12 months or longer	469,422,159
	<b>December 31, 2023</b>
The aggregate amount of unrealized losses:	
1. Less than 12 months	\$ 836,390
2. 12 months or longer	50,010,225
The aggregate related fair value of securities with unrealized losses:	
1. Less than 12 months	121,606,799
2. 12 months or longer	428,244,095

- (5) The Company believes that it will continue to collect timely the principal and interest due on its loan-backed securities that have an amortized cost in excess of fair value. The unrealized losses were primarily caused by interest rate changes and not by unfavorable changes in the credit quality associated with these securities that impacted the assessment on collectability of principal and interest. At each reporting period, the Company evaluates available-for-sale debt securities for any credit-related impairment when the fair value of the investment is less than its amortized cost. The Company evaluated the expected cash flows, the underlying credit quality and credit ratings of the issuers, noting no significant credit deterioration since purchase. As of June 30, 2024, the unrealized loss on any security that the Company classified as available for sale was not material to the Company's investment portfolio. Any other securities in an unrealized loss position as of June 30, 2024, the Company considers to be temporary.

- E. Dollar Repurchase Agreements and/or Securities Lending Transactions** — Not applicable.
- F. Repurchase Agreements Transactions Accounted for as Secured Borrowing** — Not applicable.
- G. Reverse Repurchase Agreements Transactions Accounted for as Secured Borrowing** — Not applicable.
- H. Repurchase Agreements Transactions Accounted for as a Sale** — Not applicable.
- I. Reverse Repurchase Agreements Transactions Accounted for as a Sale** — Not applicable.
- J. Real Estate** — Not applicable.
- K. Low-Income Housing Tax Credits** — Not applicable.
- L. Restricted Assets** — No significant change.
- M. Working Capital Finance Investments** — Not applicable.
- N. Offsetting and Netting of Assets and Liabilities**

The Company does not have any offsetting or netting of assets and liabilities as it relates to derivatives, repurchase and reverse repurchase agreements, and securities borrowing and securities lending activities.

**O. 5GI Securities**

The Company does not have any investments with an NAIC designation of 5GI as of June 30, 2024 and December 31, 2023.

- P. Short Sales** — Not applicable.
- Q. Prepayment Penalty and Acceleration Fees** — No significant change.
- R. Reporting Entity's Share of Cash Pool by Asset Type**

The Company's investment in the qualified cash pool is reported in cash equivalents. The Company's investment in the qualified cash pool is \$979,210 and \$952,775 as of June 30, 2024 and December 31, 2023, respectively. The following table presents the percent share distribution by underlying asset type of the total qualified cash pool balance as of June 30, 2024:

Asset Type	Percent Share
(1) Cash	10%
(2) Cash Equivalents	31%
(3) Short-Term Investments	59%
(4) Total	100%

**6. JOINT VENTURES, PARTNERSHIPS, AND LIMITED LIABILITY COMPANIES**

**A-B.** No significant change.

**7. INVESTMENT INCOME**

**A-E.** No significant change.

**8. DERIVATIVE INSTRUMENTS**

**A-B.** Not applicable.

**9. INCOME TAXES**

On August 16, 2022, the U.S. government enacted the Inflation Reduction Act. Included in the Inflation Reduction Act was a new corporate alternative minimum tax ("CAMT"). The CAMT is calculated as 15% of adjusted financial statement income and applies only to corporations with average annual adjusted financial statement income in excess of \$1 billion for three prior taxable years. The applicability of the CAMT is determined on a tax-controlled group basis.

The Company is included in the consolidated federal income tax return with its ultimate parent, UnitedHealth Group Incorporated which constitutes a controlled group. The controlled group's expected federal income tax will exceed the CAMT and therefore the Company does not expect to be subject to the minimum tax.

The controlled group has not made any material modifications to the methodology used to project the CAMT.

**A-I.** No significant change.

**10. INFORMATION CONCERNING PARENT, SUBSIDIARIES, AND AFFILIATES**

**A-O. Material Related Party Transactions**

As of June 30, 2024, the Company paid dividends of \$550,000,000 to its parent (see Note 13).

**11. DEBT**

**A-B.** The Company had no outstanding debt with third-parties or outstanding Federal Home Loan Bank agreements during 2024 and 2023.

**12. RETIREMENT PLANS, DEFERRED COMPENSATION, POSTEMPLOYMENT BENEFITS AND COMPENSATED ABSENCES, AND OTHER POSTRETIREMENT BENEFIT PLANS**

**A-I.** The Company has no defined benefit plans, defined contribution plans, multiemployer plans, consolidated/holding company plans, postemployment benefits, and compensated absences plans and is not impacted by the Medicare Modernization Act on postretirement benefits, since all personnel are employees of United HealthCare Services, Inc., which provides services to the Company under the terms of a management agreement.

**13. CAPITAL AND SURPLUS, DIVIDEND RESTRICTIONS, AND QUASI-REORGANIZATIONS**

**A-C.** No significant change.

**D.** The Company paid extraordinary cash dividends of \$300,000,000 and \$250,000,000 on June 25, 2024 and March 5, 2024, respectively to UnitedHealthcare, Inc. which were not disapproved by the Office of the Commissioner of Insurance of the State of Wisconsin and recorded as a reduction to unassigned surplus in the financial statements.

The Company paid extraordinary cash dividends of \$150,000,000, \$150,000,000 and \$150,000,000 on March 20, 2023, June 23, 2023, and September 18, 2023, respectively to UnitedHealthcare, Inc. which were not disapproved by the Office of the Commissioner of Insurance of the State of Wisconsin and recorded as a reduction to unassigned surplus in the financial statements.

**E-M.** No significant change.

**14. LIABILITIES, CONTINGENCIES AND ASSESSMENTS**

**A-F.** No significant change.

**15. LEASES**

**A-B.** No significant change.

**16. INFORMATION ABOUT FINANCIAL INSTRUMENTS WITH OFF-BALANCE-SHEET RISK AND FINANCIAL INSTRUMENTS WITH CONCENTRATIONS OF CREDIT RISK**

**(1-4)** No significant change.

**17. SALE, TRANSFER, AND SERVICING OF FINANCIAL ASSETS AND EXTINGUISHMENTS OF LIABILITIES**

**A-C.** The Company did not participate in any transfers of receivables, financial assets, or wash sales.

**18. GAIN OR LOSS TO THE REPORTING ENTITY FROM UNINSURED PLANS AND THE UNINSURED PORTION OF PARTIALLY INSURED PLANS**

**A-B.** No significant change.

**C. Medicare or Other Similarly Structured Cost Based Reimbursement Contract**

The Medicare Part D program is a partially insured plan. The Company recorded a payable of \$172,625,656 and \$187,836,328 as of June 30, 2024 and December 31, 2023, respectively, for cost reimbursement under the Medicare Part D program for the catastrophic reinsurance and low-income member cost-sharing subsidies. The Company also recorded a receivable of \$48,990,598 and \$106,054,632 and also a payable of \$113,548,928 and \$130,718,211 as of June 30, 2024 and December 31, 2023, respectively, for the Medicare Part D coverage gap discount program. The receivables and payables are recorded in amounts receivable relating to uninsured plans and liability for amounts held under uninsured plans, respectively in the financial statements.

The Inflation Reduction Act was signed into law in 2022 and created a one-year subsidy for 2023 labeled as the Inflation Reduction Act Subsidy Amounts ("IRASA"). The Company recorded a receivable of \$14,939,288 as of June 30, 2024 for the temporary retrospective subsidy be paid to Part D plans for the reduction in cost sharing and elimination of the deductible for ACIP-recommended vaccines and covered insulin products during the 2023 plan year related to IRASA. The IRASA is only available for 2023.

**19. DIRECT PREMIUM WRITTEN/PRODUCED BY MANAGING GENERAL AGENTS/THIRD-PARTY ADMINISTRATORS**

No significant change.

**20. FAIR VALUE MEASUREMENTS**

The NAIC SAP defines fair value, establishes a framework for measuring fair value, and outlines the disclosure requirements related to fair value measurements. The fair value hierarchy is as follows:

Level 1 — Quoted (unadjusted) prices for identical assets in active markets.

Level 2 — Other observable inputs, either directly or indirectly, including:

- Quoted prices for similar assets in active markets;
- Quoted prices for identical or similar assets in nonactive markets (few transactions, limited information, noncurrent prices, high variability over time, etc.);
- Inputs other than quoted prices that are observable for the asset (interest rates, yield curves, volatilities, default rates, etc.);
- Inputs that are derived principally from or corroborated by other observable market data.

Level 3 — Unobservable inputs that cannot be corroborated by observable market data.

The estimated fair values of bonds, cash equivalents, and short-term investments (collectively "investment holdings") are based on quoted market prices, where available. The Company obtains one price for each security primarily from a third-party pricing service ("pricing service"), which generally uses quoted prices or other observable inputs for the determination of fair value. The pricing service normally derives the security prices through recently reported trades for identical or similar securities, making adjustments through the reporting date based upon available observable market information. For securities not actively traded, the pricing service may use quoted market prices of comparable instruments or discounted cash flow analyses, incorporating inputs that are currently observable in the markets for similar securities. Inputs that are often used in the valuation methodologies include, but are not limited to, non-binding broker quotes, benchmark yields, credit spreads, default rates and prepayment speeds. As the Company is responsible for the determination of fair value, it performs quarterly analyses on the prices received from the pricing service to determine whether the prices are reasonable estimates of fair value. Specifically, the Company compares the prices received from the pricing service to a secondary pricing source; prices reported by its custodian, its investment consultant and third-party investment advisors. Additionally, the Company compares changes in the reported market values and returns to relevant market indices to test the reasonableness of the reported prices. The Company's internal price verification procedures and review of fair value methodology documentation provided by independent pricing services have not historically resulted in an adjustment in the prices obtained from the pricing service.

In instances in which the inputs used to measure fair value fall into different levels of the fair value hierarchy, the fair value measurement has been determined based on the lowest-level input that is significant to the fair value measurement in its entirety. The Company's assessment of the significance of a particular item to the fair value measurement in its entirety requires judgment, including the consideration of inputs specific to the asset or liability.



**A. Fair Value****(1) Fair Value Measurements at Reporting Date**

The following tables present information about the Company's financial assets that are measured and reported at fair value at June 30, 2024 and December 31, 2023, in the financial statements according to the valuation techniques the Company used to determine their fair values:

Description for Each Class of Asset or Liability	June 30, 2024			Net Asset Value (NAV)	Total
	(Level 1)	(Level 2)	(Level 3)		
a. Assets at fair value:					
Perpetual preferred stock:					
Industrial and misc	\$ —	\$ —	\$ —	\$ —	\$ —
Parent, subsidiaries, and affiliates	—	—	—	—	—
Total perpetual preferred stocks	—	—	—	—	—
Bonds:					
U.S. governments	—	—	—	—	—
Industrial and misc	—	55,095,274	—	—	55,095,274
Hybrid securities	—	—	—	—	—
Parent, subsidiaries, and affiliates	—	—	—	—	—
Total bonds	—	55,095,274	—	—	55,095,274
Common stock:					
Industrial and misc	—	—	—	—	—
Parent, subsidiaries, and affiliates	—	—	—	—	—
Total common stock	—	—	—	—	—
Derivative assets:					
Interest rate contracts	—	—	—	—	—
Foreign exchange contracts	—	—	—	—	—
Credit contracts	—	—	—	—	—
Commodity futures contracts	—	—	—	—	—
Commodity forward contracts	—	—	—	—	—
Total derivatives	—	—	—	—	—
Money-market funds	116,308,683	—	—	—	116,308,683
Qualified cash pool	979,210	—	—	—	979,210
Separate account assets	—	—	—	—	—
Total assets at fair value/NAV	<u>\$ 117,287,893</u>	<u>\$ 55,095,274</u>	<u>\$ —</u>	<u>\$ —</u>	<u>\$ 172,383,167</u>
b. Liabilities at fair value:					
Derivative liabilities	\$ —	\$ —	\$ —	\$ —	\$ —
Total liabilities at fair value	<u>\$ —</u>	<u>\$ —</u>	<u>\$ —</u>	<u>\$ —</u>	<u>\$ —</u>

STATEMENT AS OF JUNE 30, 2024 OF THE UnitedHealthcare of Wisconsin, Inc.

Description for Each Class of Asset or Liability	December 31, 2023			Net Asset Value (NAV)	Total
	(Level 1)	(Level 2)	(Level 3)		
a. Assets at fair value:					
Perpetual preferred stock:					
Industrial and misc	\$ —	\$ —	\$ —	\$ —	\$ —
Parent, subsidiaries, and affiliates	—	—	—	—	—
Total perpetual preferred stocks	—	—	—	—	—
Bonds:					
U.S. governments	—	—	—	—	—
Industrial and misc	—	60,295,372	—	—	60,295,372
Hybrid securities	—	—	—	—	—
Parent, subsidiaries, and affiliates	—	—	—	—	—
Total bonds	—	60,295,372	—	—	60,295,372
Common stock:					
Industrial and misc	—	—	—	—	—
Parent, subsidiaries, and affiliates	—	—	—	—	—
Total common stock	—	—	—	—	—
Derivative assets:					
Interest rate contracts	—	—	—	—	—
Foreign exchange contracts	—	—	—	—	—
Credit contracts	—	—	—	—	—
Commodity futures contracts	—	—	—	—	—
Commodity forward contracts	—	—	—	—	—
Total derivatives	—	—	—	—	—
Money-market funds	440,158,096	—	—	—	440,158,096
Qualified cash pool	952,775	—	—	—	952,775
Separate account assets	—	—	—	—	—
Total assets at fair value/NAV	\$ 441,110,871	\$ 60,295,372	\$ —	\$ —	\$ 501,406,243
b. Liabilities at fair value:					
Derivative liabilities	\$ —	\$ —	\$ —	\$ —	\$ —
Total liabilities at fair value	\$ —	\$ —	\$ —	\$ —	\$ —

- (2) The Company does not have any financial assets with a fair value hierarchy of Level 3 that were measured and reported at fair value for the six months ended June 30, 2024 and the year ended December 31, 2023.
- (3) Transfers between fair value hierarchy levels, if any, are recorded as of the beginning of the reporting period in which the transfer occurs. There were no transfers between Levels 1, 2, or 3 of any financial assets or liabilities during the six months ended June 30, 2024 and the year ended December 31, 2023.
- (4) The framework the Company has established for determining the fair value of the investment holdings is outlined above.
- (5) The Company has no derivative assets and liabilities to disclose.

**B. Fair Value Combination** — Not applicable.

**C. Aggregate Fair Value Hierarchy**

The aggregate fair value by hierarchy of all financial instruments as of June 30, 2024 and December 31, 2023, is presented in the table below:

Type of Financial Instrument	June 30, 2024						Net Asset Value (NAV)	Not Practicable (Carrying Value)
	Aggregate Fair Value	Admitted Assets	(Level 1)	(Level 2)	(Level 3)			
U.S. government and agency securities	\$ 804,251,104	\$ 853,869,072	\$ 258,790,110	\$ 545,460,994	\$ —	\$ —	\$ —	
State and agency municipal securities	258,210,678	271,426,432	—	258,210,678	—	—	—	
City and county municipal securities	345,320,427	363,659,655	—	345,320,427	—	—	—	
Corporate debt securities	1,329,664,247	1,403,175,344	—	1,329,664,247	—	—	—	
Cash equivalents	489,450,537	489,450,537	487,920,320	1,530,217	—	—	—	
Total bonds, cash equivalents and short-term investments	\$ 3,226,896,993	\$ 3,381,581,040	\$ 746,710,430	\$ 2,480,186,563	\$ —	\$ —	\$ —	

STATEMENT AS OF JUNE 30, 2024 OF THE UnitedHealthcare of Wisconsin, Inc.

December 31, 2023

Type of Financial Instrument	Aggregate Fair Value	Admitted Assets	(Level 1)	(Level 2)	(Level 3)	Net Asset Value (NAV)	Not Practicable (Carrying Value)
U.S. government and agency securities	\$ 784,466,825	\$ 820,822,813	\$ 284,521,800	\$ 499,945,025	\$ —	\$ —	\$ —
State and agency municipal securities	238,533,274	248,083,734	—	238,533,274	—	—	—
City and county municipal securities	350,953,522	361,641,524	—	350,953,522	—	—	—
Corporate debt securities	1,191,406,156	1,258,761,636	—	1,191,406,156	—	—	—
Cash equivalents	662,284,726	662,284,726	655,015,136	7,269,590	—	—	—
Total bonds, cash equivalents and short-term investments	<u>\$ 3,227,644,503</u>	<u>\$ 3,351,594,433</u>	<u>\$ 939,536,936</u>	<u>\$ 2,288,107,567</u>	<u>\$ —</u>	<u>\$ —</u>	<u>\$ —</u>

**D. Not Practicable to Estimate Fair Value** — Not applicable.

**E. Investments Measured Using the NAV Practical Expedient** — Not applicable.

**21. OTHER ITEMS**

**A-I.** No significant change.

**22. EVENTS SUBSEQUENT**

Subsequent events have been evaluated through August 15, 2024, which is the date these financial statements were available for issuance.

**TYPE I — Recognized Subsequent Events**

Any material Type I events subsequent to June 30, 2024, have been recognized in the financial statements and corresponding disclosures.

**TYPE II — Non-Recognized Subsequent Events**

There are no material non-recognized Type II events that require disclosure.

**23. REINSURANCE**

**A-E.** No significant change.

**24. RETROSPECTIVELY RATED CONTRACTS AND CONTRACTS SUBJECT TO REDETERMINATION**

**A-B.** No significant change.

**C.** Pursuant to the Affordable Care Act, the Company's commercial and Medicare business is subject to retrospectively rated features based on the actual medical loss ratios ("MLR") experienced on the commercial and Medicare lines of business and redetermination features for premium adjustments for changes to each member's health scores based on guidelines determined by the Affordable Care Act. The total amount of direct premiums written for the commercial and Medicare lines of business for which a portion is subject to the retrospectively rated and redetermination features was \$192,214,460 and \$315,739,620 for Commercial, and \$9,411,879,125 and \$17,642,345,934 for Medicare, representing 2% and 2% for Commercial, and 98% and 98% for Medicare of total direct premiums written as of June 30, 2024 and December 31, 2023, respectively.

The Company has Medicare Part D risk-corridor amounts from the Centers for Medicare and Medicaid Services ("CMS") which are subject to a retrospectively rated feature. The Company has estimated accrued retrospective premiums related to certain Part D premiums based on guidelines determined by CMS. The formula is tiered and based on the bid MLR. The amount of Medicare Part D direct premiums written subject to the retrospectively rated feature was \$571,540,215 and \$615,007,210, representing 6% and 3% of total direct premiums written as of June 30, 2024 and December 31, 2023, respectively.

**D.** The Company is required to maintain specific minimum loss ratios on the comprehensive commercial and Medicare lines of business.

The following table discloses the minimum loss ratio rebate liability for the comprehensive commercial and Medicare lines of business which is included in aggregate health policy reserves in the financial statements for the six months ended June 30, 2024 and the year ended December 31, 2023:

	1	2	3	4	5
	Individual	Small Group Employer	Large Group Employer	Other Categories with Rebates	Total
Prior reporting year					
(1) Medical loss ratio rebates incurred	\$ —	\$ 3,061,369	\$ —	\$ 32,450,263	\$ 35,511,632
(2) Medical loss ratio rebates paid	—	—	—	—	—
(3) Medical loss rebates unpaid	—	3,061,369	—	136,041,874	139,103,243
(4) Plus reinsurance assumed amounts	XXX	XXX	XXX	XXX	—
(5) Less reinsurance ceded amounts	XXX	XXX	XXX	XXX	—
(6) Rebates unpaid net of reinsurance	XXX	XXX	XXX	XXX	139,103,243
Current reporting year-to-date					
(7) Medical loss ratio rebates incurred	—	1,035,096	—	(6,016,733)	(4,981,637)
(8) Medical loss ratio rebates paid	—	—	—	—	—
(9) Medical loss rebates unpaid	—	4,096,465	—	130,025,141	134,121,606
(10) Plus reinsurance assumed amounts	XXX	XXX	XXX	XXX	—
(11) Less reinsurance ceded amounts	XXX	XXX	XXX	XXX	—
(12) Rebates unpaid net of reinsurance	XXX	XXX	XXX	XXX	134,121,606

**E. Risk-Sharing Provisions of the Affordable Care Act**

- (1) The Company has accident and health insurance premiums in 2024 and 2023 subject to the Affordable Care Act risk-sharing provisions for the permanent risk adjustment program.

The risk adjustment program is a permanent program designed to mitigate the potential impact of adverse selection that generally applies to non-grandfathered individual and small group plans inside and outside of exchanges. The program helps to stabilize market premiums by transferring funds from plans with relatively low-risk enrollees to plans with relatively high-risk enrollees. The data used by CMS to determine the risk adjustment transfer amount is subject to audits along with the true-up to the final CMS report, which may result in a material change to arrive at the final risk adjustment amount from the initial risk adjustment estimate recorded. Premium adjustments pursuant to the risk adjustment program are accounted for as premium subject to redetermination and user fees are accounted for as assessments.

- (2) The following table presents the current year impact for the permanent risk adjustment program regarding the risk-sharing provisions of the Affordable Care Act on assets, liabilities, and operations.

**a. Permanent ACA Risk Adjustment Program**

**June 30, 2024**

Assets

1. Premium adjustments receivable due to ACA Risk Adjustment (including high risk pool payments)	\$ 6,441
--	----------

Liabilities

2. Risk adjustment user fees payable for ACA Risk Adjustment	523
3. Premium adjustments payable due to ACA Risk Adjustment (including high risk pool premium)	95,901

Operations (Revenue & Expense)

4. Reported as revenue in premium for accident and health contracts (written/collected) due to ACA Risk Adjustment	(112,321)
5. Reported in expenses as ACA risk adjustment user fees (incurred/paid)	169

- (3) The following table is a roll forward of the prior year Affordable Care Act risk-sharing provisions for the permanent risk adjustment program for asset and liability balances, along with reasons for adjustments to prior year balances:

	Accrued During the Prior Year on Business Written before December 31 of the Prior Year		Received or Paid as of the Current Year on Business Written before December 31 of the Prior Year		Differences		Adjustments		Unsettled Balances as of the Reporting Date		
	1	2	3	4	Prior Year Accrued Less Payments (Col 1 - 3)	Prior Year Accrued Less Payments (Col 2 - 4)	To Prior Year Balances	To Prior Year Balances	Cumulative Balance from Prior Years (Col 1 - 3 + 7)	Cumulative Balance from Prior Years (Col 2 - 4 + 8)	
	Receivable	(Payable)	Receivable	(Payable)	Receivable	(Payable)	Receivable	(Payable)	Ref	Receivable	(Payable)
a. Permanent ACA Risk Adjustment Program											
1. Premium adjustment receivable (including high risk pool payments)	\$ 5,827,941	\$ —	\$ —	\$ —	\$ 5,827,941	\$ —	\$ 1,407,642	\$ —	A	\$ 7,235,583	\$ —
2. Premium adjustment (payable) (including high risk pool premium)	—	(761,571)	—	—	—	(761,571)	—	15,758	B	—	(745,813)
3. Subtotal ACA Permanent Risk Adjustment Program	5,827,941	(761,571)	—	—	5,827,941	(761,571)	1,407,642	15,758		7,235,583	(745,813)

A. The risk adjustment receivable as of December 31, 2023 utilized paid claims through October 31, 2023. As of the Reporting Date, the risk adjustment receivable related to prior periods was adjusted based on CMS' Summary Report on Individual and Small Group Market Risk Transfers for the 2023 Benefit Year. The risk adjustment receivable was further adjusted based on CMS' Summary Report of 2022 Benefit Year Risk Adjustment Data Validation (HHS-RADV) Adjustments to Risk Adjustment State Transfers.

B. The risk adjustment payable as of December 31, 2023 utilized paid claims through October 31, 2023. As of the Reporting Date, the risk adjustment payable related to prior periods was adjusted based on CMS' Summary Report on Individual and Small Group Market Risk Transfers for the 2023 Benefit Year. The risk adjustment payable was further adjusted based on CMS' Summary Report of 2022 Benefit Year Risk Adjustment Data Validation (HHS-RADV) Adjustments to Risk Adjustment State Transfers.

**25. CHANGE IN INCURRED CLAIMS AND CLAIMS ADJUSTMENT EXPENSES**

- A.** Changes in estimates related to the prior year incurred claims are included in total hospital and medical expenses in the current year in the financial statements. The following tables disclose paid claims, incurred claims, and the balance in claims unpaid, accrued medical incentive pool and bonus amounts, aggregate health claim reserves, health care and other amounts receivable (excluding provider loans and advances not yet expensed) and reinsurance recoverables at June 30, 2024 and December 31, 2023:

	<b>June 30, 2024</b>		
	<b>Current Year Incurred Claims</b>	<b>Prior Years Incurred Claims</b>	<b>Total</b>
Beginning of year claim reserve	\$ —	\$ (1,535,364,434)	\$ (1,535,364,434)
Paid claims—net of health care receivables* and reinsurance recoveries collected	6,800,634,637	1,350,275,684	8,150,910,321
End of year claim reserve	<u>1,429,575,833</u>	<u>125,615,749</u>	<u>1,555,191,582</u>
Incurred claims excluding the change in health care receivables* and reinsurance recoveries collected	8,230,210,470	(59,473,001)	8,170,737,469
Beginning of year health care receivables* and reinsurance recoverables	—	37,976,924	37,976,924
End of year health care receivables* and reinsurance recoverables	<u>(59,615,175)</u>	<u>(31,689,931)</u>	<u>(91,305,106)</u>
Total incurred claims	<u>\$ 8,170,595,295</u>	<u>\$ (53,186,008)</u>	<u>\$ 8,117,409,287</u>

\*Health care receivables excludes provider loans and advances not yet expensed of \$141,812 and \$997 for 2024 and 2023, respectively.

	<b>December 31, 2023</b>		
	<b>Current Year Incurred Claims</b>	<b>Prior Years Incurred Claims</b>	<b>Total</b>
Beginning of year claim reserve	\$ —	\$ (1,253,810,103)	\$ (1,253,810,103)
Paid claims—net of health care receivables* and reinsurance recoveries collected	13,332,514,832	1,193,718,077	14,526,232,909
End of year claim reserve	<u>1,516,083,992</u>	<u>19,280,442</u>	<u>1,535,364,434</u>
Incurred claims excluding the change in health care receivables* and reinsurance recoveries collected	14,848,598,824	(40,811,584)	14,807,787,240
Beginning of year health care receivables* and reinsurance recoverables	—	25,082,490	25,082,490
End of year health care receivables* and reinsurance recoverables	<u>(29,425,607)</u>	<u>(8,551,317)</u>	<u>(37,976,924)</u>
Total incurred claims	<u>\$ 14,819,173,217</u>	<u>\$ (24,280,411)</u>	<u>\$ 14,794,892,806</u>

\*Health care receivables excludes provider loans and advances not yet expensed of \$997 and \$1,992,517 for 2023 and 2022, respectively.

The liability for claims unpaid, accrued medical incentive pool and bonus amounts, and aggregate health claim reserves, net of health care and other amounts receivable (excluding provider loans and advances not yet expensed) and reinsurance recoverables as of December 31, 2023, was \$1,497,387,510. As of June 30, 2024, \$1,350,275,684 has been paid for incurred claims attributable to insured events of prior years. Reserves remaining for prior years, net of health care and other amounts receivable (excluding provider loans and advances not yet expensed) and reinsurance recoverables are now \$93,925,818, as a result of re-estimation of unpaid claims. Therefore, there has been \$53,186,008 favorable prior year development since December 31, 2023, to June 30, 2024. The primary drivers consist of favorable development of \$34,711,942 in provisions for adverse deviations in experience, favorable development of \$13,645,959 in retroactivity for inpatient, outpatient, physician, and pharmacy claims, and favorable development of \$13,106,064 in capitation, partially offset by an unfavorable change of \$17,860,407 in pharmacy rebates. At December 31, 2023, the Company recorded \$24,280,411 of favorable development. The primary drivers consist of favorable development of \$34,291,603 in provisions for adverse deviations in experience and favorable development of \$31,305,961 in retroactivity for inpatient, outpatient, physician, and pharmacy claims, partially offset by an unfavorable change of \$30,385,865 in risk share and \$9,654,680 in pharmacy rebates. Original estimates are increased or decreased, as additional information becomes known regarding individual claims, which could have an impact to the accruals for MLR rebates and retrospectively rated contracts. As a result of the prior year effects, on a regular basis, the Company adjusts revenue and the corresponding liability and/or receivable related to retrospectively rated policies and the impact of the change is included as a component of change in unearned premium reserves and reserve for rate credits in the financial statements.

The Company incurred claims adjustment expenses of \$248,558,865 and \$485,835,170 for the six months ended June 30, 2024 and the year ended December 31, 2023, respectively. These costs are included in the management service fees paid by the Company to United HealthCare Services, Inc. as a part of the management agreement. The following table discloses paid claims adjustment expenses, incurred claims adjustment expenses, and the balance in unpaid claims adjustment expenses reserve for the six months ended June 30, 2024 and the year ended December 31, 2023:

	<b>June 30, 2024</b>	<b>December 31, 2023</b>
Total claims adjustment expenses	\$ 248,558,865	\$ 485,835,170
Less: current year unpaid claims adjustment expenses	(12,161,622)	(11,982,992)
Add: prior year unpaid claims adjustment expenses	<u>11,982,992</u>	<u>9,032,560</u>
Total claims adjustment expenses paid	<u>\$ 248,380,235</u>	<u>\$ 482,884,738</u>

B. The Company did not make any significant changes in methodologies and assumptions used in the calculation of the liability for claims unpaid and unpaid claim adjustment expenses in 2024.

## 26. INTERCOMPANY POOLING ARRANGEMENTS

A-G. No significant change.

## 27. STRUCTURED SETTLEMENTS

A-B. No significant change.

## 28. HEALTH CARE AND OTHER AMOUNTS RECEIVABLE

A-B. No significant change.

## 29. PARTICIPATING POLICIES — Not applicable.

## 30. PREMIUM DEFICIENCY RESERVES

The Company has not recorded any premium deficiency reserve as of June 30, 2024 and December 31, 2023. The analysis of premium deficiency reserve was completed as of June 30, 2024 and December 31, 2023. The Company did consider anticipated investment income when calculating the premium deficiency reserve.

The following table summarizes the Company's premium deficiency reserve as of June 30, 2024 and December 31, 2023:

	<b>June 30, 2024</b>
1. Liability carried for premium deficiency reserves	\$ —
2. Date of the most recent evaluation of this liability	<u>6/30/2024</u>
3. Was anticipated investment income utilized in this calculation?	Yes <input checked="" type="checkbox"/> No <input type="checkbox"/>
	<b>December 31, 2023</b>
1. Liability carried for premium deficiency reserves	\$ —
2. Date of the most recent evaluation of this liability	<u>12/31/2023</u>
3. Was anticipated investment income utilized in this calculation?	Yes <input checked="" type="checkbox"/> No <input type="checkbox"/>

## 31. ANTICIPATED SALVAGE AND SUBROGATION

No significant change.

# GENERAL INTERROGATORIES

## PART 1 - COMMON INTERROGATORIES

### GENERAL

- 1.1 Did the reporting entity experience any material transactions requiring the filing of Disclosure of Material Transactions with the State of Domicile, as required by the Model Act? ..... Yes [ ] No [ X ]
- 1.2 If yes, has the report been filed with the domiciliary state? ..... Yes [ ] No [ ]
- 2.1 Has any change been made during the year of this statement in the charter, by-laws, articles of incorporation, or deed of settlement of the reporting entity? ..... Yes [ ] No [ X ]
- 2.2 If yes, date of change: .....
- 3.1 Is the reporting entity a member of an Insurance Holding Company System consisting of two or more affiliated persons, one or more of which is an insurer? ..... Yes [ X ] No [ ]  
If yes, complete Schedule Y, Parts 1 and 1A.
- 3.2 Have there been any substantial changes in the organizational chart since the prior quarter end? ..... Yes [ ] No [ X ]
- 3.3 If the response to 3.2 is yes, provide a brief description of those changes.  
.....
- 3.4 Is the reporting entity publicly traded or a member of a publicly traded group? ..... Yes [ X ] No [ ]
- 3.5 If the response to 3.4 is yes, provide the CIK (Central Index Key) code issued by the SEC for the entity/group. .... 0000731766
- 4.1 Has the reporting entity been a party to a merger or consolidation during the period covered by this statement? ..... Yes [ ] No [ X ]
- 4.2 If yes, provide the name of the entity, NAIC Company Code, and state of domicile (use two letter state abbreviation) for any entity that has ceased to exist as a result of the merger or consolidation.

1	2	3
Name of Entity	NAIC Company Code	State of Domicile

5. If the reporting entity is subject to a management agreement, including third-party administrator(s), managing general agent(s), attorney-in-fact, or similar agreement, have there been any significant changes regarding the terms of the agreement or principals involved? ..... Yes [ ] No [ X ] N/A [ ]  
If yes, attach an explanation.  
.....
- 6.1 State as of what date the latest financial examination of the reporting entity was made or is being made. .... 12/31/2022
- 6.2 State the as of date that the latest financial examination report became available from either the state of domicile or the reporting entity. This date should be the date of the examined balance sheet and not the date the report was completed or released. .... 12/31/2022
- 6.3 State as of what date the latest financial examination report became available to other states or the public from either the state of domicile or the reporting entity. This is the release date or completion date of the examination report and not the date of the examination (balance sheet date). .... 06/12/2024
- 6.4 By what department or departments?  
Office of the Commissioner of Insurance of the State of Wisconsin .....
- 6.5 Have all financial statement adjustments within the latest financial examination report been accounted for in a subsequent financial statement filed with Departments? ..... Yes [ ] No [ ] N/A [ X ]
- 6.6 Have all of the recommendations within the latest financial examination report been complied with? ..... Yes [ ] No [ X ] N/A [ ]
- 7.1 Has this reporting entity had any Certificates of Authority, licenses or registrations (including corporate registration, if applicable) suspended or revoked by any governmental entity during the reporting period? ..... Yes [ ] No [ X ]
- 7.2 If yes, give full information:  
.....
- 8.1 Is the company a subsidiary of a bank holding company regulated by the Federal Reserve Board? ..... Yes [ ] No [ X ]
- 8.2 If response to 8.1 is yes, please identify the name of the bank holding company.  
.....
- 8.3 Is the company affiliated with one or more banks, thrifts or securities firms? ..... Yes [ X ] No [ ]
- 8.4 If response to 8.3 is yes, please provide below the names and location (city and state of the main office) of any affiliates regulated by a federal regulatory services agency [i.e. the Federal Reserve Board (FRB), the Office of the Comptroller of the Currency (OCC), the Federal Deposit Insurance Corporation (FDIC) and the Securities Exchange Commission (SEC)] and identify the affiliate's primary federal regulator.

1	2	3	4	5	6
Affiliate Name	Location (City, State)	FRB	OCC	FDIC	SEC
Optum Bank, Inc. ....	Salt Lake City, UT .....	...NO...	...NO...	...YES...	...NO...

## GENERAL INTERROGATORIES

- 9.1 Are the senior officers (principal executive officer, principal financial officer, principal accounting officer or controller, or persons performing similar functions) of the reporting entity subject to a code of ethics, which includes the following standards? ..... Yes [  ] No [  ]
- (a) Honest and ethical conduct, including the ethical handling of actual or apparent conflicts of interest between personal and professional relationships;
- (b) Full, fair, accurate, timely and understandable disclosure in the periodic reports required to be filed by the reporting entity;
- (c) Compliance with applicable governmental laws, rules and regulations;
- (d) The prompt internal reporting of violations to an appropriate person or persons identified in the code; and
- (e) Accountability for adherence to the code.
- 9.11 If the response to 9.1 is No, please explain:  
.....
- 9.2 Has the code of ethics for senior managers been amended? ..... Yes [  ] No [  ]
- 9.21 If the response to 9.2 is Yes, provide information related to amendment(s).  
.....
- 9.3 Have any provisions of the code of ethics been waived for any of the specified officers? ..... Yes [  ] No [  ]
- 9.31 If the response to 9.3 is Yes, provide the nature of any waiver(s).  
.....

### FINANCIAL

- 10.1 Does the reporting entity report any amounts due from parent, subsidiaries or affiliates on Page 2 of this statement? ..... Yes [  ] No [  ]
- 10.2 If yes, indicate any amounts receivable from parent included in the Page 2 amount: ..... \$ ..... 0

### INVESTMENT

- 11.1 Were any of the stocks, bonds, or other assets of the reporting entity loaned, placed under option agreement, or otherwise made available for use by another person? (Exclude securities under securities lending agreements.) ..... Yes [  ] No [  ]
- 11.2 If yes, give full and complete information relating thereto:  
.....
12. Amount of real estate and mortgages held in other invested assets in Schedule BA: ..... \$ ..... 0
13. Amount of real estate and mortgages held in short-term investments: ..... \$ ..... 0
- 14.1 Does the reporting entity have any investments in parent, subsidiaries and affiliates? ..... Yes [  ] No [  ]
- 14.2 If yes, please complete the following:
- |   | 1<br>Prior Year-End<br>Book/Adjusted<br>Carrying Value | 2<br>Current Quarter<br>Book/Adjusted<br>Carrying Value |
|---|--|---|
| 14.21 Bonds   | \$ ..... 0   | \$ ..... 0  |
| 14.22 Preferred Stock   | \$ ..... 0   | \$ ..... 0  |
| 14.23 Common Stock  | \$ ..... 0   | \$ ..... 0  |
| 14.24 Short-Term Investments  | \$ ..... 0   | \$ ..... 0  |
| 14.25 Mortgage Loans on Real Estate   | \$ ..... 0   | \$ ..... 0  |
| 14.26 All Other   | \$ ..... 0   | \$ ..... 0  |
| 14.27 Total Investment in Parent, Subsidiaries and Affiliates (Subtotal Lines 14.21 to 14.26) | \$ ..... 0   | \$ ..... 0  |
| 14.28 Total Investment in Parent included in Lines 14.21 to 14.26 above                       | \$ ..... 0   | \$ ..... 0  |
- 15.1 Has the reporting entity entered into any hedging transactions reported on Schedule DB? ..... Yes [  ] No [  ]
- 15.2 If yes, has a comprehensive description of the hedging program been made available to the domiciliary state? ..... Yes [  ] No [  ] N/A [  ]  
If no, attach a description with this statement.  
.....
16. For the reporting entity's security lending program, state the amount of the following as of the current statement date:
- 16.1 Total fair value of reinvested collateral assets reported on Schedule DL, Parts 1 and 2. .... \$ ..... 0
- 16.2 Total book/adjusted carrying value of reinvested collateral assets reported on Schedule DL, Parts 1 and 2 ..... \$ ..... 0
- 16.3 Total payable for securities lending reported on the liability page. .... \$ ..... 0



## GENERAL INTERROGATORIES

17. Excluding items in Schedule E - Part 3 - Special Deposits, real estate, mortgage loans and investments held physically in the reporting entity's offices, vaults or safety deposit boxes, were all stocks, bonds and other securities, owned throughout the current year held pursuant to a custodial agreement with a qualified bank or trust company in accordance with Section 1, III - General Examination Considerations, F. Outsourcing of Critical Functions, Custodial or Safekeeping Agreements of the NAIC Financial Condition Examiners Handbook? ..... Yes [  ] No [  ]
- 17.1 For all agreements that comply with the requirements of the NAIC Financial Condition Examiners Handbook, complete the following:

1 Name of Custodian(s)	2 Custodian Address
Bank of New York Mellon .....	Global Liquidity Services, 1 Wall St, 14th Floor, New York NY 10286
Northern Trust .....	50 S. LaSalle, Chicago, IL 60675 .....

- 17.2 For all agreements that do not comply with the requirements of the NAIC Financial Condition Examiners Handbook, provide the name, location and a complete explanation:

1 Name(s)	2 Location(s)	3 Complete Explanation(s)

- 17.3 Have there been any changes, including name changes, in the custodian(s) identified in 17.1 during the current quarter? ..... Yes [  ] No [  ]
- 17.4 If yes, give full information relating thereto:

1 Old Custodian	2 New Custodian	3 Date of Change	4 Reason

- 17.5 Investment management – Identify all investment advisors, investment managers, broker/dealers, including individuals that have the authority to make investment decisions on behalf of the reporting entity. For assets that are managed internally by employees of the reporting entity, note as such. ["...that have access to the investment accounts"; "...handle securities"]

1 Name of Firm or Individual	2 Affiliation
Internally Managed .....	I.....
BlackRock Financial Management, Inc .....	U.....
J.P. Morgan Asset Management .....	U.....
DWS Investment Management Americas Inc. ....	U.....

- 17.5097 For those firms/individuals listed in the table for Question 17.5, do any firms/individuals unaffiliated with the reporting entity (i.e. designated with a "U") manage more than 10% of the reporting entity's invested assets?..... Yes [  ] No [  ]
- 17.5098 For firms/individuals unaffiliated with the reporting entity (i.e. designated with a "U") listed in the table for Question 17.5, does the total assets under management aggregate to more than 50% of the reporting entity's invested assets?..... Yes [  ] No [  ]

- 17.6 For those firms or individuals listed in the table for 17.5 with an affiliation code of "A" (affiliated) or "U" (unaffiliated), provide the information for the table below.

1	2	3	4	5
Central Registration Depository Number	Name of Firm or Individual	Legal Entity Identifier (LEI)	Registered With	Investment Management Agreement (IMA) Filed
107105 .....	BlackRock Financial Management, Inc .....	549300LVXY1VJKE13M84 .....	SEC .....	NO.....
107038 .....	J.P. Morgan Asset Management .....	549300W78QH4XMM6K69 .....	SEC .....	NO.....
104518 .....	DWS Investment Management Americas Inc. ....	CZ83K4EEE8QVCT3B128 .....	SEC .....	NO.....

- 18.1 Have all the filing requirements of the Purposes and Procedures Manual of the NAIC Investment Analysis Office been followed? ..... Yes [  ] No [  ]
- 18.2 If no, list exceptions:  
.....

19. By self-designating 5GI securities, the reporting entity is certifying the following elements for each self-designated 5GI security:
- a. Documentation necessary to permit a full credit analysis of the security does not exist or an NAIC CRP credit rating for an FE or PL security is not available.
  - b. Issuer or obligor is current on all contracted interest and principal payments.
  - c. The insurer has an actual expectation of ultimate payment of all contracted interest and principal.
- Has the reporting entity self-designated 5GI securities? ..... Yes [  ] No [  ]

20. By self-designating PLGI securities, the reporting entity is certifying the following elements of each self-designated PLGI security:
- a. The security was purchased prior to January 1, 2018.
  - b. The reporting entity is holding capital commensurate with the NAIC Designation reported for the security.
  - c. The NAIC Designation was derived from the credit rating assigned by an NAIC CRP in its legal capacity as a NRSRO which is shown on a current private letter rating held by the insurer and available for examination by state insurance regulators.
  - d. The reporting entity is not permitted to share this credit rating of the PL security with the SVO.
- Has the reporting entity self-designated PLGI securities? ..... Yes [  ] No [  ]

21. By assigning FE to a Schedule BA non-registered private fund, the reporting entity is certifying the following elements of each self-designated FE fund:
- a. The shares were purchased prior to January 1, 2019.
  - b. The reporting entity is holding capital commensurate with the NAIC Designation reported for the security.
  - c. The security had a public credit rating(s) with annual surveillance assigned by an NAIC CRP in its legal capacity as an NRSRO prior to January 1, 2019.
  - d. The fund only or predominantly holds bonds in its portfolio.
  - e. The current reported NAIC Designation was derived from the public credit rating(s) with annual surveillance assigned by an NAIC CRP in its legal capacity as an NRSRO.
  - f. The public credit rating(s) with annual surveillance assigned by an NAIC CRP has not lapsed.
- Has the reporting entity assigned FE to Schedule BA non-registered private funds that complied with the above criteria? ..... Yes [  ] No [  ]

# GENERAL INTERROGATORIES

## PART 2 - HEALTH

1. Operating Percentages:
- 1.1 A&H loss percent .....85.8 %
  - 1.2 A&H cost containment percent ..... 1.9 %
  - 1.3 A&H expense percent excluding cost containment expenses ..... 6.8 %
- 2.1 Do you act as a custodian for health savings accounts? ..... Yes [ ] No [ X ]
- 2.2 If yes, please provide the amount of custodial funds held as of the reporting date .....\$.....0
- 2.3 Do you act as an administrator for health savings accounts? ..... Yes [ ] No [ X ]
- 2.4 If yes, please provide the balance of the funds administered as of the reporting date .....\$.....0
3. Is the reporting entity licensed or chartered, registered, qualified, eligible or writing business in at least two states? ..... Yes [ X ] No [ ]
- 3.1 If no, does the reporting entity assume reinsurance business that covers risks residing in at least one state other than the state of domicile of the reporting entity? ..... Yes [ ] No [ ]

**SCHEDULE S - CEDED REINSURANCE**

Showing All New Reinsurance Treaties - Current Year to Date

1 NAIC Company Code	2 ID Number	3 Effective Date	4 Name of Reinsurer	5 Domiciliary Jurisdiction	6 Type of Reinsurance Ceded	7 Type of Business Ceded	8 Type of Reinsurer	9 Certified Reinsurer Rating (1 through 6)	10 Effective Date of Certified Reinsurer Rating
<b>NONE</b>									

# SCHEDULE T - PREMIUMS AND OTHER CONSIDERATIONS

Current Year to Date - Allocated by States and Territories

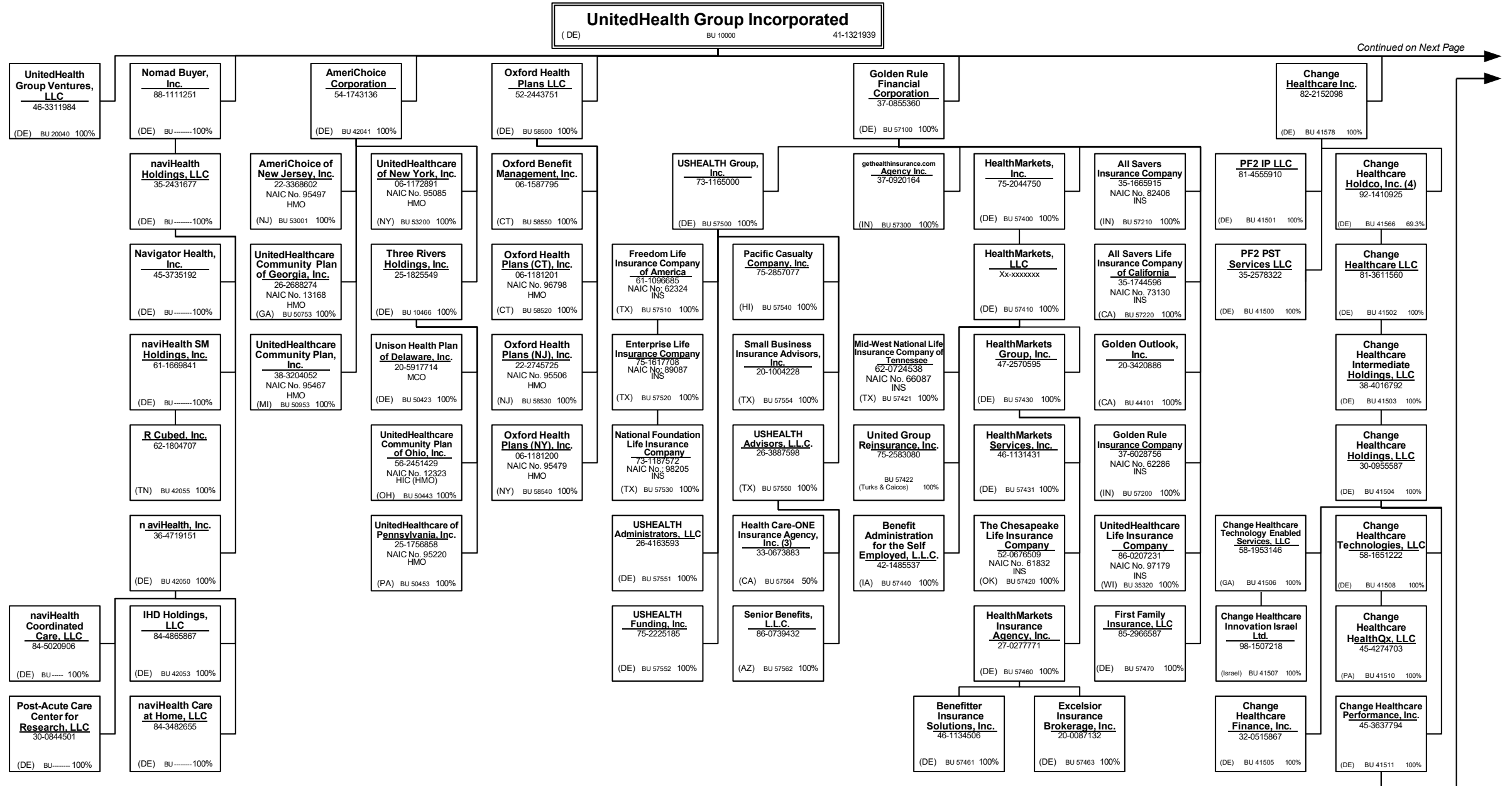
States, etc.	1 Active Status (a)	Direct Business Only								
		2 Accident and Health Premiums	3 Medicare Title XVIII	4 Medicaid Title XIX	5 CHIP Title XXI	6 Federal Employees Health Benefits Program Premiums	7 Life and Annuity Premiums & Other Considerations	8 Property/Casualty Premiums	9 Total Columns 2 Through 8	10 Deposit-Type Contracts
1. Alabama	AL	.N	.0	.0	.0	.0	.0	.0	.0	.0
2. Alaska	AK	.N	.0	.0	.0	.0	.0	.0	.0	.0
3. Arizona	AZ	.L	45,992,713	.0	.0	.0	.0	.0	45,992,713	.0
4. Arkansas	AR	.N	.0	.0	.0	.0	.0	.0	.0	.0
5. California	CA	.N	.0	.0	.0	.0	.0	.0	.0	.0
6. Colorado	CO	.N	.0	.0	.0	.0	.0	.0	.0	.0
7. Connecticut	CT	.N	.0	.0	.0	.0	.0	.0	.0	.0
8. Delaware	DE	.L	30,616,410	.0	.0	.0	.0	.0	30,616,410	.0
9. District of Columbia	DC	.N	.0	.0	.0	.0	.0	.0	.0	.0
10. Florida	FL	.N	.0	.0	.0	.0	.0	.0	.0	.0
11. Georgia	GA	.N	.0	.0	.0	.0	.0	.0	.0	.0
12. Hawaii	HI	.N	.0	.0	.0	.0	.0	.0	.0	.0
13. Idaho	ID	.N	.0	.0	.0	.0	.0	.0	.0	.0
14. Illinois	IL	.L	59,544,783	.0	.0	.0	.0	.0	59,544,783	.0
15. Indiana	IN	.N	.0	.0	.0	.0	.0	.0	.0	.0
16. Iowa	IA	.L	468,330,017	.0	.0	.0	.0	.0	468,330,017	.0
17. Kansas	KS	.L	132,838,447	.0	.0	.0	.0	.0	132,838,447	.0
18. Kentucky	KY	.L	323,389,373	.0	.0	.0	.0	.0	323,389,373	.0
19. Louisiana	LA	.N	.0	.0	.0	.0	.0	.0	.0	.0
20. Maine	ME	.L	30,852,456	.0	.0	.0	.0	.0	30,852,456	.0
21. Maryland	MD	.L	2,141,257	.0	.0	.0	.0	.0	2,141,257	.0
22. Massachusetts	MA	.L	181,822,484	.0	.0	.0	.0	.0	181,822,484	.0
23. Michigan	MI	.N	.0	.0	.0	.0	.0	.0	.0	.0
24. Minnesota	MN	.N	.0	.0	.0	.0	.0	.0	.0	.0
25. Mississippi	MS	.L	48,352,130	.0	.0	.0	.0	.0	48,352,130	.0
26. Missouri	MO	.L	591,441,496	.0	.0	.0	.0	.0	591,441,496	.0
27. Montana	MT	.N	.0	.0	.0	.0	.0	.0	.0	.0
28. Nebraska	NE	.L	156,547,364	.0	.0	.0	.0	.0	156,547,364	.0
29. Nevada	NV	.N	.0	.0	.0	.0	.0	.0	.0	.0
30. New Hampshire	NH	.L	76,795,999	.0	.0	.0	.0	.0	76,795,999	.0
31. New Jersey	NJ	.N	.0	.0	.0	.0	.0	.0	.0	.0
32. New Mexico	NM	.N	.0	.0	.0	.0	.0	.0	.0	.0
33. New York	NY	.N	.0	.0	.0	.0	.0	.0	.0	.0
34. North Carolina	NC	.L	2,785,218,987,476	.0	.0	.0	.0	.0	2,785,990,261	.0
35. North Dakota	ND	.N	.0	.0	.0	.0	.0	.0	.0	.0
36. Ohio	OH	.L	1,536,001,303	.0	.0	.0	.0	.0	1,536,001,303	.0
37. Oklahoma	OK	.L	(8,797) 326,822,316	.0	.0	.0	.0	.0	326,813,519	.0
38. Oregon	OR	.N	.0	.0	.0	.0	.0	.0	.0	.0
39. Pennsylvania	PA	.L	160,962,633	.0	.0	.0	.0	.0	160,962,633	.0
40. Rhode Island	RI	.L	168,846,709	.0	.0	.0	.0	.0	168,846,709	.0
41. South Carolina	SC	.N	.0	.0	.0	.0	.0	.0	.0	.0
42. South Dakota	SD	.N	.0	.0	.0	.0	.0	.0	.0	.0
43. Tennessee	TN	.L	751,520,950	.0	.0	.0	.0	.0	751,520,950	.0
44. Texas	TX	.N	.0	.0	.0	.0	.0	.0	.0	.0
45. Utah	UT	.N	.0	.0	.0	.0	.0	.0	.0	.0
46. Vermont	VT	.L	34,338,401	.0	.0	.0	.0	.0	34,338,401	.0
47. Virginia	VA	.L	491,155,930	.0	.0	.0	.0	.0	491,155,930	.0
48. Washington	WA	.N	.0	.0	.0	.0	.0	.0	.0	.0
49. West Virginia	WV	.N	.0	.0	.0	.0	.0	.0	.0	.0
50. Wisconsin	WI	.L	192,220,472	1,607,578,478	(12,435,956)	.0	.0	.0	1,787,362,994	.0
51. Wyoming	WY	.N	.0	.0	.0	.0	.0	.0	.0	.0
52. American Samoa	AS	.N	.0	.0	.0	.0	.0	.0	.0	.0
53. Guam	GU	.N	.0	.0	.0	.0	.0	.0	.0	.0
54. Puerto Rico	PR	.N	.0	.0	.0	.0	.0	.0	.0	.0
55. U.S. Virgin Islands	VI	.N	.0	.0	.0	.0	.0	.0	.0	.0
56. Northern Mariana Islands	MP	.N	.0	.0	.0	.0	.0	.0	.0	.0
57. Canada	CAN	.N	.0	.0	.0	.0	.0	.0	.0	.0
58. Aggregate Other Aliens	OT	.XXX	.0	.0	.0	.0	.0	.0	.0	.0
59. Subtotal	.XXX	192,214,460	9,411,879,125	(12,435,956)	.0	.0	.0	.0	9,591,657,629	.0
60. Reporting Entity Contributions for Employee Benefit Plans	.XXX	.0	.0	.0	.0	.0	.0	.0	.0	.0
61. Totals (Direct Business)	.XXX	192,214,460	9,411,879,125	(12,435,956)	.0	.0	.0	.0	9,591,657,629	.0
DETAILS OF WRITE-INS										
58001.	.XXX									
58002.	.XXX									
58003.	.XXX									
58998. Summary of remaining write-ins for Line 58 from overflow page	.XXX	.0	.0	.0	.0	.0	.0	.0	.0	.0
58999. Totals (Lines 58001 through 58003 plus 58998)(Line 58 above)	.XXX	.0	.0	.0	.0	.0	.0	.0	.0	.0

(a) Active Status Counts:

- 1. L - Licensed or Chartered - Licensed insurance carrier or domiciled RRG..... 22
- 2. R - Registered - Non-domiciled RRGs..... 0
- 3. E - Eligible - Reporting entities eligible or approved to write surplus lines in the state. .... 0
- 4. Q - Qualified - Qualified or accredited reinsurer..... 0
- 5. N - None of the above - Not allowed to write business in the state..... 35

Premiums are allocated by state based on geographic market.

**SCHEDULE Y – INFORMATION CONCERNING ACTIVITIES OF INSURER MEMBERS OF A HOLDING COMPANY GROUP**  
**PART 1 - ORGANIZATIONAL CHART**



**SCHEDULE Y – INFORMATION CONCERNING ACTIVITIES OF INSURER MEMBERS OF A HOLDING COMPANY GROUP**  
**PART 1 - ORGANIZATIONAL CHART**

**UnitedHealth Group Incorporated**  
 (DE) 41-1321939

Continued from Previous Page

Continued on Next Page

**LHC Group, Inc.**  
 71-0918189  
 (DE) BU----- 100%

**Change Healthcare Intermediate Holdings, Inc.**  
 45-3637667  
 (DE) BU 41512 100%

**Change Healthcare Holdings, Inc.**  
 20-5799664  
 (DE) BU 41513 100%

**Change Healthcare Operations, LLC**  
 20-5731067  
 (DE) BU 41518 100%

**Change Healthcare Practice Management Group, Inc.**  
 51-0370121  
 (DE) BU 41514 100%

**Change Healthcare Practice Management Solutions, Inc.**  
 23-2939847  
 (DE) BU 41515 100%

**Change Healthcare Business Fulfillment, LLC**  
 20-2058917  
 (DE) BU 41521 100%

**Change Healthcare Solutions, LLC**  
 20-5716594  
 (DE) BU 41522 100%

**Change Healthcare Correspondence Services, Inc.**  
 16-1744317  
 (TX) BU 41520 100%

**Change Healthcare Practice Management Solutions Investments, Inc.**  
 23-2939843  
 (DE) BU 41516 100%

**Change Encircle, LLC**  
 81-2173507  
 (DE) BU 41524 100%

**Change Healthcare Payer Payment Integrity, LLC**  
 26-3014624  
 (DE) BU 41533 100%

**National Decision Support Company, LLC**  
 45-4473815  
 (DE) BU 41550 100%

**Change Healthcare Resources Holdings, Inc.**  
 27-4334265  
 (DE) BU 41537 100%

**TTCP-SR Holdings, Inc.**  
 81-3354819  
 (DE) BU 41552 100%

**Change Healthcare Ireland Limited**  
 XX-xxxxxx  
 (Ireland) BU 41525 100%

**eRx Network Holdings Inc.**  
 81-4973066  
 (DE) BU 41544 100%

**MED 3000 Health Solutions of the Virginias, L.L.C. (3)**  
 31-1513127  
 (VA) BU 41555 51%

**Change Healthcare Communications, LLC**  
 20-5716738  
 (DE) BU 41534 100%

**Change Healthcare Pharmacy Solutions, Inc.**  
 01-0475134  
 (ME) BU 41523 100%

**Vieosoft, Inc**  
 27-1693889  
 (WA) BU 41535 100%

**Change healthcare Philippines, Inc.**  
 008-417-196-000  
 BU 41538  
 (Philippines) 100%

**Vision NewCo, LLC**  
 85-2408007  
 (DE) BU 41553 100%

**Change Healthcare Canada Company**  
 12-1618664  
 BU 41528  
 (Canada) 100%

**Change Healthcare Israel Ltd.**  
 98-0498566  
 (Israel) BU 41526 100%

**eRx Network, LLC**  
 37-1838630  
 (DE) BU 41545 100%

**MED3000 Health Solutions Southeast (4)**  
 52-2039280  
 (FL) BU 41517 50%

**Change Healthcare Engagement Solutions, Inc.**  
 26-1147719  
 (DE) BU 41536 100%

**HCI Aquisition Corp.**  
 13-4143595  
 (NY) BU 41551 100%

**Change Healthcare Resources LLC**  
 27-2872345  
 (DE) BU 41540 100%

**Change Healthcare Ireland Solutions Limited**  
 x-xxxxxx  
 (Ireland) BU 41527 100%

**Change Healthcare UK Holdings Limited**  
 98-1141129  
 BU 41530  
 (United Kingdom) 100%

**Freedom Data Systems, Inc.**  
 02-0348012  
 (NH) BU 41546 100%

**PDX, Inc.**  
 75-2103975  
 (TX) BU 41547 100%

**Change Healthcare eRx Canada, Inc.**  
 85532 5494  
 (Canada) BU 41532 100%

**Change Healthcare Imaging Australia Pty Limited**  
 BU 41531  
 (Australia) 100%

**Change Healthcare Puerto Rico, LLC**  
 27-1463418  
 (DE) BU 41542 100%

**Change Healthcare Resources IPA, LLC**  
 38-4120853  
 (WA) BU 41543 100%

**Change Healthcare Advocates, LLC**  
 46-0809500  
 (DE) BU 41541 100%

**National Health Information Network, Inc.**  
 75-2441699  
 (TX) BU 41548 100%

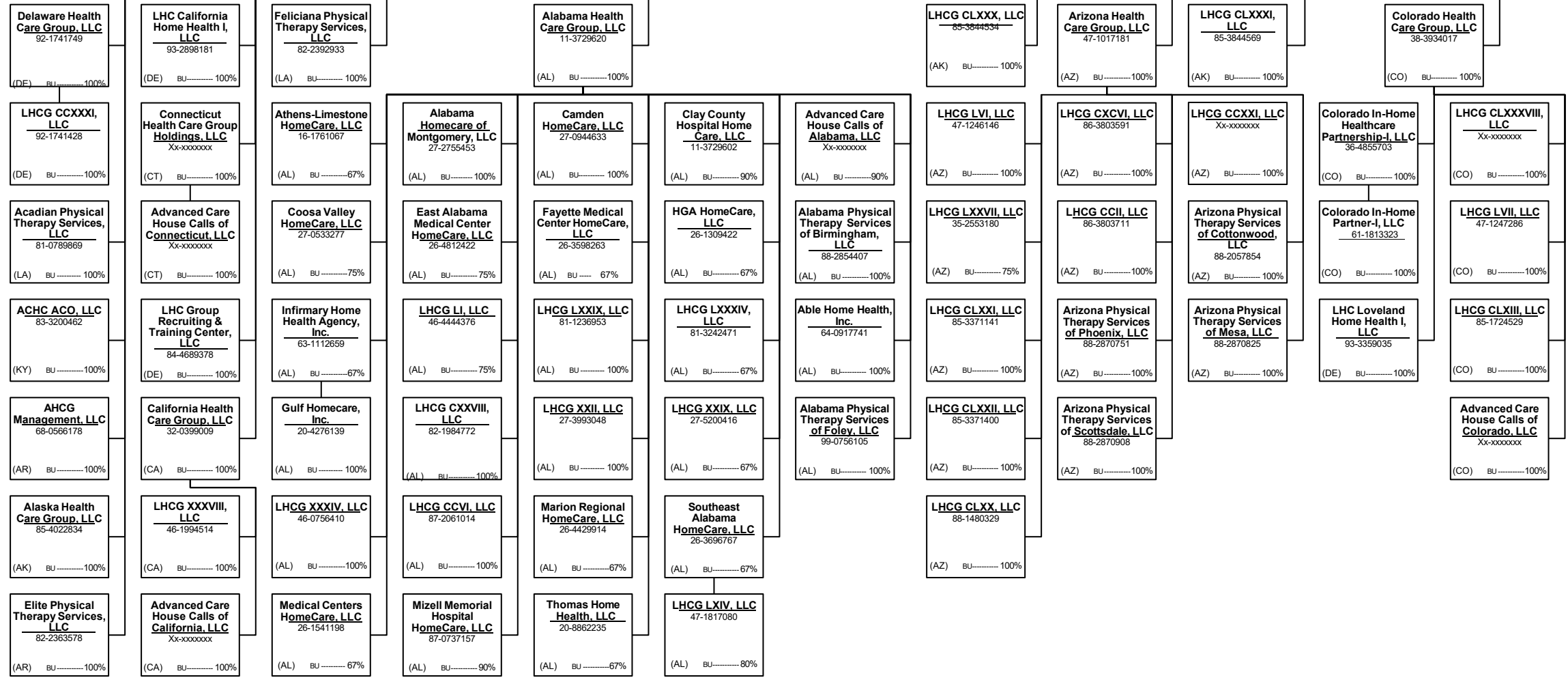
**SCHEDULE Y – INFORMATION CONCERNING ACTIVITIES OF INSURER MEMBERS OF A HOLDING COMPANY GROUP**  
**PART 1 - ORGANIZATIONAL CHART**

**UnitedHealth Group Incorporated**  
 (DE) 41-1321939

Continued from Previous Page

Continued on Next Page

**LHC Group, Inc.**  
 71-0918189  
 (DE) BU 42060 100%



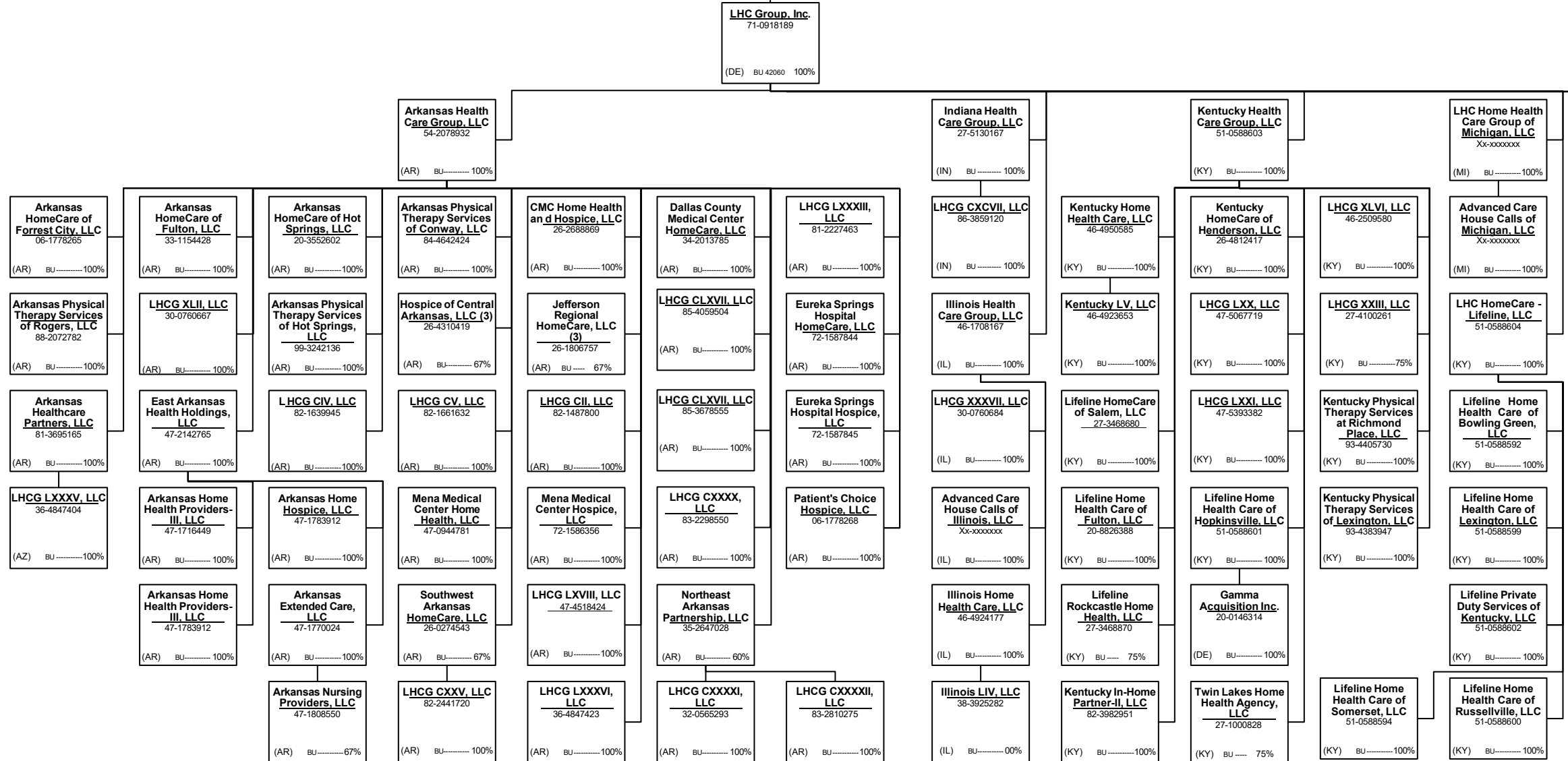
152

**SCHEDULE Y – INFORMATION CONCERNING ACTIVITIES OF INSURER MEMBERS OF A HOLDING COMPANY GROUP**  
**PART 1 - ORGANIZATIONAL CHART**

<b>UnitedHealth Group Incorporated</b>	
( DE )	41-1321939

Continued from Previous Page

Continued on Next Page



153



**SCHEDULE Y – INFORMATION CONCERNING ACTIVITIES OF INSURER MEMBERS OF A HOLDING COMPANY GROUP**  
**PART 1 - ORGANIZATIONAL CHART**

**UnitedHealth Group Incorporated**  
 (DE) 41-1321939

**LHC Group, Inc.**  
 71-0918189  
 (DE) BU 42060 100%

**Georgia Health Care Group, LLC**  
 04-3826206  
 (GA) BU 100%

**LHC Health Care Group of Florida, LLC**  
 20-3840328  
 (FL) BU 100%

**LHCG CCXXVII, LLC**  
 88-3285752  
 (GA) BU 100%

**Georgia HomeCare of Harris, LLC**  
 38-3749123  
 (GA) BU 100%

**LHCG LXXIV, LLC**  
 81-1105754  
 (GA) BU 100%

**LHCG XL, LLC**  
 46-2509518  
 (GA) BU 100%

**Northwest Georgia Home Health, LLC**  
 27-1803583  
 (GA) BU 75%

**LHCG CCXXVI, LLC**  
 88-3281766  
 (GA) BU 100%

**Advanced Care House Calls of Florida, LLC**  
 30-1111990  
 (FL) BU 100%

**Florida Physical Therapy Services of Miramar, LLC**  
 85-2890611  
 (FL) BU 100%

**Florida Physical Therapy Services of Panama City, LLC**  
 85-2890874  
 (FL) BU 100%

**LHCG XIX, LLC**  
 27-3529253  
 (FL) BU 75%

**Munroe Regional HomeCare, LLC**  
 77-0670885  
 (FL) BU 51%

**Florida Physical Therapy Services of Orlando, LLC**  
 87-2819939  
 (FL) BU 100%

**Atlantic Homecare, Inc.**  
 58-1811794  
 (GA) BU 100%

**Eastern Georgia Partnership, LLC**  
 85-2462743  
 (GA) BU 75%

**LHCG CLVIII, LLC**  
 84-4811662  
 (GA) BU 100%

**Halcyon Healthcare, LLC**  
 27-4237248  
 (DE) BU 100%

**Advanced Care House Calls of Georgia, LLC**  
 Xx-xxxxxx  
 (GA) BU 100%

**Floyd HomeCare, LLC**  
 37-1533134  
 (GA) BU 75%

**Central Florida Partnership, LLC**  
 84-4741808  
 (FL) BU 60%

**Florida Physical Therapy Services of Sarasota II, LLC**  
 85-4184074  
 (FL) BU 100%

**LHCG CCX, LLC**  
 87-2695298  
 (FL) BU 100%

**Florida Physical Therapy Services of Pensacola, LLC**  
 38-4077716  
 (FL) BU 100%

**Lifeline Home Health Care of Lady Lake, LLC**  
 314-1975227  
 (FL) BU 100%

**Florida Physical Therapy Services of Sun City, LLC**  
 88-2870661  
 (FL) BU 100%

**Atlantic Homeaid, Inc.**  
 58-1863635  
 (GA) BU 100%

**Augusta Home Care Services LLC**  
 26-3389004  
 (DE) BU 100%

**LHCG LXXV, LLC**  
 Xx-xxxxxx  
 (GA) BU 100%

**Altus Hospice of Georgia, LLC**  
 45-3437288  
 (DE) BU 100%

**Community Hospice, LLC**  
 20-0896023  
 (MS) BU 100%

**LHCG CCXXVIII, LLC**  
 88-3303273  
 (GA) BU 100%

**Bayfront HMA Home Health LLC**  
 46-1642468  
 (FL) BU 100%

**LHCG CLIII, LLC**  
 84-4776234  
 (FL) BU 100%

**Florida Physical Therapy Services of Ormond Beach, LLC**  
 87-2820055  
 (FL) BU 100%

**LHCG LXXXII, LLC**  
 61-1788793  
 (FL) BU 75%

**Florida Physical Therapy Services of Fort Myers, LLC**  
 86-3177130  
 (FL) BU 100%

**Florida Physical Therapy Services of Ocala, LLC**  
 88-2854101  
 (FL) BU 75%

**Ware Visiting Nurse Services, Inc.**  
 58-1811796  
 (GA) BU 100%

**LHCG CLXIV, LLC**  
 85-2474241  
 (GA) BU 100%

**Northeast Georgia Home Health II, LLC**  
 88-4214089  
 (GA) BU 100%

**Cornerstone Palliative and Hospice, LLC**  
 45-4845966  
 (MS) BU 67%

**Covenant Palliative and Hospice, LLC**  
 45-4845621  
 (MS) BU 100%

**LHCG CLIV, LLC**  
 84-4776384  
 (FL) BU 100%

**LHCG CLV, LLC**  
 84-4829877  
 (FL) BU 100%

**Florida Physical Therapy Services of Sarasota, LLC**  
 85-3733455  
 (FL) BU 100%

**Suncoast Healthcare Partnership, LLC**  
 Xx-xxxxxx  
 (FL) BU 60%

**Florida Physical Therapy Services of Gainesville, LLC**  
 86-1936043  
 (FL) BU 100%

**Lifeline Home Health Care of Lakeland, LLC**  
 14-1975232  
 (FL) BU 51%

**Chesterfield Visiting Nurses Services, Inc.**  
 57-0876493  
 (SC) BU 100%

**LHCG CLXV, LLC**  
 85-2474342  
 (GA) BU 100%

**Southern Georgia Partnership, LLC**  
 88-0998884  
 (GA) BU 75%

**Compassionate Hospice of Georgia, Inc.**  
 45-3245661  
 (DE) BU 100%

**Grace Hospice, LLC**  
 20-3301932  
 (GA) BU 100%

**LHCG CLVI, LLC**  
 84-4829979  
 (FL) BU 100%

**LHCG CLVII, LLC**  
 85-0778549  
 (FL) BU 100%

**Suncoast Partnership-I, LLC**  
 Xx-xxxxxx  
 (FL) BU 100%

**Suncoast Partnership-II, LLC**  
 Xx-xxxxxx  
 (FL) BU 100%

**Suncoast Partnership-III, LLC**  
 Xx-xxxxxx  
 (FL) BU 60%

**Lifeline Home Health Care of Marathon, LLC**  
 14-1975234  
 (FL) BU 100%

**Florence Visiting Nurses Services, Inc.**  
 57-0876491  
 (SC) BU 100%

**LHCG CLXVI, LLC**  
 85-2501394  
 (SC) BU 100%

**LHCG CCXXII, LLC**  
 88-0998942  
 (GA) BU 100%

**Compassionate Healthcare Management Group, Inc.**  
 20-4591877  
 (GA) BU 100%

**Halcyon Hospice of Aiken, LLC**  
 27-0380864  
 (FL) BU 100%

**LHCG CLXVIII, LLC**  
 85-0792455  
 (FL) BU 100%

**Suncoast Partnership-I, LLC**  
 Xx-xxxxxx  
 (FL) BU 100%

**Suncoast Partnership-II, LLC**  
 Xx-xxxxxx  
 (FL) BU 100%

**Suncoast Partnership-III, LLC**  
 Xx-xxxxxx  
 (FL) BU 100%

**Lifeline Home Health Care of Port Charlotte, LLC**  
 14-1975231  
 (FL) BU 100%

15.4

Continued from Previous Page

Continued on Next Page

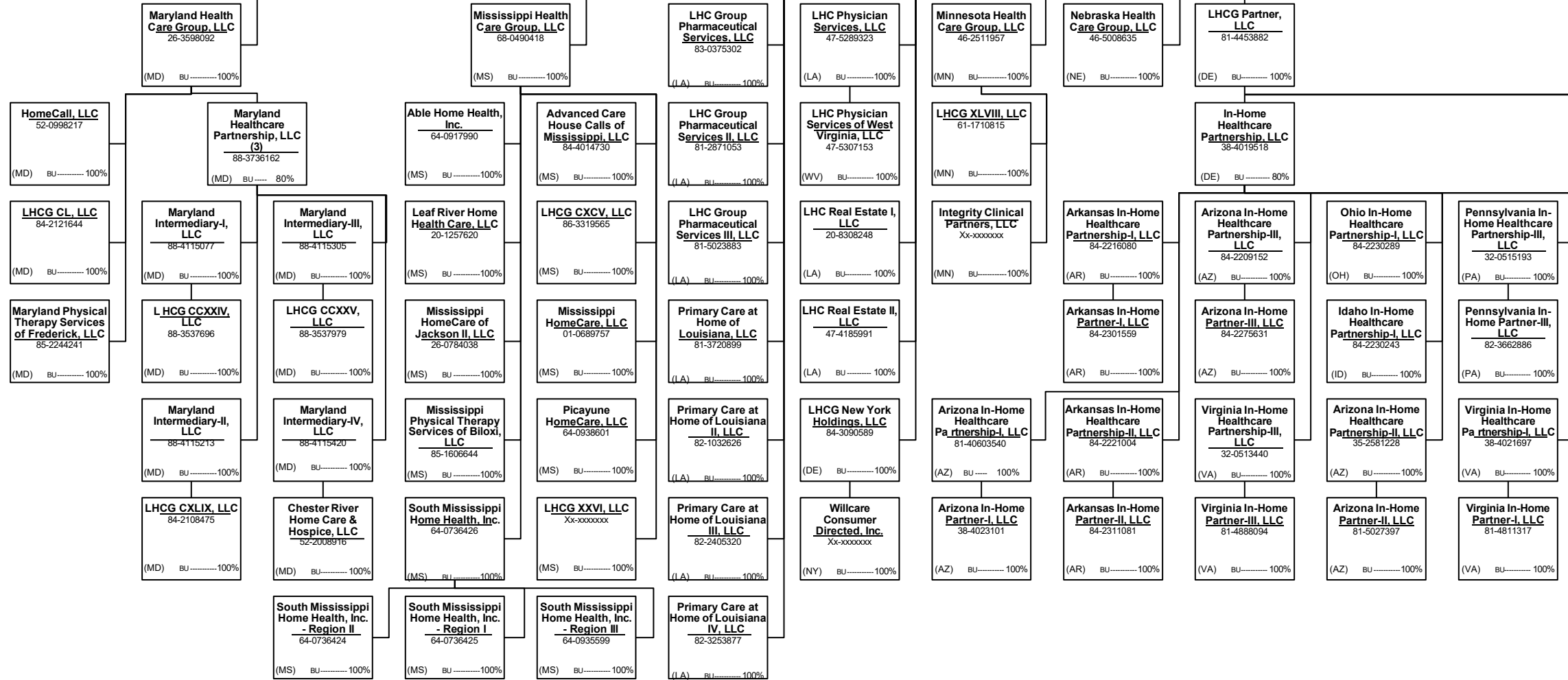
**SCHEDULE Y – INFORMATION CONCERNING ACTIVITIES OF INSURER MEMBERS OF A HOLDING COMPANY GROUP**  
**PART 1 - ORGANIZATIONAL CHART**

**UnitedHealth Group Incorporated**  
 ( DE ) 41-1321939

Continued from Previous Page

Continued on Next Page

**LHC Group, Inc.**  
 71-0918189  
 (DE) BU 42060 100%



15.5

**SCHEDULE Y – INFORMATION CONCERNING ACTIVITIES OF INSURER MEMBERS OF A HOLDING COMPANY GROUP**  
**PART 1 - ORGANIZATIONAL CHART**

**UnitedHealth Group Incorporated**  
 (DE) 41-1321939

Continued from Previous Page

Continued on Next Page

**LHC Group, Inc.**  
 71-0918189  
 (DE) BU-----100%

**LHCG Partner, LLC**  
 81-4453882  
 (DE) BU-----100%

**In-Home Healthcare Partnership, LLC**  
 38-4019518  
 (DE) BU-----80%

**Michigan In-Home Healthcare Partnership-II, LLC**  
 36-4857987  
 (MI) BU-----100%

**North Carolina In-Home Healthcare Partnership-IV, LLC**  
 35-2581142  
 (NC) BU-----100%

**In-Home Healthcare Partnership of Texas-I, LLC**  
 36-4854493  
 (TX) BU-----100%

**Kentucky In-Home Healthcare Partnership-II, LLC**  
 30-1017396  
 (KY) BU-----100%

**Michigan In-Home Healthcare Partnership-III, LLC**  
 38-4025399  
 (MI) BU-----100%

**North Carolina In-Home Healthcare Partnership-II, LLC**  
 38-4022047  
 (NC) BU-----100%

**North Carolina In-Home Healthcare Partnership-IX, LLC**  
 30-1107085  
 (NC) BU-----100%

**North Carolina In-Home Healthcare Partnership-VII, LLC**  
 61-1815577  
 (NC) BU-----100%

**Pennsylvania In-Home Healthcare Partnership-I, LLC**  
 30-0963243  
 (PA) BU-----100%

**Tennessee In-Home Healthcare Partnership-I, LLC**  
 36-4855333  
 (TN) BU-----100%

**Tennessee In-Home Healthcare Partnership-III, LLC**  
 61-1863937  
 (TN) BU-----100%

**Virginia In-Home Healthcare Partnership-II, LLC**  
 30-0961866  
 (VA) BU-----100%

**Michigan In-Home Partner-II, LLC**  
 30-0967541  
 (MI) BU-----100%

**North Carolina In-Home Partner-IV, LLC**  
 81-4914018  
 (NC) BU-----100%

**In-Home Partner of Texas-I, LLC**  
 35-2582227  
 (TX) BU-----100%

**Michigan In-Home Healthcare Partnership-I, LLC**  
 30-0965767  
 (MI) BU-----100%

**Michigan In-Home Partner-III, LLC**  
 81-5278498  
 (MI) BU-----100%

**North Carolina In-Home Partner-II, LLC**  
 81-4811792  
 (NC) BU-----100%

**North Carolina In-Home Partner-IX, LLC**  
 83-1304076  
 (NC) BU-----100%

**North Carolina In-Home Partner-VII, LLC**  
 81-5293415  
 (NC) BU-----100%

**Pennsylvania In-Home Partner-I, LLC**  
 82-2091703  
 (PA) BU-----100%

**Tennessee In-Home Partner-I, LLC**  
 81-4903487  
 (TN) BU-----100%

**Tennessee In-Home Partner-III, LLC**  
 82-3982817  
 (TN) BU-----100%

**Virginia In-Home Partner-II, LLC**  
 81-4811408  
 (VA) BU-----100%

**North Carolina In-Home Healthcare Partnership-I, LLC**  
 81-4801601  
 (NC) BU-----100%

**North Carolina In-Home Healthcare Partnership-VI, LLC**  
 32-0518535  
 (NC) BU-----100%

**Kentucky In-Home Healthcare Partnership-I, LLC**  
 36-4861510  
 (KY) BU-----100%

**Michigan In-Home Partner-I, LLC**  
 81-5275489  
 (MI) BU-----100%

**Michigan In-Home Healthcare Partnership-IV, LLC**  
 30-0965701  
 (MI) BU-----100%

**North Carolina In-Home Healthcare Partnership-III, LLC**  
 81-4829700  
 (NC) BU-----100%

**North Carolina In-Home Healthcare Partnership-V, LLC**  
 37-1848101  
 (NC) BU-----100%

**North Carolina In-Home Healthcare Partnership-VIII, LLC**  
 32-0573315  
 (NC) BU-----100%

**Pennsylvania In-Home Healthcare Partnership-II, LLC**  
 38-4022040  
 (PA) BU-----100%

**Tennessee In-Home Healthcare Partnership-II, LLC**  
 37-1843674  
 (TN) BU-----100%

**Tennessee In-Home Healthcare Partnership-IV, LLC**  
 85-1878206  
 (TN) BU-----100%

**LHCG CXXVII, LLC**  
 30-0993916  
 (VA) BU-----100%

**North Carolina In-Home Partner-I, LLC**  
 30-0996614  
 (NC) BU-----100%

**North Carolina In-Home Partner-VI, LLC**  
 81-5476171  
 (NC) BU-----100%

**Kentucky In-Home Partner-I, LLC**  
 35-2592972  
 (KY) BU-----100%

**Michigan In-Home Partner-IV, LLC**  
 81-5278983  
 (MI) BU-----100%

**North Carolina In-Home Partner-III, LLC**  
 30-0996677  
 (NC) BU-----100%

**North Carolina In-Home Partner-V, LLC**  
 81-5292449  
 (NC) BU-----100%

**North Carolina In-Home Partner-VIII, LLC**  
 83-1323380  
 (NC) BU-----100%

**Pennsylvania In-Home Partner-II, LLC**  
 81-4811929  
 (PA) BU-----100%

**Tennessee In-Home Partner-II, LLC**  
 81-4736011  
 (TN) BU-----100%

**Tennessee In-Home Partner-IV, LLC**  
 85-1877933  
 (TN) BU-----100%

**SCHEDULE Y – INFORMATION CONCERNING ACTIVITIES OF INSURER MEMBERS OF A HOLDING COMPANY GROUP**  
**PART 1 - ORGANIZATIONAL CHART**

**UnitedHealth Group Incorporated**  
 (DE) 41-1321939

Continued from Previous Page

Continued on Next Page

**LHC Group, Inc.**  
 71-0918189  
 (DE) BU-----100%

**LHCG Partner, LLC**  
 81-4453882  
 (DE) BU-----100%

**In-Home Healthcare Partnership, LLC**  
 38-4019518  
 (DE) BU-----80%

**LHCG Partner II, LLC**  
 82-1485228  
 (TX) BU-----100%

**Southwest Post-Acute Care Partnership, LLC**  
 61-1846018  
 (TX) BU-----60%

**Virginia In-Home Healthcare Partnership-IX, LLC**  
 32-0516972  
 (VA) BU-----100%

**Virginia In-Home Healthcare Partnership-VII, LLC**  
 37-1844686  
 (VA) BU-----100%

**Virginia In-Home Healthcare Partnership-XI, LLC**  
 36-4908131  
 (VA) BU-----100%

**Louisiana In-Home Healthcare Partnership-II, LLC**  
 36-4886826  
 (LA) BU-----100%

**Virginia In-Home Healthcare Partnership-VI, LLC**  
 37-1843673  
 (VA) BU-----100%

**Virginia In-Home Healthcare Partnership-IV, LLC**  
 61-1810641  
 (VA) BU-----100%

**GSHS Home Health, LLC**  
 16-1727633  
 (TX) BU-----100%

**LHCG CXXIII, LLC**  
 87-3155545  
 (LA) BU-----100%

**LHCG CIX, LLC**  
 82-2084222  
 (LA) BU-----100%

**LHCG CLI, LLC**  
 85-1221268  
 (TX) BU-----100%

**LHCG CVI, LLC**  
 82-2020284  
 (LA) BU-----100%

**LHCG CVII, LLC**  
 82-2044952  
 (LA) BU-----100%

**Virginia In-Home Partner-IX, LLC**  
 81-5294732  
 (VA) BU-----100%

**Virginia In-Home Partner-VII, LLC**  
 81-4888210  
 (VA) BU-----100%

**Virginia In-Home Partner-XI, LLC**  
 83-2040583  
 (VA) BU-----100%

**Louisiana In-Home Partner-II, LLC**  
 35-2616195  
 (LA) BU-----100%

**Virginia In-Home Partner-VI, LLC**  
 81-4737281  
 (VA) BU-----100%

**Virginia In-Home Partner-IV, LLC**  
 32-0516324  
 (VA) BU-----100%

**LHCG CXII, LLC**  
 82-2146037  
 (TX) BU-----100%

**LHCG CXIII, LLC**  
 82-2159030  
 (TX) BU-----100%

**LHCG CXIV, LLC**  
 82-2174970  
 (TX) BU-----100%

**LHCG CXXIII, LLC**  
 82-2301047  
 (GA) BU-----100%

**LHCG CX, LLC**  
 82-2098229  
 (LA) BU-----100%

**LHCG CXXVI, LLC**  
 88-0582397  
 (LA) BU-----100%

**Virginia In-Home Healthcare Partnership-V, LLC**  
 38-4020777  
 (VA) BU-----100%

**Virginia In-Home Healthcare Partnership-VIII, LLC**  
 61-1814029  
 (VA) BU-----100%

**Virginia In-Home Healthcare Partnership-XII, LLC**  
 86-2505437  
 (VA) BU-----100%

**Louisiana In-Home Healthcare Partnership-III, LLC**  
 35-2614777  
 (LA) BU-----100%

**Virginia In-Home Healthcare Partnership-X, LLC**  
 32-0580044  
 (VA) BU-----100%

**LHCG CXV, LLC**  
 82-2187727  
 (TX) BU-----100%

**LHCG CXVI, LLC**  
 82-2206275  
 (TX) BU-----100%

**LHCG CXVII, LLC**  
 82-2217874  
 (TX) BU-----100%

**Texas Health Care Group of Texarkana, LLC**  
 41-2076211  
 (TX) BU-----100%

**LHCG CCIII, LLC**  
 87-0969466  
 (LA) BU-----100%

**LHCG CXI, LLC**  
 82-2140184  
 (TX) BU-----100%

**Virginia In-Home Partner-V, LLC**  
 81-4737123  
 (VA) BU-----100%

**Virginia In-Home Partner-VIII, LLC**  
 81-5294131  
 (VA) BU-----100%

**Virginia In-Home Partner-XII, LLC**  
 86-2445798  
 (VA) BU-----100%

**Louisiana In-Home Partner-III, LLC**  
 82-4146470  
 (LA) BU-----100%

**Virginia In-Home Partner-X, LLC**  
 83-2555935  
 (VA) BU-----100%

**LHCG CXXIV, LLC**  
 82-2261569  
 (TX) BU-----100%

**LHCG CXXX, LLC**  
 82-2276690  
 (TX) BU-----100%

**LHCG CXXXI, LLC**  
 82-2469676  
 (TX) BU-----100%

**Marshall HomeCare, LLC**  
 02-0732705  
 (TX) BU-----100%

**LHCG CXXXIII, LLC**  
 32-0540219  
 (TX) BU-----100%

**LHCG CVIII, LLC**  
 82-1666299  
 (LA) BU-----100%

**LHC Lufkin Home Health I, LLC**  
 99-2735771  
 (TX) BU-----100%

**LHC Onalaska Home Health I, LLC**  
 99-2735959  
 (TX) BU-----100%

**LHCG CCXXXII, LLC**  
 82-2244399  
 (TX) BU-----100%


15.7

**SCHEDULE Y – INFORMATION CONCERNING ACTIVITIES OF INSURER MEMBERS OF A HOLDING COMPANY GROUP**  
**PART 1 - ORGANIZATIONAL CHART**

**UnitedHealth Group Incorporated**  
 (DE) 41-1321939

**LHC Group, Inc.**  
 71-0918189  
 (DE) BU 42060 100%

**Louisiana Health Care Group, LLC**  
 71-0917926  
 (LA) BU-----100%



15.8

Continued from Previous Page

Continued on Next Page

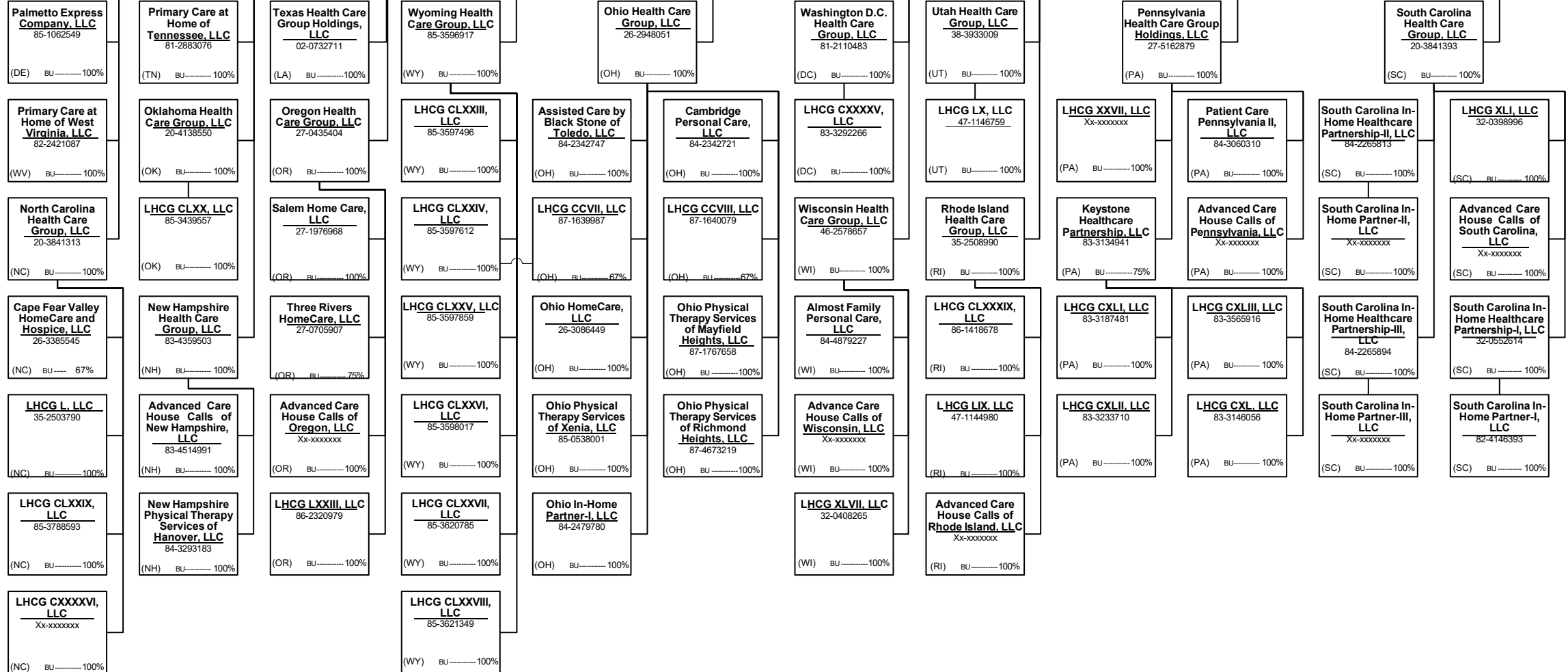
**SCHEDULE Y – INFORMATION CONCERNING ACTIVITIES OF INSURER MEMBERS OF A HOLDING COMPANY GROUP**  
**PART 1 - ORGANIZATIONAL CHART**

**UnitedHealth Group Incorporated**  
 ( DE ) 41-1321939

Continued from Previous Page

Continued on Next Page

**LHC Group, Inc.**  
 71-0918189  
 (DE) BU 42060 100%



**SCHEDULE Y – INFORMATION CONCERNING ACTIVITIES OF INSURER MEMBERS OF A HOLDING COMPANY GROUP**  
**PART 1 - ORGANIZATIONAL CHART**

**UnitedHealth Group Incorporated**  
 (DE) 41-1321939

Continued from Previous Page

Continued on Next Page

**LHC Group, Inc.**  
 71-0918189  
 (DE) BU 42060 100%

**Texas Health Care Group, LLC**  
 62-1850044  
 (TX) BU 100%

**Virginia Health Care Group, LLC**  
 06-1762010  
 (VA) BU 100%

**Washington Health Care Group, LLC**  
 26-3811771  
 (WA) BU 100%

**West Virginia Health Care Group, LLC**  
 87-0748651  
 (WV) BU 100%

**Idaho Health Care Group, LLC**  
 27-2498964  
 (ID) BU 100%

**Massachusetts Health Care Group, LLC**  
 38-3932998  
 (MA) BU 100%

**LHC CXCI, LLC**  
 86-2900948  
 (TX) BU 100%

**Red River HomeCare, LLC**  
 81-0627339  
 (TX) BU 100%

**LHCG CCI, LLC**  
 87-1012762  
 (VA) BU 100%

**Virginia HomeCare, LLC**  
 06-1762015  
 (VA) BU 100%

**Assured Capital Partners, Inc.**  
 88-0369557  
 (NV) BU 100%

**Washington HomeCare and Hospice of Central Basin, LLC**  
 26-4568497  
 (WA) BU 100%

**Preston Memorial HomeCare, LLC**  
 27-1446056  
 (WV) BU 100%

**LHCG LXXXVII, LLC**  
 37-1847660  
 (WV) BU 90%

**Grant Memorial HomeCare and Hospice, LLC**  
 26-2578433  
 (WV) BU 67%

**Boone Memorial HomeCare, LLC**  
 20-8826558  
 (WV) BU 100%

**LHCG XVII, LLC**  
 27-2544802  
 (ID) BU 100%

**Advanced Care House Calls of Massachusetts, LLC**  
 83-2914026  
 (MA) BU 100%

**LHC CXCV, LLC**  
 86-2947633  
 (TX) BU 100%

**Texas Health Care Group of The Golden Triangle, LLC**  
 27-0075424  
 (TX) BU 81.25%

**LHCG CCIV, LLC**  
 87-2102125  
 (VA) BU 100%

**Advanced Care House Calls of Virginia, LLC**  
 Xx-xxxxxx  
 (VA) BU 100%

**Northwest Healthcare Alliance, Inc.**  
 91-1738970  
 (WA) BU 100%

**Advanced Care House Calls of Washington, LLC**  
 Xx-xxxxxx  
 (WA) BU 100%

**St. Mary's Medical Center Home Health Services, LLC**  
 26-0730248  
 (WV) BU 67%

**LHCG LXXXIX, LLC**  
 81-5300843  
 (WV) BU 100%

**Housecalls Home Health and Hospice, LLC**  
 37-1533130  
 (WV) BU 100%

**Home Care Plus, Inc.**  
 55-0668235  
 (WV) BU 100%

**LHCG XXI, LLC**  
 27-3529180  
 (ID) BU 100%

**LHCG CXCVII, LLC**  
 86-2320979  
 (MA) BU 100%

**Rivercrest Home Health Care, Inc.**  
 46-0504059  
 (TX) BU 100%

**LHCG CLIX, LLC**  
 Xx-xxxxxx  
 (TX) BU 100%

**LHCG CXCVI, LLC**  
 87-0821919  
 (VA) BU 100%

**LHCG LXXX, LLC**  
 Xx-xxxxxx  
 (VA) BU 100%

**LHCG LXIII, LLC**  
 61-1739528  
 (WA) BU 100%

**LHCG CLXXXV, LLC**  
 85-3845250  
 (WA) BU 100%

**Wetzel County HomeCare, LLC**  
 26-0274385  
 (WV) BU 100%

**LHCG XCI, LLC**  
 81-5322329  
 (OH) BU 100%

**West Virginia HomeCare, LLC**  
 26-3043290  
 (WV) BU 83.3%

**LHCG LII, LLC**  
 46-4704340  
 (WV) BU 100%

**Advanced Care House Calls of Idaho, LLC**  
 Xx-xxxxxx  
 (ID) BU 100%

**Massachusetts Physical Therapy Services of Framingham, LLC**  
 88-2854292  
 (MA) BU 100%

**Texas Physical Therapy Services of Burleson, LLC**  
 88-2072971  
 (TX) BU 100%

**Home Care Connections, Inc.**  
 33-1025322  
 (TX) BU 100%

**Texas Physical Therapy Services of Tyler, LLC**  
 99-2611865  
 (TX) BU 100%

**LHCG CXCVIII, LLC**  
 87-0821493  
 (VA) BU 100%

**Northwest Washington Home Health, Inc.**  
 27-0555075  
 (WA) BU 100%

**LHCG CLXXXVI, LLC**  
 85-3864696  
 (WA) BU 100%

**LHC HomeCare of West Virginia LLC**  
 26-3042468  
 (WV) BU 100%

**LHCG XC, LLC**  
 81-5306967  
 (WV) BU 100%

**West Virginia Physical Therapy Services of Charleston, LLC**  
 83-3393205  
 (WV) BU 100%

**Princeton Community HomeCare, LLC**  
 83-0474005  
 (WV) BU 67%

**Idaho In-Home Partner-I, LLC**  
 84-2311184  
 (ID) BU 100%

**Massachusetts Physical Therapy Services of Quincy Bay, LLC**  
 88-2058110  
 (MA) BU 100%

**Texas Physical Therapy Services of Baytown, LLC**  
 86-3380429  
 (TX) BU 100%

**LHCG CCXXXIV, LLC**  
 92-3832140  
 (TX) BU 100%

**LHCG XXXIII, LLC**  
 45-4894023  
 (TX) BU 70%

**LHCG CXCVII, LLC**  
 87-0821493  
 (VA) BU 100%

**Northwest Washington Home Health, Inc.**  
 27-0555075  
 (WA) BU 100%

**LHCG CLXXXVII, LLC**  
 85-3864696  
 (WA) BU 100%

**Jackson County Home Health, LLC**  
 26-3042590  
 (WV) BU 100%

**LHCG XCII, LLC**  
 81-5344998  
 (OH) BU 100%

**West Virginia Physical Therapy Services of Charleston, LLC**  
 83-3393205  
 (WV) BU 100%

**Roane HomeCare, LLC**  
 41-2219637  
 (WV) BU 100%

**Kambros, LLC**  
 84-4763920  
 (ID) BU 100%

**LHCG LVIII, LLC**  
 47-1271229  
 (MA) BU 100%

**Advanced Care House Calls of Texas, LLC**  
 Xx-xxxxxx  
 (TX) BU 100%

**LHCG CCXXXV, LLC**  
 92-3828235  
 (TX) BU 100%

**LHCG CXXXVII, LLC**  
 38-4052246  
 (TX) BU 100%

**Northwest Washington Home Health, Inc.**  
 27-0555075  
 (WA) BU 100%

**LHCG CLXXXVIII, LLC**  
 85-3864696  
 (WA) BU 100%

**Mountaineer HomeCare, LLC**  
 26-3042733  
 (WV) BU 100%

**HNH Birdie One, LLC**  
 85-2016675  
 (ID) BU 100%

**Heart 'n Home Hospice and Palliative Care, LLC**  
 52-2440817  
 (ID) BU 100%

**SCHEDULE Y – INFORMATION CONCERNING ACTIVITIES OF INSURER MEMBERS OF A HOLDING COMPANY GROUP**  
**PART 1 - ORGANIZATIONAL CHART**

**UnitedHealth Group Incorporated**  
 (DE) 41-1321939

Continued from Previous Page

Continued on Next Page

**LHC Group, Inc.**  
 71-0918189  
 (DE) BU 42060 100%

**Tennessee Health Care Group, LLC**  
 20-3427231  
 (TN) BU 100%

**LHC HomeCare of Tennessee, LLC**  
 26-2678253  
 (TN) BU 100%

**LHCG LXII, LLC**  
 32-0442009  
 (TN) BU 100%

**LHCG LXXXVIII, LLC**  
 30-0965267  
 (TN) BU 67%

**Tennessee Physical Therapy Services of Kingsport, LLC**  
 83-2129924  
 (TN) BU 100%

**Advanced Care House Calls of Tennessee, LLC**  
 Xx-xxxxxx  
 (TN) BU 100%

**Tennessee Physical Therapy Services of Knoxville, LLC**  
 83-2743288  
 (TN) BU 100%

**Innovative Senior Care Home Health of Rhode Island, LLC**  
 45-2502463  
 (DE) BU 100%

**Health at Home Holdings, LLC**  
 87-0934507  
 (DE) BU 100%

**Elk Valley Professional Affiliates, Inc.**  
 62-1193858  
 (TN) BU 100%

**Lifeline Home Health Care of Springfield, LLC**  
 20-8826801  
 (TN) BU 100%

**Arkansas Home Health Providers-IV, LLC**  
 47-1754828  
 (AR) BU 100%

**LHCG C, LLC**  
 82-1229536  
 (MS) BU 100%

**Tennessee Physical Therapy Services of Mt. Juliet, LLC**  
 86-2321464  
 (TN) BU 100%

**Tennessee Physical Therapy Services of Memphis, LLC**  
 87-2087086  
 (TN) BU 100%

**West Tennessee HomeCare, LLC**  
 26-2947894  
 (TN) BU 67%

**Health at Home Holdings - Charlotte, LLC**  
 87-1136405  
 (DE) BU 100%

**Health at Home Holdings - Alabama, LLC**  
 87-1045915  
 (DE) BU 100%

**Health at Home Holdings - Albuquerque, LLC**  
 87-1045845  
 (DE) BU 100%

**Health at Home Holdings - Arizona, LLC**  
 87-1284003  
 (DE) BU 100%

**Health at Home Holdings - Boston, LLC**  
 87-1166127  
 (DE) BU 100%

**Cedar Creek Home Health Care Agency, LLC**  
 62-1358032  
 (TN) BU 100%

**LHCG CXXXIV, LLC**  
 35-2605467  
 (TN) BU 75%

**LHCG CLXII, LLC**  
 85-2210023  
 (TN) BU 100%

**LHCG XCIII, LLC**  
 81-5266120  
 (TN) BU 100%

**University of TN Medical Center HomeCare Services, LLC**  
 20-8912707  
 (TN) BU 67%

**Woods Home Health, LLC**  
 27-1260681  
 (TN) BU 100%

**Lifeline Home Health Care of Union City, LLC**  
 06-1793261  
 (TN) BU 100%

**Innovative Senior Care Home Health of Charlotte, LLC**  
 27-4318872  
 (DE) BU 100%

**Innovative Senior Care Home Health of Alabama, LLC**  
 30-0781533  
 (DE) BU 100%

**Innovative Senior Care Home Health of Albuquerque, LLC**  
 27-2065054  
 (DE) BU 100%

**Nurse on Call of Arizona, LLC**  
 38-3904633  
 (DE) BU 100%

**Innovative Senior Care Home Health of Boston, LLC**  
 26-3445981  
 (DE) BU 100%

**Elk Valley Health Services, LLC**  
 62-1204869  
 (TN) BU 100%

**LHCG CXXXV, LLC**  
 38-4049207  
 (TN) BU 100%

**LHCG XCIV, LLC**  
 81-5274714  
 (TN) BU 100%

**LHCG XCIX, LLC**  
 81-5377954  
 (MS) BU 100%

**LHCG CXXXII, LLC**  
 37-1866838  
 (TN) BU 100%

**HMC Home Health, LLC**  
 27-1362827  
 (TN) BU 75%

**Lifeline of West Tennessee, LLC**  
 26-0609961  
 (TN) BU 100%

**Health at Home Holdings - Detroit, LLC**  
 87-1107918  
 (DE) BU 100%

**Health at Home Holdings - Durham, LLC**  
 87-1166046  
 (DE) BU 100%

**Health at Home Holdings - Edmond, LLC**  
 87-1136266  
 (DE) BU 100%

**Health at Home Holdings - High Point, LLC**  
 87-1165951  
 (DE) BU 100%

**Gericare, LLC**  
 62-1160679  
 (TN) BU 100%

**LHCG CXXXVI, LLC**  
 38-4049205  
 (TN) BU 100%

**LHCG XCV, LLC**  
 81-5297025  
 (TN) BU 100%

**LHCG XCVI, LLC**  
 81-5306890  
 (TN) BU 100%

**LHCG CXXXIII, LLC**  
 32-0540219  
 (TN) BU 100%

**Innovative Senior Care Home Health of Hartford, LLC**  
 45-2502527  
 (DE) BU 100%

**Medical Center Home Health, LLC**  
 26-2947990  
 (TN) BU 100%

**Innovative Senior Care Home Health of Detroit, LLC**  
 26-2611755  
 (DE) BU 100%

**Innovative Senior Care Home Health of Durham, LLC**  
 27-2620181  
 (DE) BU 100%

**Innovative Senior Care Home Health of Edmond, LLC**  
 27-2619513  
 (DE) BU 100%

**Innovative Senior Care Home Health of High Point, LLC**  
 45-2952600  
 (DE) BU 100%

**Elk Valley Home Health Care Agency, LLC**  
 62-1193854  
 (TN) BU 100%

**LHCG CXI, LLC**  
 86-1394064  
 (TN) BU 100%

**LHCG XCVII, LLC**  
 81-5322529  
 (TN) BU 100%

**LHCG XCVIII, LLC**  
 81-5345526  
 (MS) BU 100%

**Morristown-Hamblen HomeCare and Hospice, LLC**  
 26-2792774  
 (TN) BU 100%

**LHCG CXXIV, LLC**  
 87-3076026  
 (RI) BU 100%

**LHCG CCXXX, LLC**  
 92-0578697  
 (TN) BU 100%



**SCHEDULE Y – INFORMATION CONCERNING ACTIVITIES OF INSURER MEMBERS OF A HOLDING COMPANY GROUP**  
**PART 1 - ORGANIZATIONAL CHART**

**UnitedHealth Group Incorporated**  
 (DE) 41-1321939

**LHC Group, Inc.**  
 71-0918189  
 (DE) BU 42060 100%

**Tennessee Health Care Group, LLC**  
 20-3427231  
 (TN) BU 100%

**Missouri Health Care Group, LLC**  
 61-1495255  
 (MO) BU 100%

**New Mexico Health Care Group, LLC**  
 Xx-xxxxxx  
 (NM) BU 100%

**New Jersey Health Care Group, LLC**  
 87-3033261  
 (NJ) BU 100%

**Nevada Health Care Group, LLC**  
 35-2465420  
 (NV) BU 100%

**Health at Home Holdings, LLC**  
 87-0934507  
 (TN) BU 100%

**Access Hospice, LLC**  
 27-1366872  
 (MO) BU 100%

**Missouri Physical Therapy Services of Creve Coeur, LLC**  
 88-3684122  
 (MO) BU 100%

**Advanced Care House Calls of New Mexico, LLC**  
 Xx-xxxxxx  
 (NM) BU 100%

**LHCG CCIX, LLC**  
 88-3216389  
 (NJ) BU 100%

**LHCG CLII, LLC**  
 84-3325549  
 (NV) BU 100%

15.12

**Health at Home Hospice - Indianapolis, LLC**  
 87-0862398  
 (DE) BU 100%

**Health at Home Hospice - Columbus, LLC**  
 87-0999298  
 (DE) BU 100%

**Health at Home Hospice - Sacramento, LLC**  
 86-4005194  
 (DE) BU 100%

**Brookdale Hospice of Philadelphia, LLC**  
 46-2849765  
 (DE) BU 100%

**Health at Home Hospice - Chicago, LLC**  
 87-0835646  
 (DE) BU 100%

**Health at Home Hospice - Cleveland, LLC**  
 87-0999405  
 (DE) BU 100%

**Health at Home Therapy - New Jersey, LLC**  
 87-0934773  
 (DE) BU 100%

**LHCG LXV, LLC**  
 47-2557600  
 (MO) BU 70%

**LHCG CXXXIII, LLC**  
 83-0681232  
 (MO) BU 80%

**New Mexico Physical Therapy Services of Albuquerque, LLC**  
 88-2854505  
 (NM) BU 100%

**LHCG CCXV, LLC**  
 87-4106973  
 (NJ) BU 100%

**LHCG XXXIX, LLC**  
 37-1711510  
 (NV) BU 100%

**Health at Home Holdings - Portland, LLC**  
 87-1108061  
 (DE) BU 100%

**Health at Home Holdings - Seattle Metro, LLC**  
 87-1043804  
 (DE) BU 100%

**Health at Home Holdings - Sonoma, LLC**  
 87-0915049  
 (DE) BU 100%

**Health at Home Holdings - St. Louis, LLC**  
 87-0915245  
 (DE) BU 100%

**Health at Home Hospice - Dayton, LLC**  
 87-0967261  
 (DE) BU 100%

**Health at Home Hospice - Detroit, LLC**  
 86-4005353  
 (DE) BU 100%

**Health at Home Holdings - Ohio, LLC**  
 87-1189068  
 (DE) BU 100%

**LHCG LXIX, LLC**  
 47-5422639  
 (MO) BU 90%

**LHCG CXLVIII, LLC**  
 83-4482875  
 (MO) BU 80%

**LHCG CCXVII, LLC**  
 88-2549028  
 (NJ) BU 100%

**LHCG CXXXIX, LLC**  
 82-5174891  
 (NV) BU 75%

**Innovative Senior Care Home Health of Portland, LLC**  
 26-2863172  
 (DE) BU 100%

**Health at Home - Seattle Metro, LLC**  
 87-0862570  
 (DE) BU 100%

**Health at Home - Sonoma, LLC**  
 86-4004991  
 (DE) BU 100%

**Innovative Senior Care Home Health of St. Louis, LLC**  
 26-3445898  
 (DE) BU 100%

**Health at Home Hospice - Minnesota, LLC**  
 87-0835290  
 (DE) BU 100%

**Health at Home Hospice - Phoenix, LLC**  
 87-0862211  
 (DE) BU 100%

**Innovative Senior Care Home Health of Ohio, LLC**  
 26-1736377  
 (DE) BU 100%

**LHCG XXV, LLC**  
 27-4604406  
 (MO) BU 100%

**LHCG CXCI, LLC**  
 86-2876981  
 (MO) BU 100%

**LHCG CCXI, LLC**  
 87-3086258  
 (NJ) BU 75%

**LHCG CXXXVIII, LLC**  
 82-4394415  
 (NV) BU 100%

**Health at Home Holdings - Indianapolis, LLC**  
 87-1108127  
 (DE) BU 100%

**Health at Home Holdings - Philadelphia, LLC**  
 87-1108256  
 (DE) BU 100%

**Health at Home Holdings - Chicago, LLC**  
 87-1095513  
 (DE) BU 100%

**Health at Home Hospice - Portland, LLC**  
 87-0835486  
 (DE) BU 100%

**ISCHH of Minneapolis Holdings, LLC**  
 87-0915370  
 (DE) BU 100%

**Health at Home Therapy - Atlanta, LLC**  
 87-1080305  
 (DE) BU 100%

**Health at Home Holdings - Tulsa, LLC**  
 87-1136169  
 (DE) BU 100%

**Southwest Missouri HomeCare, LLC**  
 26-1496237  
 (MO) BU 100%

**LHCG CXLVI, LLC**  
 83-4387481  
 (MO) BU 100%

**LHCG CXLV, LLC**  
 83-3452180  
 (NJ) BU 100%

**LHCG CCXII, LLC**  
 Xx-xxxxxx  
 (NJ) BU 100%

**LHCG CXXXIV, LLC**  
 38-4085343  
 (NV) BU 100%

**Innovative Senior Care Home Health of Indianapolis, LLC**  
 26-3285980  
 (DE) BU 100%

**Innovative Senior Care Home Health of Philadelphia, LLC**  
 27-2399264  
 (DE) BU 100%

**Innovative Senior Care Home Health of Chicago, LLC**  
 27-0329830  
 (DE) BU 100%

**Health at Home Therapy - Greenville, LLC**  
 87-0999492  
 (DE) BU 100%

**Innovative Senior Care Home Health of Minneapolis, LLC**  
 26-3445808  
 (DE) BU 100%

**Health at Home Therapy - Knoxville, LLC**  
 87-0967144  
 (DE) BU 100%

**Innovative Senior Care Home Health of Tulsa, LLC**  
 27-4586855  
 (DE) BU 100%

**LHCG CXLVII, LLC**  
 83-4414219  
 (MO) BU 100%

**LHCG CXLIV, LLC**  
 83-3472384  
 (NJ) BU 100%

**LHCG CCXVIII, LLC**  
 88-4310496  
 (NJ) BU 100%

Continued from Previous Page

Continued on Next Page

Continued from Previous Page

**SCHEDULE Y – INFORMATION CONCERNING ACTIVITIES OF INSURER MEMBERS OF A HOLDING COMPANY GROUP**  
**PART 1 - ORGANIZATIONAL CHART**

**UnitedHealth Group Incorporated**  
 (DE) 41-1321939

Continued from Previous Page

Continued on Next Page

**LHC Group, Inc.**  
 71-0918189  
 (DE) BU 42060 100%

**Almost Family, Inc.**  
 06-1153720  
 (DE) BU -----100%

**AFAM Acquisition, LLC**  
 26-2866404  
 (KY) BU -----100%

**Adult Day Care of America, Inc.**  
 06-1207175  
 (DE) BU -----100%

**Imperium Health Management, LLC**  
 45-2788800  
 (KY) BU -----100%

**Ingenios Health Holdings, Inc.**  
 46-0896098  
 (DE) BU -----100%

**National Health Industries, Inc.**  
 61-0997496  
 (KY) BU -----90%

**Patient Care, Inc.**  
 22-2088938  
 (DE) BU -----100%

**AFAM Sub I, LLC**  
 83-3778263  
 (DE) BU -----100%

**ACO Clinical Partners, LLC**  
 47-4049515  
 (KY) BU -----100%

**Advanced Clinical Partners, LLC**  
 86-3179032  
 (KY) BU -----100%

**Apex Clinical Partners, LLC**  
 86-3255577  
 (KY) BU -----100%

**Ingenios Health Co**  
 22-3980674  
 (DE) BU -----90%

**AF-CH-HH, LLC**  
 26-3287805  
 (DE) BU -----80%

**Patient Care Medical Services, Inc.**  
 22-2170708  
 (NJ) BU -----10%

**Priority Care, Inc.**  
 06-1482496  
 (CT) BU -----100%

**Bluegrass Accountable Care, LLC**  
 47-4035861  
 (KY) BU -----100%

**Colorado Clinical Partners, LLC**  
 47-4049624  
 (CO) BU -----100%

**Commonwealth Clinical Partners, LLC**  
 46-5758603  
 (KY) BU -----100%

**Clarksville Home Care Services LLC**  
 80-0278168  
 (DE) BU -----100%

**Cleveland Home Care Services LLC**  
 26-3388524  
 (DE) BU -----100%

**Kirkville Home Care Services, LLC**  
 30-0961579  
 (MO) BU -----100%

**Knoxville Home Care Services LLC**  
 38-3940574  
 (DE) BU -----100%

**Gadsden Home Care Services LLC**  
 26-3375349  
 (DE) BU -----100%

**Valparaiso Home Care Services LLC**  
 61-1761960  
 (DE) BU -----100%

**Scranton Quincy Home Care Services LLC**  
 38-3857848  
 (DE) BU -----100%

**Patient Care Pennsylvania, Inc.**  
 37-1459396  
 (DE) BU -----100%

**Patient Care Connecticut, LLC**  
 27-0726569  
 (CT) BU -----100%

**Imperium Clinical Partners, LLC**  
 86-3255691  
 (KY) BU -----100%

**Imperium Clinical Partners II, LLC**  
 86-3297432  
 (KY) BU -----100%

**Imperium Clinical Partners III, LLC**  
 86-3297600  
 (KY) BU -----100%

**Hattiesburg Home Care Services LLC**  
 26-3376723  
 (DE) BU -----100%

**Key West HHA, LLC**  
 37-1862951  
 (FL) BU -----100%

**North Okaloosa Home Health LLC**  
 20-1574246  
 (FL) BU -----100%

**SWF Home Care Services, LLC**  
 82-3283507  
 (FL) BU -----100%

**La Porte Home Care Services, LLC**  
 81-0704452  
 (DE) BU -----100%

**Birmingham Home Care Services, LLC**  
 32-0408624  
 (DE) BU -----100%

**Venice Home Care Services LLC**  
 32-0449695  
 (DE) BU -----100%

**Patient Care New Jersey, Inc.**  
 20-1574433  
 (DE) BU -----100%

**Patient Care HHA, LLC**  
 61-1792273  
 (CT) BU -----100%

**Integrity Clinical Partners, LLC**  
 47-4074288  
 (MN) BU -----100%

**Kentuckiana Clinical Partners, LLC**  
 47-4074341  
 (KY) BU -----100%

**Kentucky Accountable Care, LLC**  
 47-4035777  
 (KY) BU -----100%

**Louisa Home Care Holdings, LLC**  
 81-3825304  
 (DE) BU -----100%

**Springdale Home Care Services, LLC**  
 26-3389049  
 (DE) BU -----100%

**Tucson Home Care Services, LLC**  
 30-0838429  
 (DE) BU -----100%

**Deming Home Care Services, LLC**  
 26-3376957  
 (DE) BU -----100%

**Victoria Texas Home Care Services, LLC**  
 26-3404003  
 (DE) BU -----100%

**Wilkes-Barre Home Care Services LLC**  
 26-3594822  
 (DE) BU -----100%

**Western Arizona Regional Home Health and Hospice, LLC**  
 20-2014700  
 (AZ) BU -----100%

**Patient Care of Hudson County, LLC**  
 47-5126154  
 (NJ) BU -----100%

**Kentucky Clinical Partners, LLC**  
 47-4005600  
 (KY) BU -----100%

**Physicians Accountable Care, LLC**  
 47-4024935  
 (KY) BU -----100%

**Physicians Accountable Care of Kentucky, LLC**  
 47-4035828  
 (KY) BU -----100%

**SJ Home Care LLC**  
 26-2817959  
 (DE) BU -----100%

**Shelbyville Home Care Services, LLC**  
 26-3388550  
 (DE) BU -----100%

**Jackson Home Care Services, LLC**  
 26-3375646  
 (DE) BU -----100%

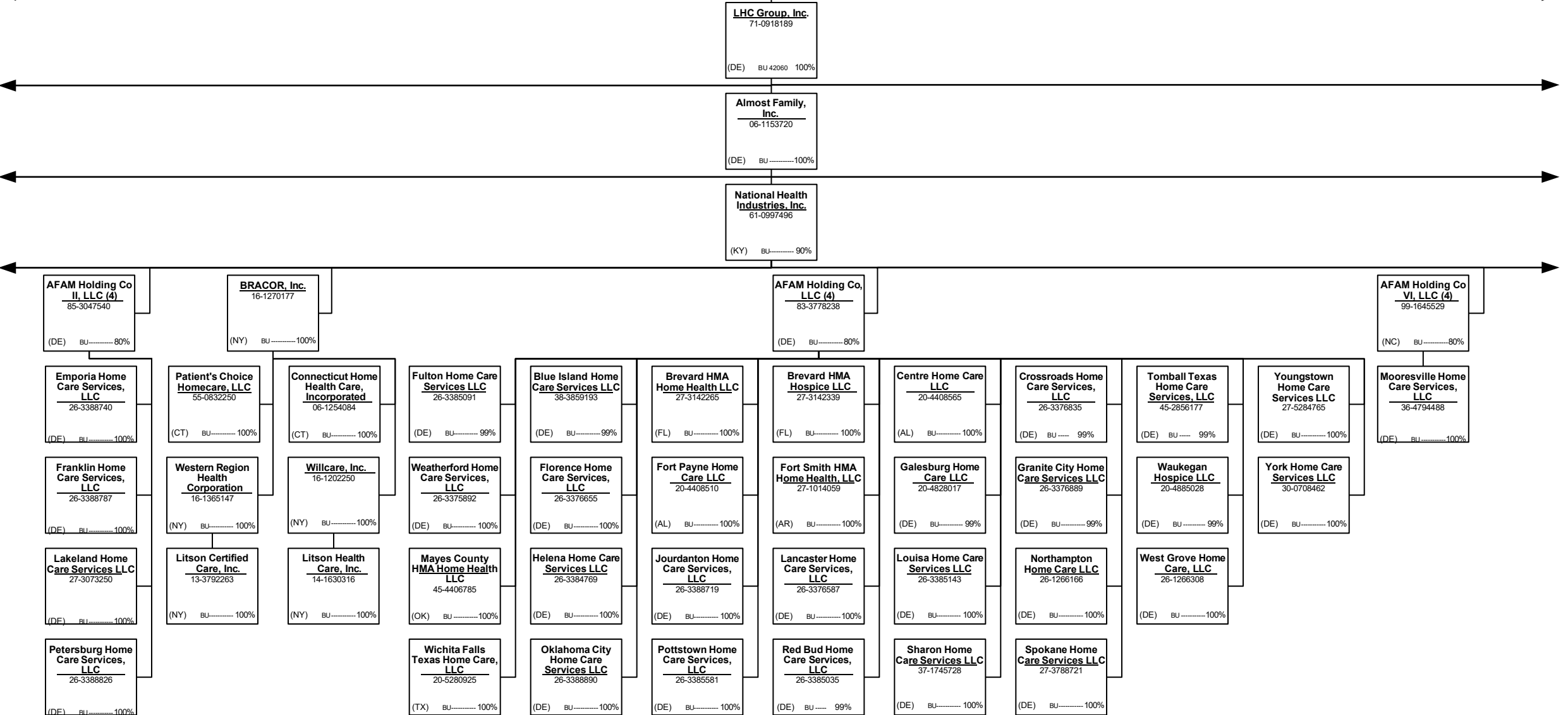
**Key West PD, LLC**  
 32-0536495  
 (FL) BU -----100%

**SCHEDULE Y – INFORMATION CONCERNING ACTIVITIES OF INSURER MEMBERS OF A HOLDING COMPANY GROUP**  
**PART 1 - ORGANIZATIONAL CHART**

**UnitedHealth Group Incorporated**  
 (DE) 41-1321939

Continued from Previous Page

Continued on Next Page



15.14

**SCHEDULE Y – INFORMATION CONCERNING ACTIVITIES OF INSURER MEMBERS OF A HOLDING COMPANY GROUP**  
**PART 1 - ORGANIZATIONAL CHART**

**UnitedHealth Group Incorporated**  
 (DE) 41-1321939

Continued from Previous Page

Continued on Next Page

**LHC Group, Inc.**  
 71-0918189  
 (DE) BU 42060 100%

**Almost Family, Inc.**  
 06-1153720  
 (DE) BU 100%

**National Health Industries, Inc.**  
 61-0997496  
 (KY) BU 90%

**AFAM Holding Co IV, LLC (4)**  
 92-2908587  
 (OK) BU 80%

**AFAM Holding Co III, LLC (4)**  
 86-3137505  
 (DE) BU 80%

**Almost Family PC of SW Florida, LLC**  
 26-1261522  
 (FL) BU 100%

**Caretenders Visiting Services of District 6, LLC**  
 30-0425709  
 (KY) BU 100%

**Caretenders Visiting Services of Orlando, LLC**  
 30-0425717  
 (KY) BU 100%

**Almost Family PC of Kentucky, LLC**  
 26-1259925  
 (KY) BU 100%

**Caretenders VS of Ohio, LLC**  
 26-3706241  
 (OH) BU 100%

**Caretenders VNA of Ohio, LLC**  
 27-3756374  
 (OH) BU 100%

**Caretenders VS of Western KY, LLC**  
 26-1258938  
 (KY) BU 100%

**Mederi Caretenders VS of Broward, LLC**  
 26-1264504  
 (FL) BU 100%

**NP Services of KY, LLC**  
 82-2998879  
 (KY) BU 100%

**Long Term Solutions, Inc.**  
 04-3485196  
 (MA) BU 100%

**Clinton Home Health & Hospice LLC**  
 45-4406745  
 (OK) BU 100%

**AFAM Holding Co V, LLC (4)**  
 93-2670946  
 (DE) BU 80%

**Almost Family PC of West Palm, LLC**  
 26-1263982  
 (FL) BU 100%

**Caretenders Visiting Services of District 7, LLC**  
 30-0425714  
 (KY) BU 100%

**Caretenders Visiting Services of Pinellas County, LLC**  
 20-5826531  
 (FL) BU 100%

**Caretenders of Jacksonville, LLC**  
 20-5890994  
 (FL) BU 100%

**IN Homecare Network North, LLC**  
 46-3020499  
 (IN) BU 100%

**Caretenders VS of Boston, LLC**  
 26-1258759  
 (MA) BU 100%

**HHA of Wisconsin, LLC**  
 37-1826396  
 (WI) BU 100%

**Mederi Caretenders VS of SE FL, LLC**  
 26-1264234  
 (FL) BU 100%

**NP Services of NC, LLC**  
 82-3026260  
 (NC) BU 100%

**LTS At Home, LLC**  
 85-1275334  
 (DE) BU 100%

**Woodward Home Care Services LLC**  
 26-3375945  
 (DE) BU 100%

**El Dorado Home Care Services, LLC**  
 26-4626302  
 (DE) BU 100%

**BHC Services, Inc.**  
 06-1137222  
 (NY) BU 80%

**Caretenders Visiting Services of Gainesville, LLC**  
 30-0425715  
 (FL) BU 100%

**Caretenders Visiting Services of Southern Illinois, LLC**  
 20-5826553  
 (IL) BU 100%

**Caretenders Visiting Services of St. Augustine, LLC**  
 20-2910357  
 (FL) BU 100%

**NP Services of IN, LLC**  
 82-3009527  
 (IN) BU 100%

**Caretenders VS of Central KY, LLC**  
 26-1259391  
 (KY) BU 100%

**Home Health of Jefferson Co, LLC**  
 38-4003190  
 (KY) BU 60%

**Mederi Caretenders VS of SW FL, LLC**  
 26-1264384  
 (FL) BU 100%

**NP Services of OH, LLC**  
 82-4255048  
 (OH) BU 100%

**Cambridge Home Health Care Holdings, Inc.**  
 20-0591577  
 (DE) BU 100%

**Ponca City Home Care Services LLC**  
 20-4345976  
 (OK) BU 100%

**Berwick Home Care Services LLC**  
 26-3376776  
 (DE) BU 100%

**Caretenders of Cleveland, Inc.**  
 61-1306845  
 (KY) BU 100%

**Caretenders Visiting Services of Hernando County, LLC**  
 20-5826497  
 (FL) BU 100%

**Almost Family PC of Ft. Lauderdale, LLC**  
 26-1260724  
 (FL) BU 100%

**Caretenders Visiting Services of St. Louis, LLC**  
 20-5826598  
 (MO) BU 100%

**Caretenders VS of SE Ohio, LLC**  
 45-1139239  
 (OH) BU 100%

**Caretenders VS of Lincoln Trail, LLC**  
 26-3632764  
 (KY) BU 100%

**Caretenders VS of Louisville, LLC**  
 26-1264112  
 (KY) BU 100%

**Mederi Caretenders VS of Tampa, LLC**  
 26-1248096  
 (FL) BU 100%

**Princeton Home Health, LLC**  
 20-5081107  
 (AL) BU 100%

**Cambridge Home Health Care, Inc.**  
 34-1772291  
 (OH) BU 100%

**Almost Family ACO Services of Kentucky, LLC**  
 61-1166649  
 (KY) BU 100%

**Caretenders of Columbus, Inc.**  
 61-1302995  
 (KY) BU 100%

**Caretenders Visiting Services of Kentuckiana, LLC**  
 20-3021812  
 (KY) BU 100%

**Almost Family ACO Services of South Florida, LLC**  
 46-5765971  
 (FL) BU 100%

**Caretenders Visiting Services Employment Company, Inc.**  
 61-1326749  
 (KY) BU 100%

**Caretenders Visiting Services of Ocala, LLC**  
 20-4522444  
 (FL) BU 100%

**Illinois Home Care Holdings, LLC**  
 32-0505528  
 (DE) BU 80%

**IN HomeCare Network Central, LLC**  
 46-3029953  
 (IN) BU 100%

**Mederi Private Care, LLC**  
 83-4371904  
 (FL) BU 100%

**Midwest Hospice, LLC**  
 Xx-xxxxxxx  
 (AR) BU 100%

**Cambridge Home Health Care, Inc./ Private**  
 34-1772292  
 (OH) BU 100%

15.15

**SCHEDULE Y – INFORMATION CONCERNING ACTIVITIES OF INSURER MEMBERS OF A HOLDING COMPANY GROUP**  
**PART 1 - ORGANIZATIONAL CHART**

**UnitedHealth Group Incorporated**  
 ( DE ) 41-1321939

Continued from Previous Page

Continued on Next Page

**LHC Group, Inc.**  
 71-0918189  
 (DE) BU 42060 100%

**Almost Family, Inc.**  
 06-1153720  
 (DE) BU .....100%

**National Health Industries, Inc.**  
 61-0997496  
 (KY) BU ..... 90%

**Black Stone Operations, LLC**  
 90-1028083  
 (OH) BU ..... 100%

**OMNI Home Health Holdings, Inc.**  
 45-2638400  
 (DE) BU ..... 100%

**Black Stone of Northeast Ohio, LLC**  
 47-2166181  
 (OH) BU ..... 100%

**Blackstone Group, LLC**  
 20-1902460  
 (OH) BU ..... 100%

**Black Stone of Cincinnati, LLC**  
 27-4109221  
 (OH) BU ..... 100%

**Blackstone Health Care, LLC**  
 31-1462432  
 (OH) BU ..... 100%

**Black Stone of Dayton, LLC**  
 27-4109305  
 (OH) BU ..... 100%

**OMNI Home Health Services, LLC**  
 26-2010556  
 (DE) BU ..... 100%

**Black Stone of Northwest Ohio, LLC**  
 90-1020734  
 (OH) BU ..... 100%

**Black Stone of Central Ohio, LLC**  
 27-1746397  
 (OH) BU ..... 100%

**Assisted Care by Black Stone of Cincinnati, LLC**  
 27-4109484  
 (OH) BU ..... 100%

**Home Health Care by Black Stone of Cincinnati, LLC**  
 27-4109403  
 (OH) BU ..... 100%

**Advanced Geriatric Education & Consulting, LLC**  
 26-1666243  
 (OH) BU ..... 100%

**Assisted Care by Black Stone of Dayton, LLC**  
 27-4109638  
 (OH) BU ..... 100%

**OMNI Home Health- District 4, LLC**  
 20-1657488  
 (FL) BU ..... 100%

**Home Health Agency- Central Pennsylvania, LLC**  
 20-1497787  
 (FL) BU ..... 100%

**Home Health Agency- Collier, LLC**  
 20-0832146  
 (FL) BU ..... 100%

**Home Health Agency- Hillsborough, LLC**  
 59-3757325  
 (FL) BU ..... 100%

**OMNI Home Health- Jacksonville, LLC**  
 59-3754764  
 (FL) BU ..... 100%

**Assisted Care by Black Stone of Northwest Ohio, LLC**  
 47-3253280  
 (OH) BU ..... 100%

**Assisted Care by Black Stone of Central Ohio, LLC**  
 27-1755138  
 (OH) BU ..... 100%

**Care Advisors by Black Stone, LLC**  
 27-0564326  
 (OH) BU ..... 100%

**MJ Nursing at Black Stone, LLC**  
 26-3831640  
 (OH) BU ..... 100%

**S&B Health Care, LLC**  
 31-1487353  
 (OH) BU ..... 100%

**Home Health Care by Black Stone of Dayton, LLC**  
 27-4109553  
 (OH) BU ..... 100%

**Home Health Agency- Pennsylvania, LLC**  
 59-3757322  
 (FL) BU ..... 100%

**Home Health Agency- Indiana, LLC**  
 20-1408322  
 (FL) BU ..... 100%

**Home Health Agency- Pinellas, LLC**  
 59-3757320  
 (FL) BU ..... 100%

**OMNI Home Health- District 1, LLC**  
 20-0527436  
 (FL) BU ..... 100%

**OMNI Home Health- District 2, LLC**  
 20-0527566  
 (FL) BU ..... 100%

**Home Health Care by Black Stone of Northwest Ohio, LLC**  
 34-1708719  
 (OH) BU ..... 100%

**Home Health Care by Black Stone of Central Ohio, LLC**  
 27-1755342  
 (OH) BU ..... 100%

**OMNI Home Health- Hernando, LLC**  
 59-3741300  
 (FL) BU ..... 100%

**OMNI Health Management, LLC**  
 04-3630085  
 (FL) BU ..... 100%

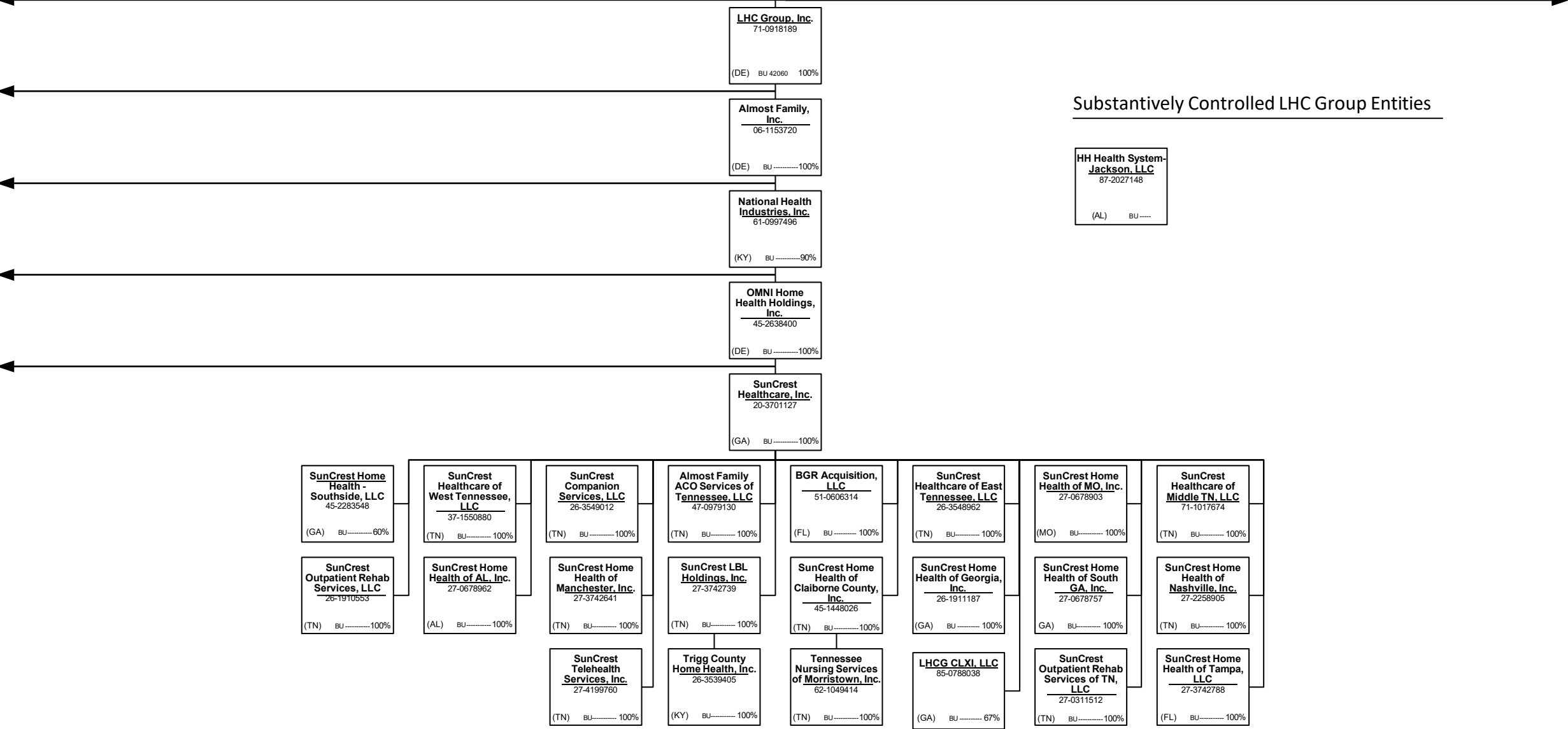
**Home Health Agency- Philadelphia, LLC**  
 20-1408427  
 (FL) BU ..... 100%

**SCHEDULE Y – INFORMATION CONCERNING ACTIVITIES OF INSURER MEMBERS OF A HOLDING COMPANY GROUP**  
**PART 1 - ORGANIZATIONAL CHART**

**UnitedHealth Group Incorporated**  
 (DE) 41-1321939

Continued from Previous Page

Continued on Next Page



Substantively Controlled LHC Group Entities

**HH Health System-Jackson, LLC**  
 87-2027148  
 (AL) BU ----

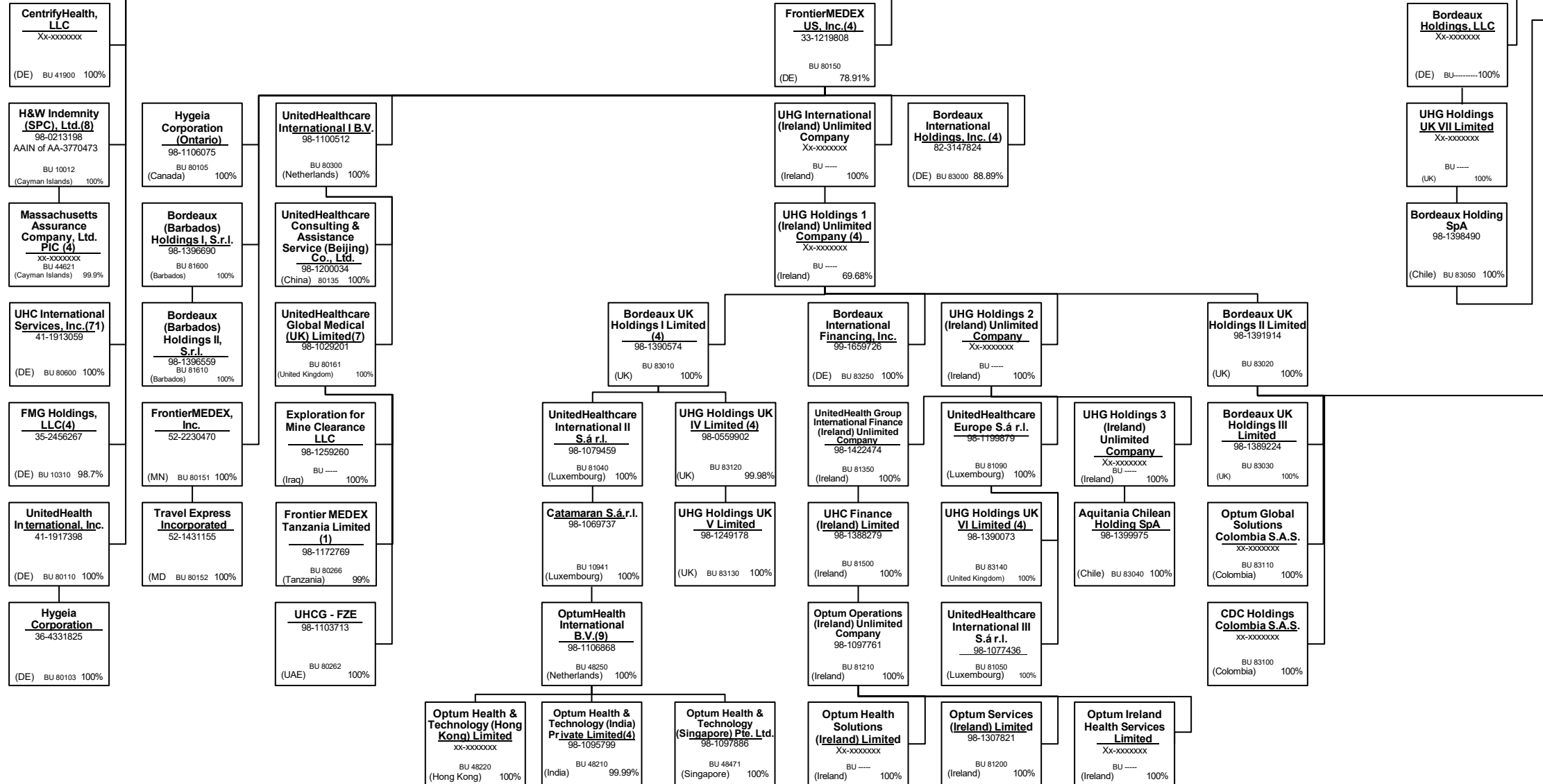
15.17

**SCHEDULE Y – INFORMATION CONCERNING ACTIVITIES OF INSURER MEMBERS OF A HOLDING COMPANY GROUP**  
**PART 1 - ORGANIZATIONAL CHART**

**UnitedHealth Group Incorporated**  
 ( DE ) 41-1321939

Continued from Previous Page

Continued on Next Page



15.18

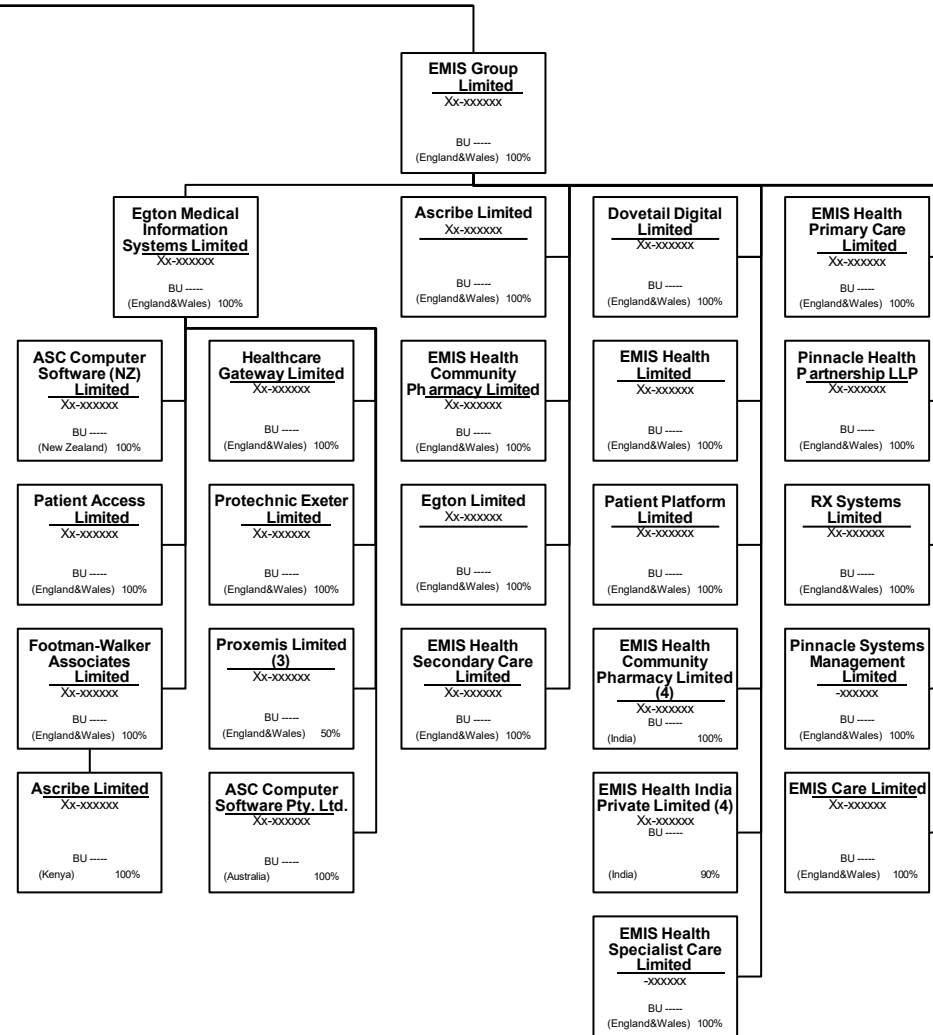
To Banmédica S.A.  
 To EMIS Group PLC

**SCHEDULE Y – INFORMATION CONCERNING ACTIVITIES OF INSURER MEMBERS OF A HOLDING COMPANY GROUP**  
**PART 1 - ORGANIZATIONAL CHART**

**UnitedHealth Group Incorporated**  
 ( DE) 41-1321939

Continued from Previous Page

Continued on Next Page





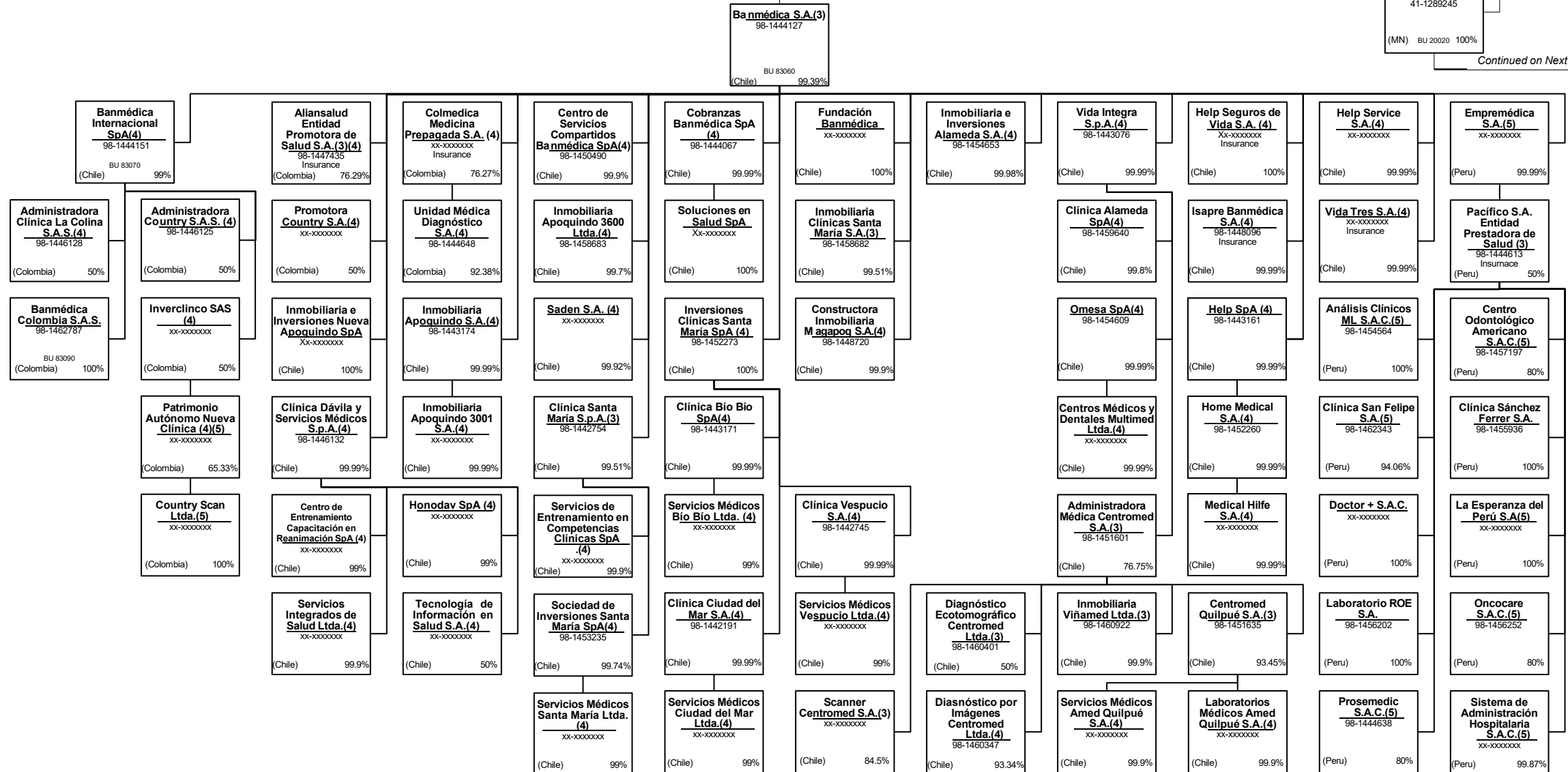
**SCHEDULE Y – INFORMATION CONCERNING ACTIVITIES OF INSURER MEMBERS OF A HOLDING COMPANY GROUP**  
**PART 1 - ORGANIZATIONAL CHART**

**UnitedHealth Group Incorporated**  
 (DE) 41-1321939

**United HealthCare Services, Inc.**  
 41-1289245  
 (MN) BU 20020 100%

Continued from Previous Page

Continued on Next Page

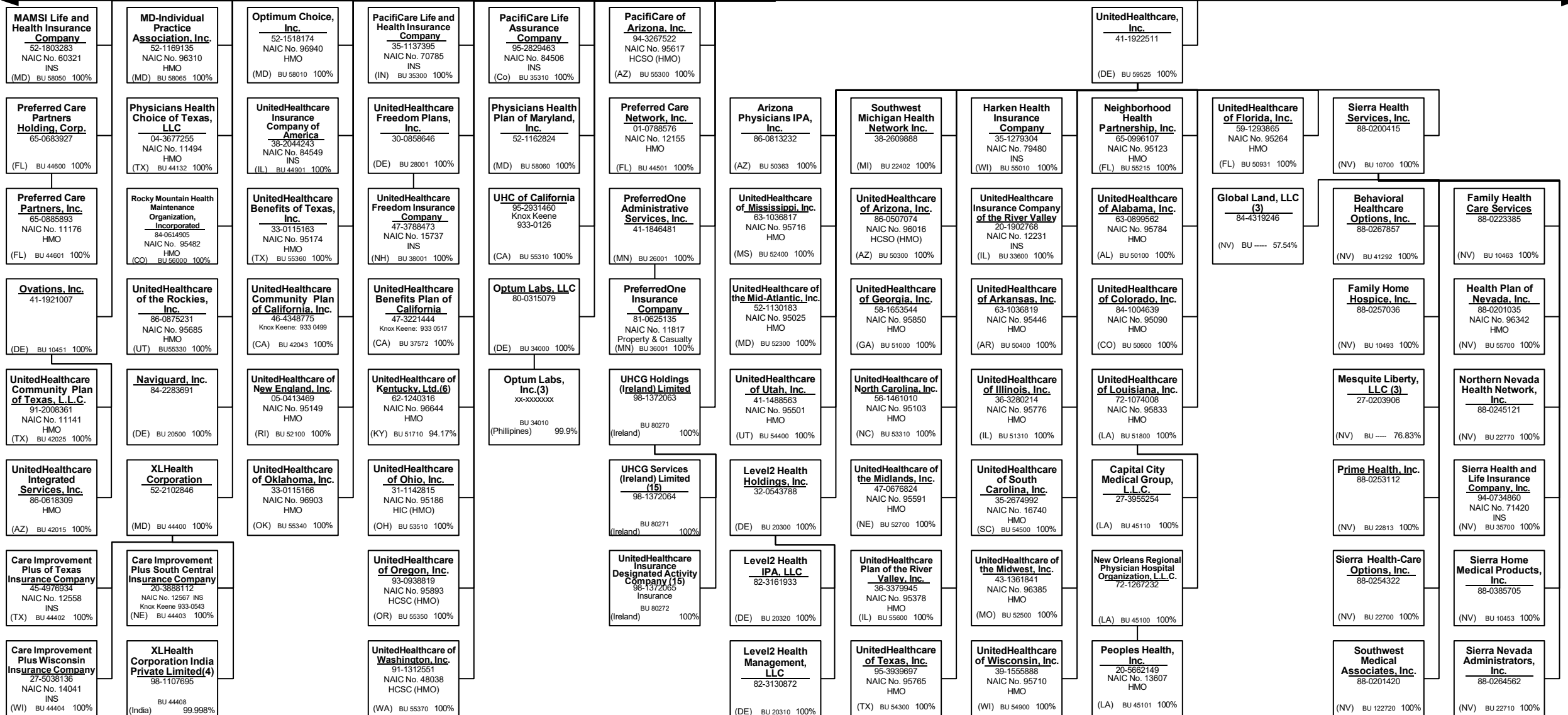


**SCHEDULE Y – INFORMATION CONCERNING ACTIVITIES OF INSURER MEMBERS OF A HOLDING COMPANY GROUP**  
**PART 1 - ORGANIZATIONAL CHART**

**United HealthCare Services, Inc.**  
 (MN) 41-1289245 100%

Continued from Previous Page

Continued on Next Page



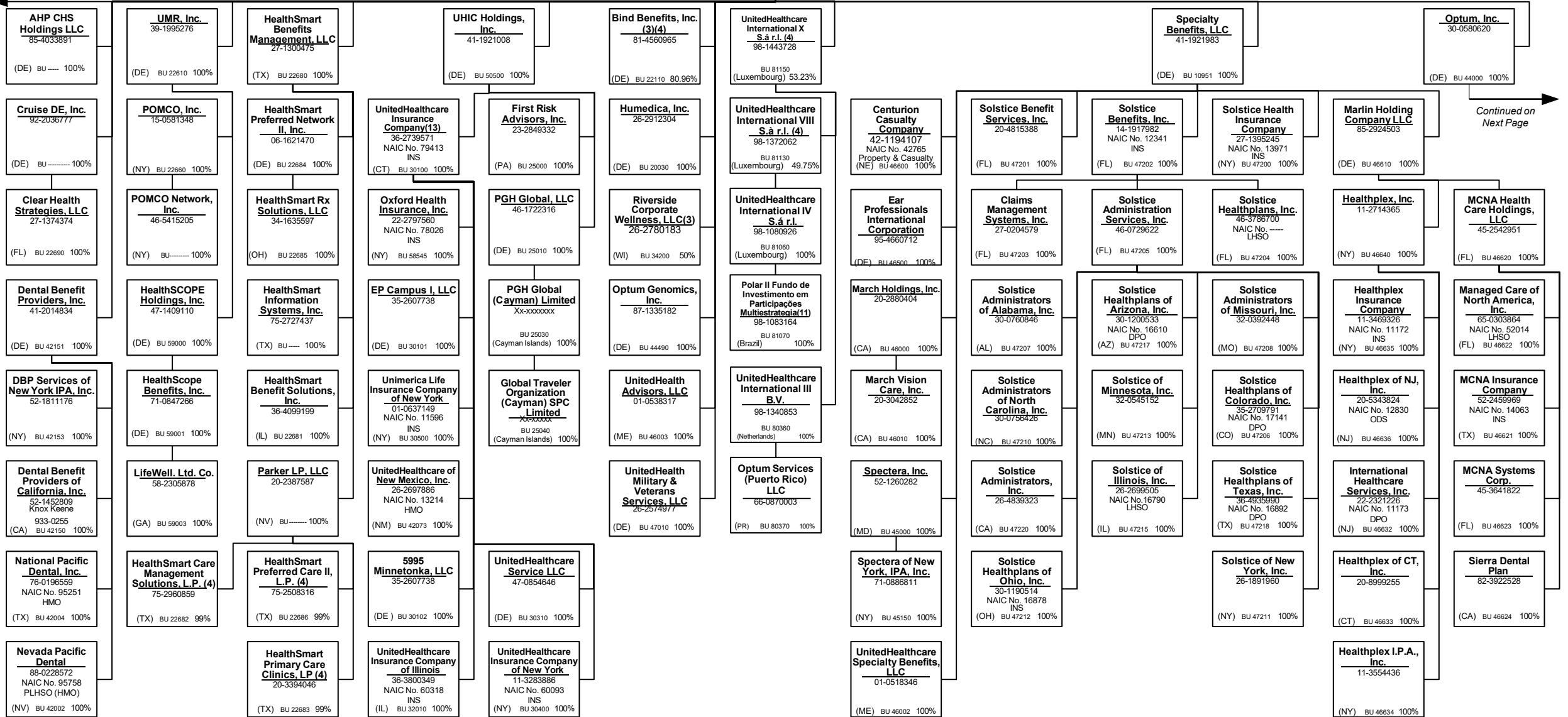
**SCHEDULE Y – INFORMATION CONCERNING ACTIVITIES OF INSURER MEMBERS OF A HOLDING COMPANY GROUP**  
**PART 1 - ORGANIZATIONAL CHART**

**United HealthCare Services, Inc.**  
 (MN) 41-1289245 100%

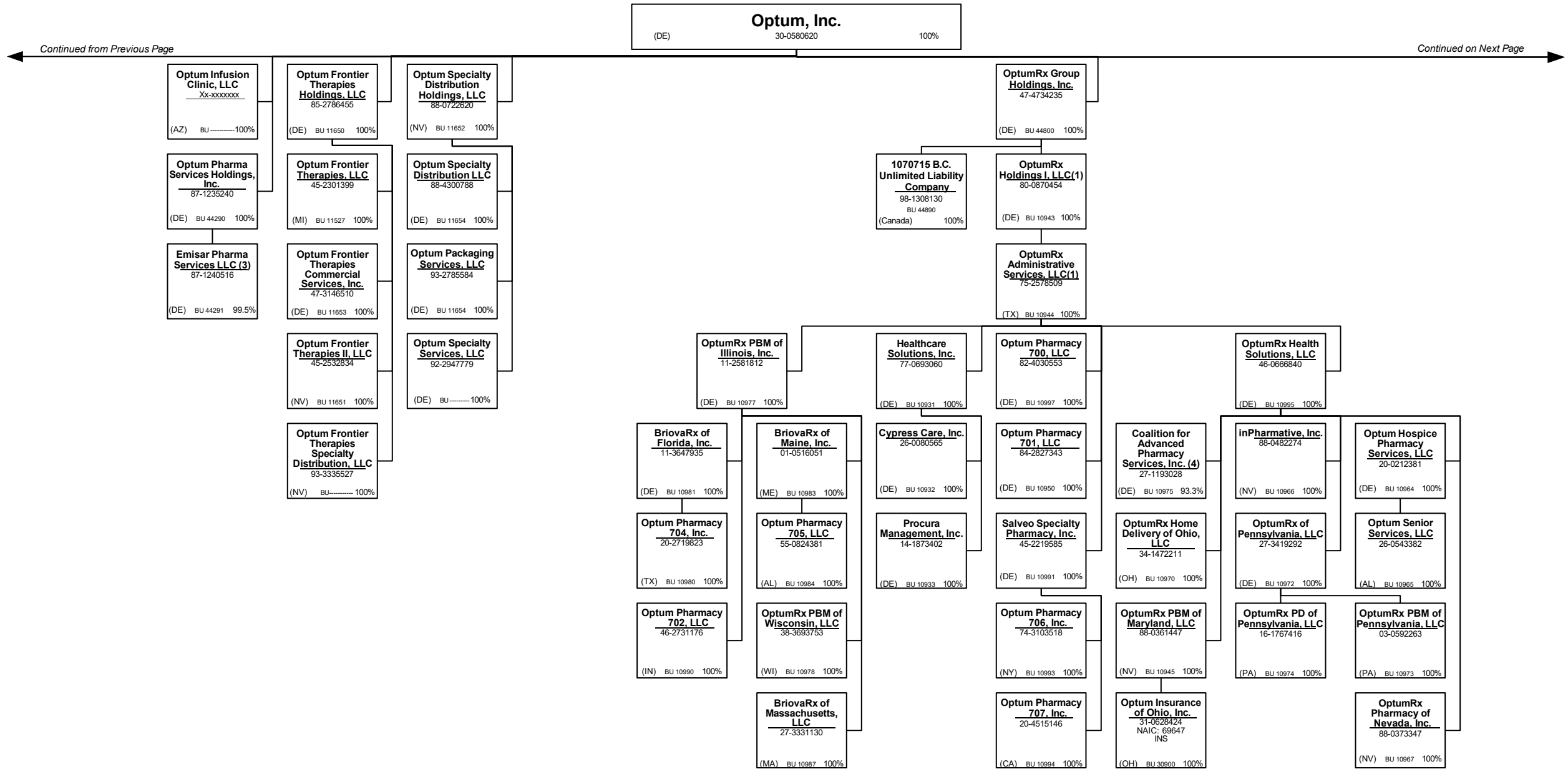
Continued from Previous Page

Continued on Next Page




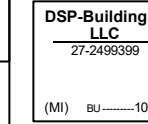









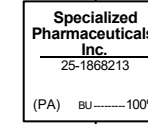





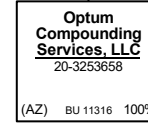
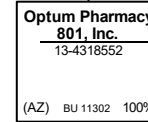



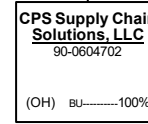
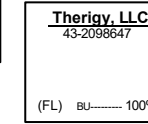


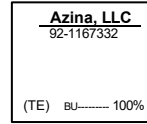





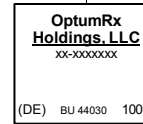
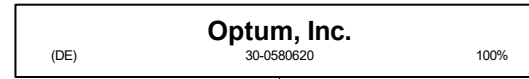
15.22



**SCHEDULE Y – INFORMATION CONCERNING ACTIVITIES OF INSURER MEMBERS OF A HOLDING COMPANY GROUP**  
**PART 1 - ORGANIZATIONAL CHART**



**SCHEDULE Y – INFORMATION CONCERNING ACTIVITIES OF INSURER MEMBERS OF A HOLDING COMPANY GROUP**  
**PART 1 - ORGANIZATIONAL CHART**

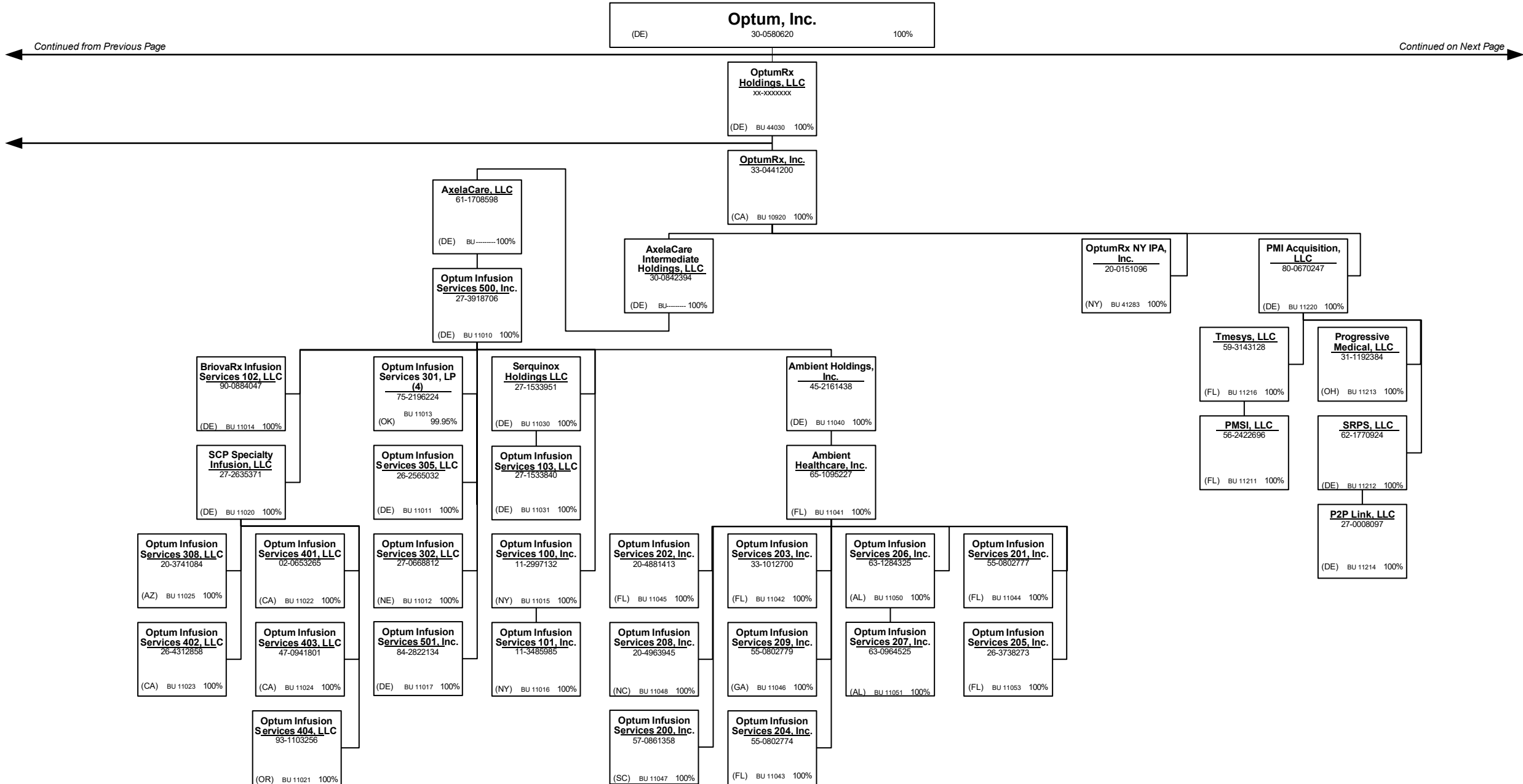


Continued from Previous Page

Continued on Next Page

15.24

**SCHEDULE Y – INFORMATION CONCERNING ACTIVITIES OF INSURER MEMBERS OF A HOLDING COMPANY GROUP**  
**PART 1 - ORGANIZATIONAL CHART**



Continued from Previous Page

Continued on Next Page

15.25

**SCHEDULE Y – INFORMATION CONCERNING ACTIVITIES OF INSURER MEMBERS OF A HOLDING COMPANY GROUP**  
**PART 1 - ORGANIZATIONAL CHART**

**Optum, Inc.**  
 (DE) 30-0580620 100%

**Optuminsight Holdings, LLC**  
 xx-xxxxxxx

(DE) BU 44010 100%

**Optuminsight, Inc.(9)**  
 41-1858498

(DE) BU 41322 100%

**Optum Serve, LLC**  
 84-3322624

(DE) BU-----80%

**Optuminsight Provider Value Network ACO, LLC**  
 93-1637574

(DE) BU-----100%

**Optuminsight Life Sciences, Inc.**  
 04-3383745

(DE) BU 41422 100%

**The Advisory Board Company**  
 52-1468699

(DE) BU 41323 100%

**Optum Government Solutions, Inc.**  
 04-3574101

(DE) BU 43350 100%

**Optum Technology, LLC**  
 46-5713629

(DE) BU 44770 100%

**Optum360 Solutions, LLC**  
 82-3446942

(DE) BU 41880 100%

**OptumHealth Care Solutions, LLC**  
 41-1591944

(DE) BU 42300 100%

**ACN Group IPA of New York, Inc.**  
 41-1913523

(NY) BU 42310 100%

**ACN Group of California, Inc.**  
 27-0015861  
 Knox Keene  
 933-0407

(CA) BU 42330 100%

**My Wellness Solutions, LLC**  
 26-2564744

(DE) BU 42340 100%

**OrthoNet Holdings, Inc.**  
 13-3960641

(DE) BU 48080 100%

**OptumServe Health Services, Inc.**  
 39-1974851

(WI) BU 44300 100%

**Optum Rocket, LLC**  
 46-3328009

(DE) BU 41850 100%

**Optum Life Sciences (Canada) Inc.**  
 98-1209730  
 BU 41410  
 (Canada) 100%

**Episource LLC**  
 20-4761361

(CA) BU 41360 100%

**hCentive, Inc.**  
 27-0549481

(DE) BU 41325 100%

**Optum Global Solutions International B.V.(4)**  
 98-1201187  
 BU 44810  
 (Netherlands) 100%

**Electronic Network Systems, Inc.**  
 84-1162764

(DE) BU 41350 100%

**Executive Health Resources, Inc.**  
 11-3669765

(PA) BU 41841 100%

**Managed Physical Network, Inc.**  
 14-1782475

(NY) BU 42320 100%

**Optum Biometrics, Inc.**  
 36-3437660

(IL) BU 42301 100%

**Pronounced Health Solutions, Inc.**  
 22-3493126

(DE) BU 42343 100%

**Optum Networks of New Jersey, Inc.**  
 30-0029448  
 NAIC: 11068  
 INS

(DE) BU 48085 100%

**OrthoNet LLC**  
 13-3818652

(NY) BU 48084 100%

**OptumServe Technology Services, Inc.**  
 52-2016292

(MD) BU 41345 100%

**Optum360 Services, Inc.**  
 46-3983926

(DE) BU 41851 100%

**Equian Parent Corp.**  
 81-0732646

(DE) BU 43370 100%

**DocASAP, Inc.**  
 26-4753954

(DE) BU 44231 100%

**Optum Global Solutions Private Limited(4)**  
 98-1103015  
 BU 41346  
 (India) 99.9%

**Optum Global Solutions (Philippines), Inc.(3)**  
 98-1097776  
 BU 41340  
 (Philippines) 99.99%

**Netwerkes, LLC**  
 20-4755277

(TN) BU 43404 100%

**Plus One Holdings, Inc.**  
 13-3613705

(DE) BU 42304 100%

**United Resource Networks IPA of New York, Inc.**  
 30-0318238

(NY) BU 45001 100%

**Optum Women's and Children's Health, LLC**  
 58-2205984

(DE) BU 42341 100%

**OrthoNet New York IPA, Inc.**  
 13-4025898

(NY) BU 48086 100%

**OrthoNet of the South, Inc.**  
 26-2884306

(DE) BU 48082 100%

**Optum360, LLC**  
 46-3328307

(DE) BU 41860 96.01%

**Equian, LLC**  
 27-0083277

(IN) BU 43380 100%

**DocASAP US, LLC**  
 xx-xxxxxxx

(DE) BU 44233 100%

**Optum Global Solutions (India) Private Limited(4)**  
 98-1103015  
 BU 41346  
 (India) 99.9%

**Optum Global Solutions (Philippines), Inc.(3)**  
 98-1097776  
 BU 41340  
 (Philippines) 99.99%

**Netwerkes, LLC**  
 20-4755277

**Netwerkes, LLC**  
 20-4755277

(TN) BU 43404 100%

**Plus One Health Management Puerto Rico, Inc.**  
 66-0742844

(PR) BU 42305 100%

**Vivify Health, Inc.**  
 27-1348358

(DE) BU 42360 100%

**Optum Healthcare of Illinois, Inc.**  
 58-2068880

(GA) BU-----100%

**OrthoNet West, Inc.**  
 20-0221966

(DE) BU 48087 100%

**Optum Public Sector Solutions, Inc.**  
 20-4581265

(DE) BU 41372 100%

**AccuReg Holdings, LLC**  
 xx-xxxxxxx

(DE) BU 41890 100%

**OmniClaim, LLC**  
 27-0062838

(DE) BU 43381 100%

**Payment Resolution Services, LLC**  
 62-1451147

(TN) BU 43403 100%

**Landmark Health Technologies Private Limited(4)**  
 xx-xxxxxxx  
 (India) BU 44327 99%

**Optum Health & Technology Services do Brasil Ltda.(4)**  
 98-1184561  
 BU 43230  
 (Brazil) 99.99%

**Mustang Razorback Holdings, Inc.**  
 47-1935798

(DE) BU 41870 100%

**MedSynergies, LLC**  
 75-2515691

(DE) BU 41871 100%

**Optum of New York, Inc.**  
 58-1873062

(NY) BU-----100%

**The Lewin Group, Inc.**  
 56-1970224

(NC) BU 41342 100%

**Database Solutions II, LLC**  
 63-1230900

(DE) BU-----100%

**Optuminsight Provider Value Network ACO - NY, LLC**  
 xx-xxxxxxx

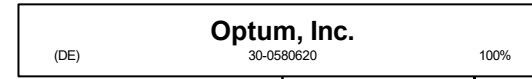
(NY) BU-----100%

15.26

Continued from Previous Page

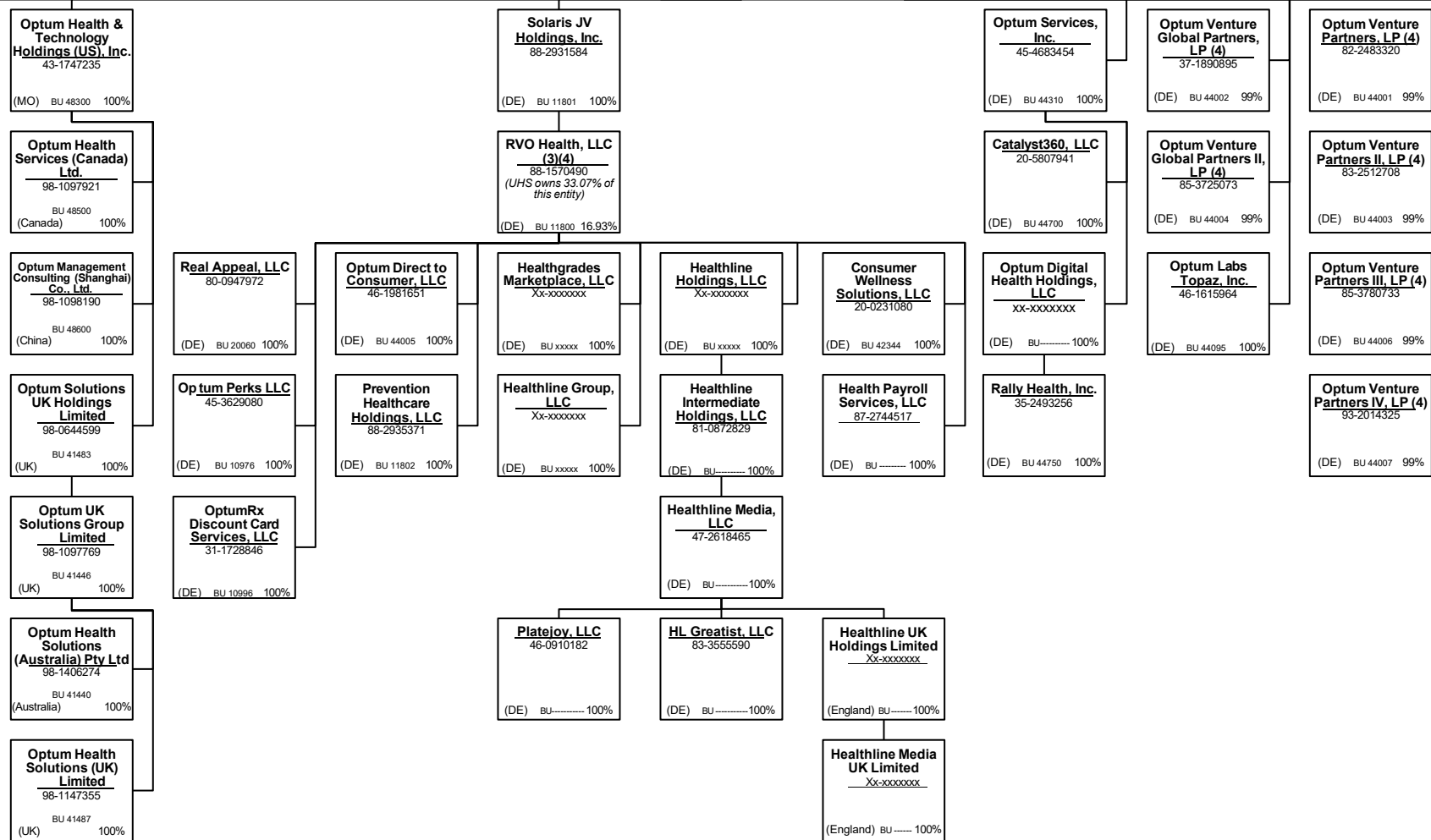
Continued on Next Page

**SCHEDULE Y – INFORMATION CONCERNING ACTIVITIES OF INSURER MEMBERS OF A HOLDING COMPANY GROUP**  
**PART 1 - ORGANIZATIONAL CHART**



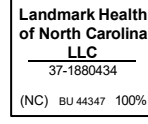




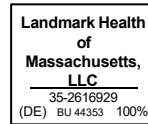
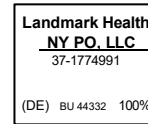

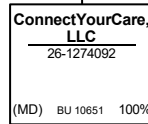

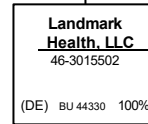












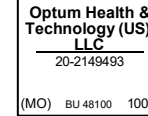

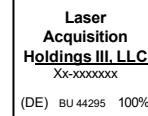




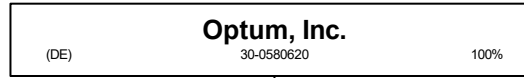
Continued from Previous Page

Continued on Next Page





**SCHEDULE Y – INFORMATION CONCERNING ACTIVITIES OF INSURER MEMBERS OF A HOLDING COMPANY GROUP**  
**PART 1 - ORGANIZATIONAL CHART**

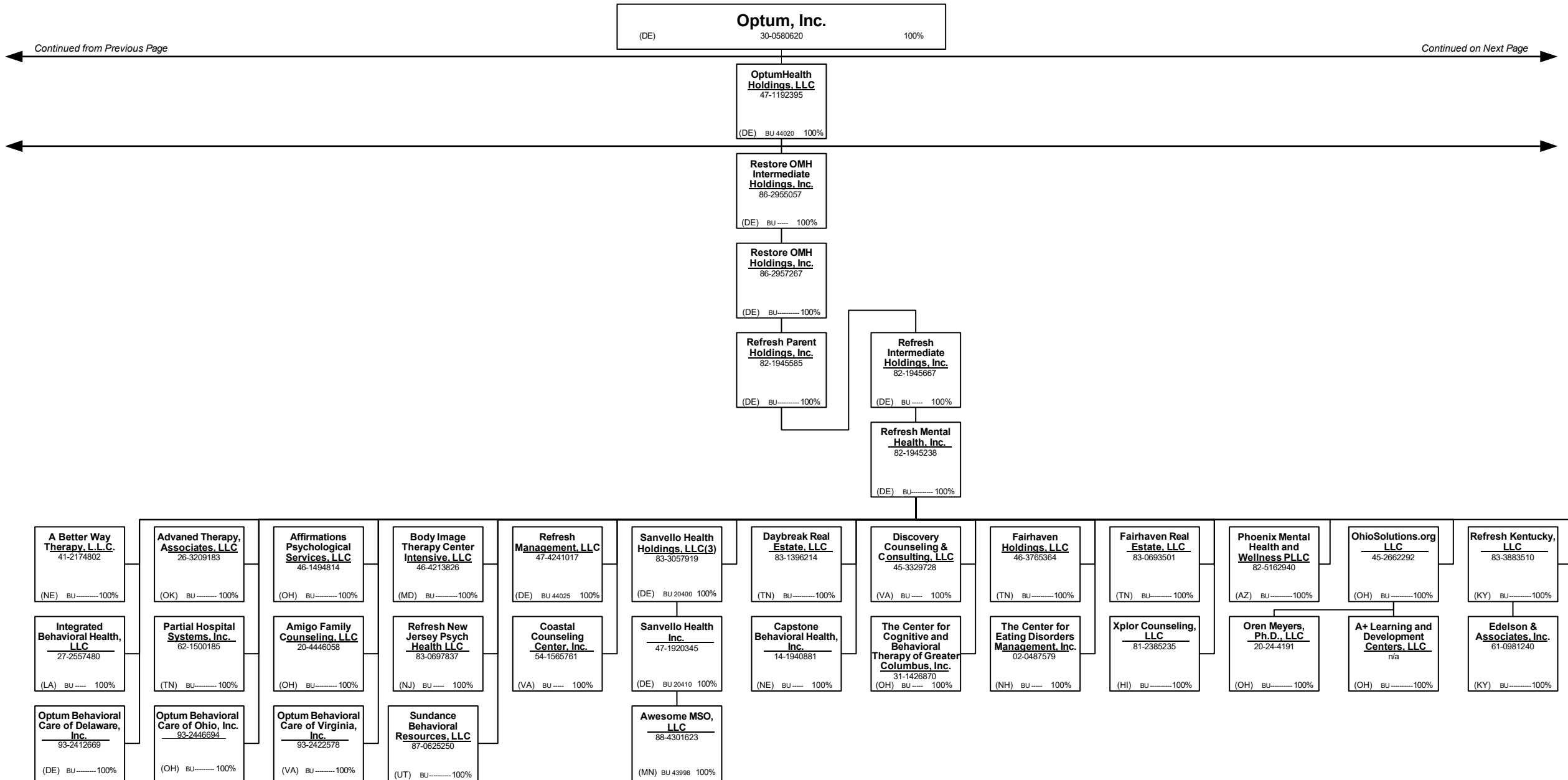


15.28

Continued from Previous Page

Continued on Next Page

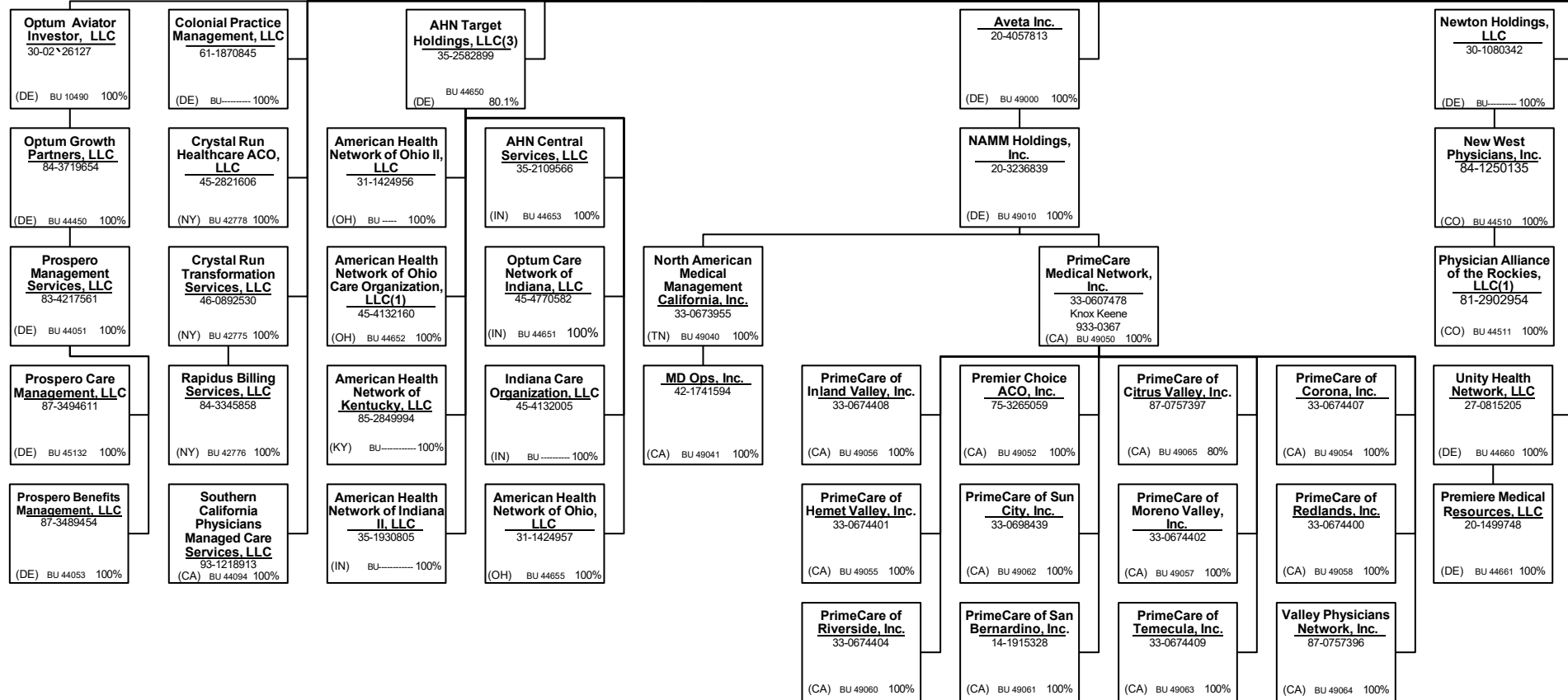


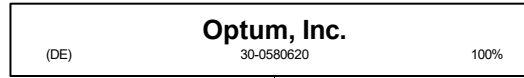
**SCHEDULE Y – INFORMATION CONCERNING ACTIVITIES OF INSURER MEMBERS OF A HOLDING COMPANY GROUP**  
**PART 1 - ORGANIZATIONAL CHART**



Continued from Previous Page

Continued on Next Page

**SCHEDULE Y – INFORMATION CONCERNING ACTIVITIES OF INSURER MEMBERS OF A HOLDING COMPANY GROUP**  
**PART 1 - ORGANIZATIONAL CHART**



15.30

Continued from Previous Page

Continued on Next Page

**SCHEDULE Y – INFORMATION CONCERNING ACTIVITIES OF INSURER MEMBERS OF A HOLDING COMPANY GROUP**  
**PART 1 - ORGANIZATIONAL CHART**

**Optum, Inc.**  
 (DE) 30-0580620 100%

**OptumHealth Holdings, LLC**  
 47-1192395  
 (DE) BU 44020 100%

**Collaborative Care Holdings, LLC**  
 27-2337616  
 (DE) BU 44040 100%

**WellMed Medical Management, Inc. (3)**  
 74-2786364  
 (TX) BU 44110 91%

**OptumCare Holdings, LLC(1)**  
 56-2592163  
 (CA) BU 42600 100%

**The Polyclinic MSO, LLC(3)**  
 83-1192367  
 (DE) BU 41950 80.1%

**ProHEALTH Medical Management, LLC**  
 47-1049961  
 (DE) BU 49080 100%

**HCAT Acquisition Inc.**  
 81-2378903  
 (DE) BU 100%

**Comfort Care Transportation, LLC**  
 11-3647007  
 (TX) BU 44112 100%

**USMD Holdings, Inc.**  
 27-2866866  
 (DE) BU 44350 100%

**WellMed Medical Management of Florida, Inc.**  
 74-2797745  
 (FL) BU 44111 100%

**OptumCare Clinical Trials, LLC**  
 47-1422097  
 (DE) BU 42603 100%

**HealthCare Partners RE, LLC**  
 81-1080535  
 (DE) BU 42602 100%

**OptumCare Management, LLC**  
 95-4509662  
 (CA) BU 42610 100%

**Optum Health Plan of California**  
 46-2385459  
 Knox Keene Restricted  
 933-0498  
 (DE) BU 42601 100%

**First Hill Surgery Center, LLC (3)**  
 47-2066485  
 (WA) BU 41955 55%

**Orthology, Inc.(9)**  
 46-2742615  
 (DE) BU 20050 80%

**Healthcare Associates of Texas LLC**  
 81-0760425  
 (DE) BU 44116 100%

**Impel Management Services, L.L.C.**  
 75-2574317  
 (TX) BU 44360 100%

**USMD Inc.**  
 20-8050318  
 (TX) BU 44370 100%

**OptumCare Florida, LLC**  
 87-0408859  
 (DE) BU 42710 100%

**HealthCare Partners RE, LLC**  
 81-1080535  
 (DE) BU 42602 100%

**HCP ACO California, LLC**  
 45-3007213  
 (CA) BU 42614 100%

**OptumCare Colorado, LLC**  
 47-2196783  
 (CO) BU 42680 100%

**Excel MSO, LLC**  
 77-0560460  
 (CA) BU 44276 100%

**Collaborative Care Services, Inc.**  
 27-2337487  
 (DE) BU 44070 100%

**Day-Op Surgery Consulting Company, LLC**  
 75-2796663  
 (DE) BU 49094 100%

**Impel Consulting Experts, L.L.C.**  
 20-4351923  
 (TX) BU 44361 100%

**USMD Administrative Services, L.L.C.**  
 20-8048861  
 (TX) BU 44374 100%

**USMD PPM, LLC**  
 35-2446102  
 (TX) BU 44373 100%

**OptumCare Florida CI, LLC**  
 82-2227280  
 (DE) BU 42711 100%

**HealthCare Partners ASC-LB, LLC(4)**  
 95-4628842  
 (CA) BU 42613 99%

**OptumCare New Mexico, LLC**  
 20-4043287  
 (DE) BU 42670 100%

**Clinical Partners of Colorado Springs, LLC**  
 46-2879718  
 (CO) BU 50%

**OptumCare Holdings Colorado, LLC(3)**  
 30-0999065  
 (CO) BU 42690 85%

**Jordan Ridge Family Medicine, LLC**  
 68-0624157  
 (DE) BU 44078 100%

**Optum Select Management, Inc.**  
 99-0801979  
 (DE) BU 100%

**Riverside Medical Management, LLC**  
 32-0600242  
 (DE) BU 49083 100%

**USMD Affiliated Services**  
 27-2956222  
 (TX) BU 44380 100%

**Everett MSO, Inc.**  
 81-1070402  
 (WA) BU 42720 100%

**HealthCare Partners Management Services California, LLC**  
 47-5274363  
 (DE) BU 42616 100%

**OptumCare ACO New Mexico, LLC**  
 30-0940296  
 (DE) BU 42672 100%

**Colorado Innovative Physician Solutions, Inc.**  
 37-1636677  
 (CO) BU 42681 100%

**OptumCare Colorado Medical Group, LLC**  
 47-2218380  
 (CO) BU 42691 100%

**Optum Care, Inc.**  
 83-1959511  
 (DE) BU 44610 100%

**ProHealth Proton Center Management, LLC**  
 32-0455430  
 (DE) BU 40882 100%

**Healthcare Associates of Irving PLLC**  
 75-2674367  
 (TX) BU 44117 100%

**Medical Clinic of North Texas PLLC**  
 75-2566987  
 (TX) BU 44381 100%

**Urology Associates of North Texas, P.L.L.C.**  
 75-2613230  
 (TX) BU 44370 100%

**North Puget Sound Oncology Equipment Leasing Company, LLC**  
 20-2564137  
 (WA) BU 42721 72.25%

**OptumCare Endoscopy Center New Mexico, LLC**  
 26-1508741  
 (NM) BU 42671 100%

**OptumCare Colorado ASC, LLC**  
 35-2597463  
 (CO) BU 42691 100%

**AMG Health, LLC**  
 92-0712514  
 (DE) BU 100%

15.31

Continued from Previous Page

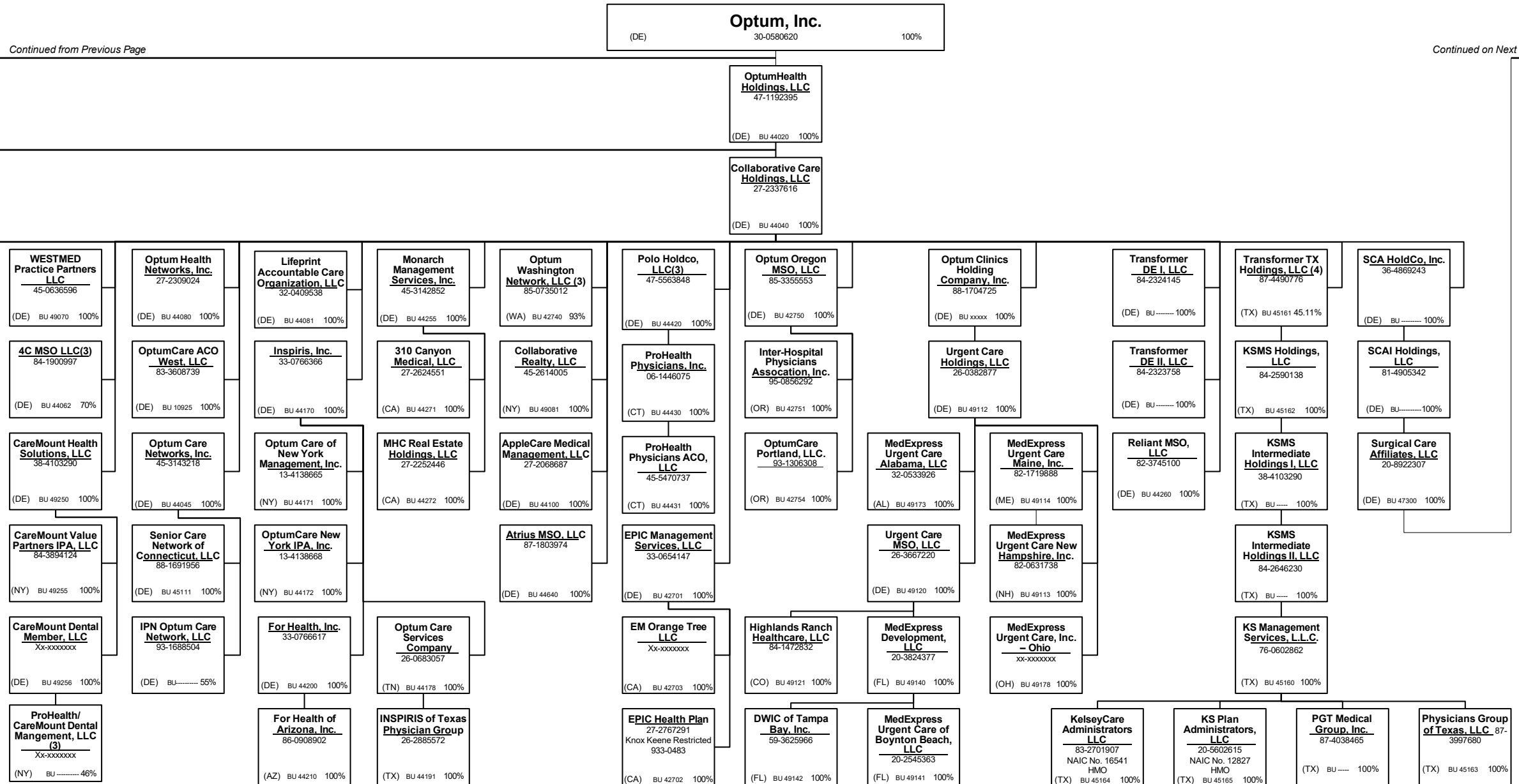
Continued on Next Page

**SCHEDULE Y – INFORMATION CONCERNING ACTIVITIES OF INSURER MEMBERS OF A HOLDING COMPANY GROUP**  
**PART 1 - ORGANIZATIONAL CHART**

Continued from Previous Page

Continued on Next Page

15.32

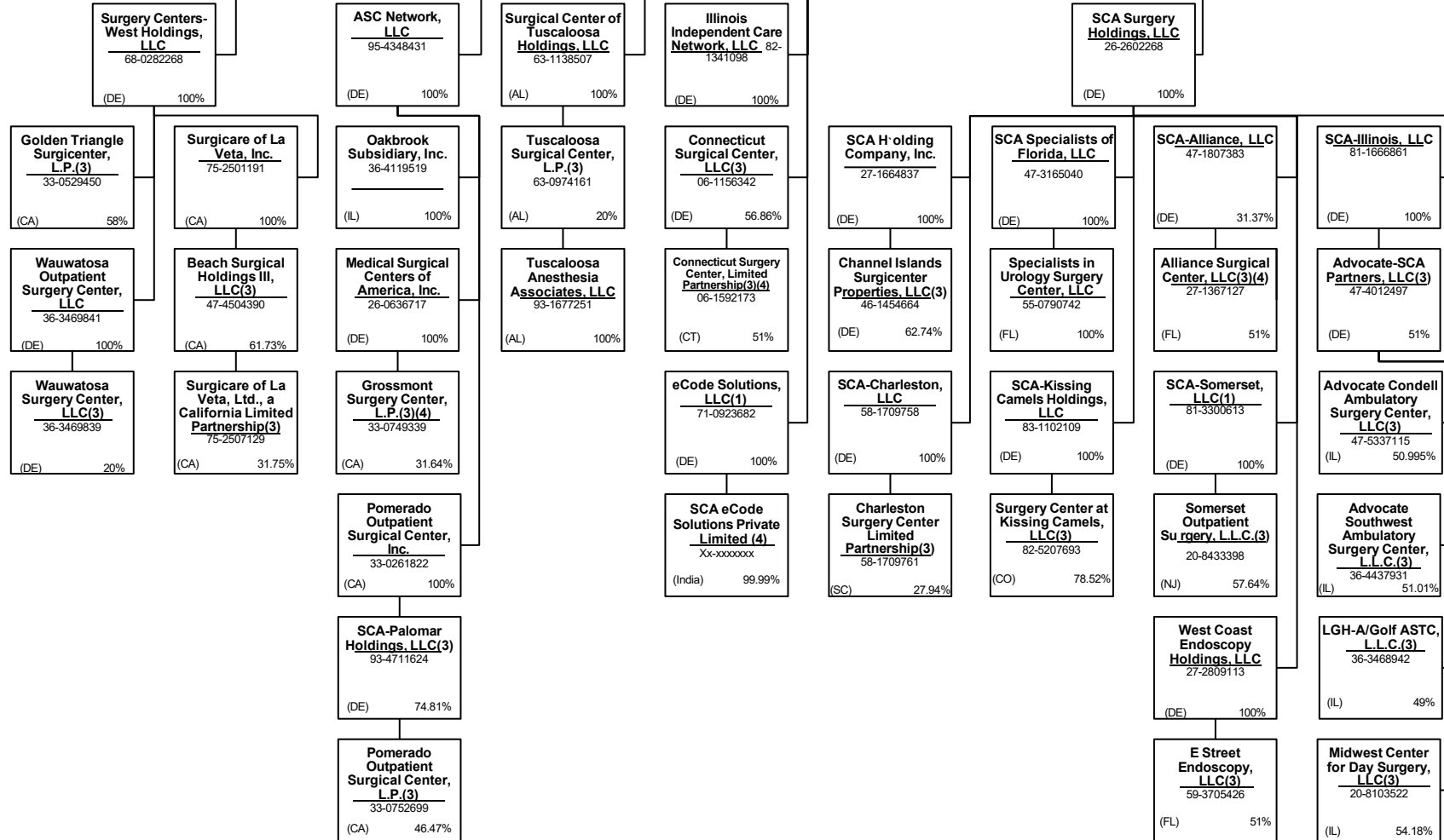


**SCHEDULE Y – INFORMATION CONCERNING ACTIVITIES OF INSURER MEMBERS OF A HOLDING COMPANY GROUP**  
**PART 1 - ORGANIZATIONAL CHART**



Continued from Previous Page

Continued on Next Page

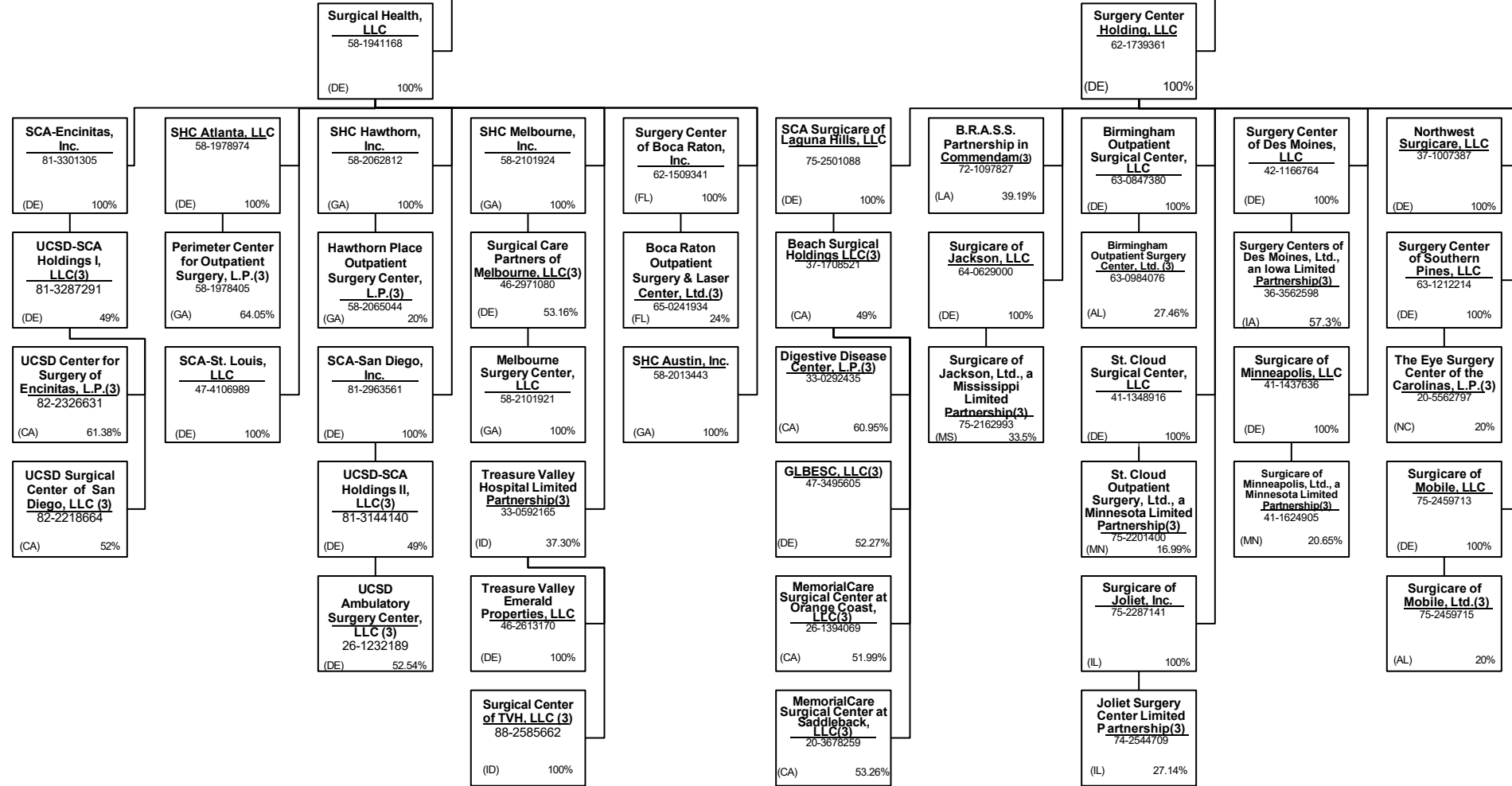


**SCHEDULE Y – INFORMATION CONCERNING ACTIVITIES OF INSURER MEMBERS OF A HOLDING COMPANY GROUP**  
**PART 1 - ORGANIZATIONAL CHART**

**Surgical Care Affiliates, LLC**  
 (DE) 20-8922307 100%

Continued from Previous Page

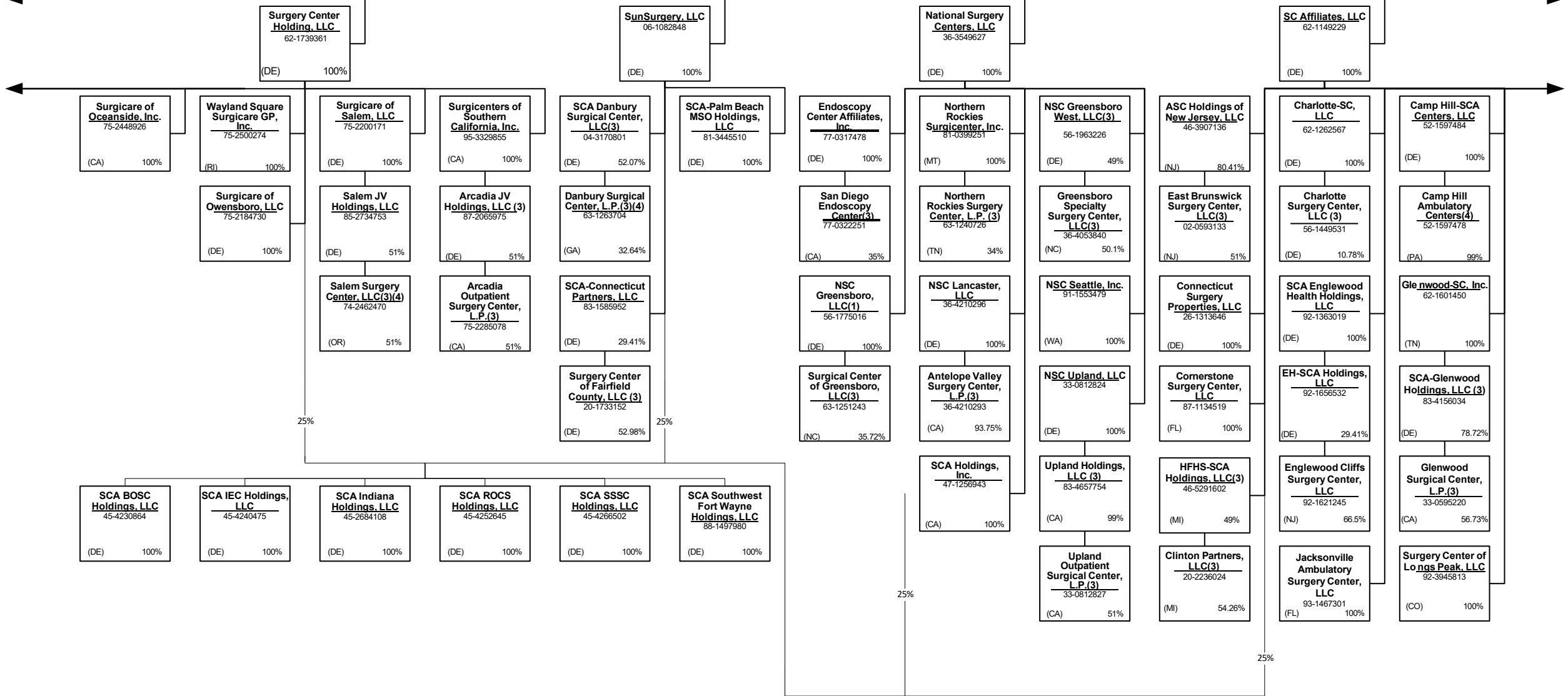
Continued on Next Page



**SCHEDULE Y – INFORMATION CONCERNING ACTIVITIES OF INSURER MEMBERS OF A HOLDING COMPANY GROUP**  
**PART 1 - ORGANIZATIONAL CHART**



Continued from Previous Page Continued on Next Page



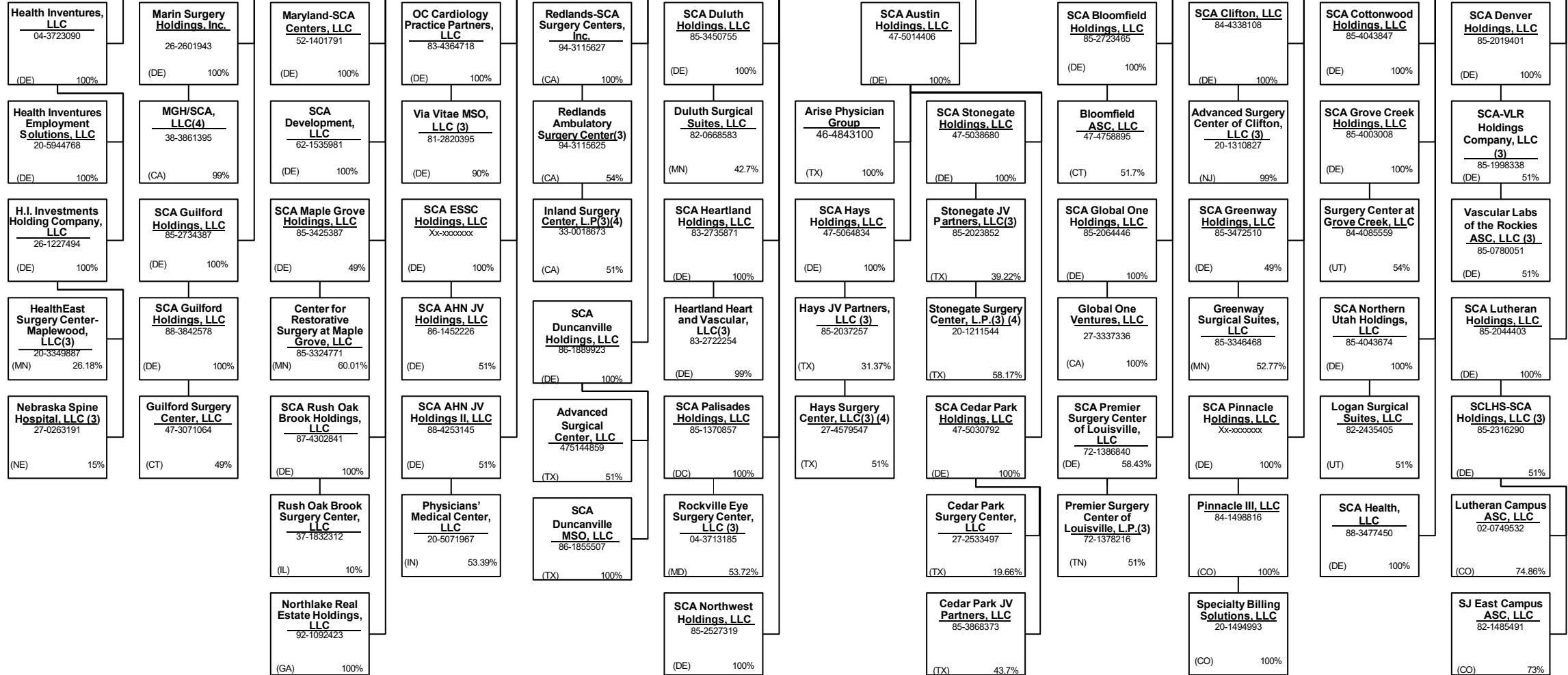
15.35



**SCHEDULE Y – INFORMATION CONCERNING ACTIVITIES OF INSURER MEMBERS OF A HOLDING COMPANY GROUP**  
**PART 1 - ORGANIZATIONAL CHART**

**Surgical Care Affiliates, LLC**  
 (DE) 20-8922307 100%

**SC Affiliates, LLC**  
 62-1149229  
 (DE) 100%



15.36

Continued from Previous Page

Continued on Next Page

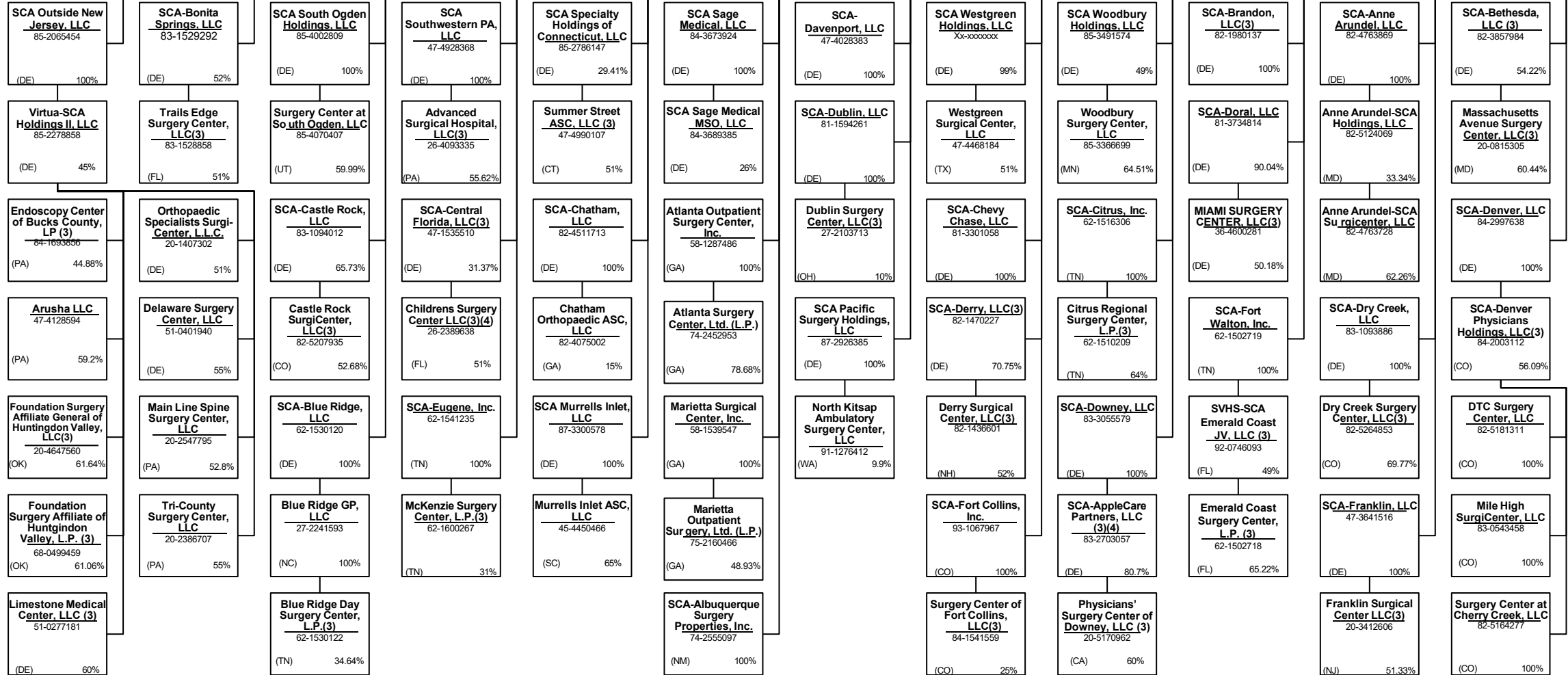
**SCHEDULE Y – INFORMATION CONCERNING ACTIVITIES OF INSURER MEMBERS OF A HOLDING COMPANY GROUP**  
**PART 1 - ORGANIZATIONAL CHART**

**Surgical Care Affiliates, LLC**  
 (DE) 20-8922307 100%

**SC Affiliates, LLC**  
 62-1149229  
 (DE) 100%

Continued from Previous Page

Continued on Next Page



15.37


**SCHEDULE Y – INFORMATION CONCERNING ACTIVITIES OF INSURER MEMBERS OF A HOLDING COMPANY GROUP**  
**PART 1 - ORGANIZATIONAL CHART**

**Surgical Care Affiliates, LLC**  
 (DE) 20-8922307 100%

**SC Affiliates, LLC**  
 62-1149229  
 (DE) 100%

Continued from Previous Page

Continued on Next Page

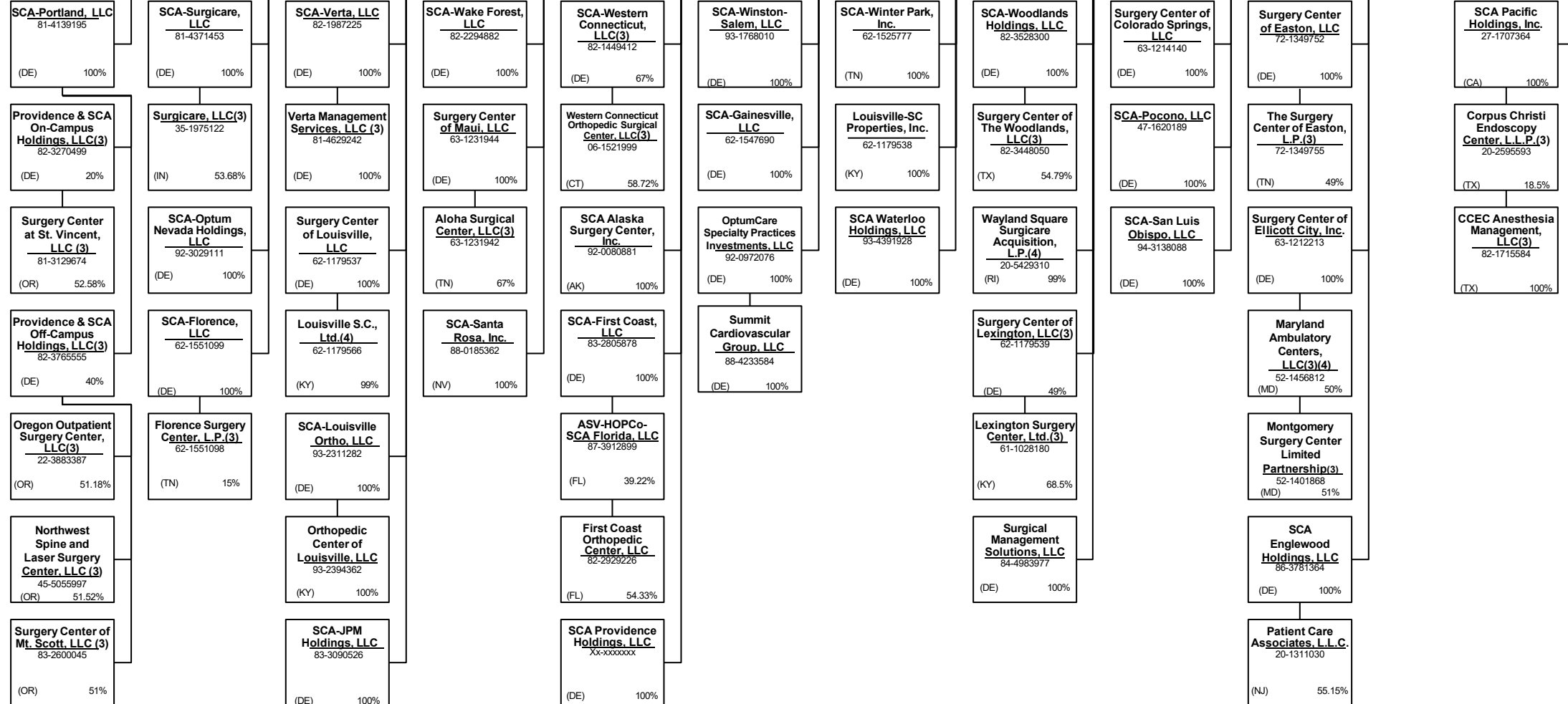


15.38

**SCHEDULE Y – INFORMATION CONCERNING ACTIVITIES OF INSURER MEMBERS OF A HOLDING COMPANY GROUP**  
**PART 1 - ORGANIZATIONAL CHART**

**Surgical Care Affiliates, LLC**  
 (DE) 20-8922307 100%

**SC Affiliates, LLC**  
 62-1149229  
 (DE) 100%



15.39

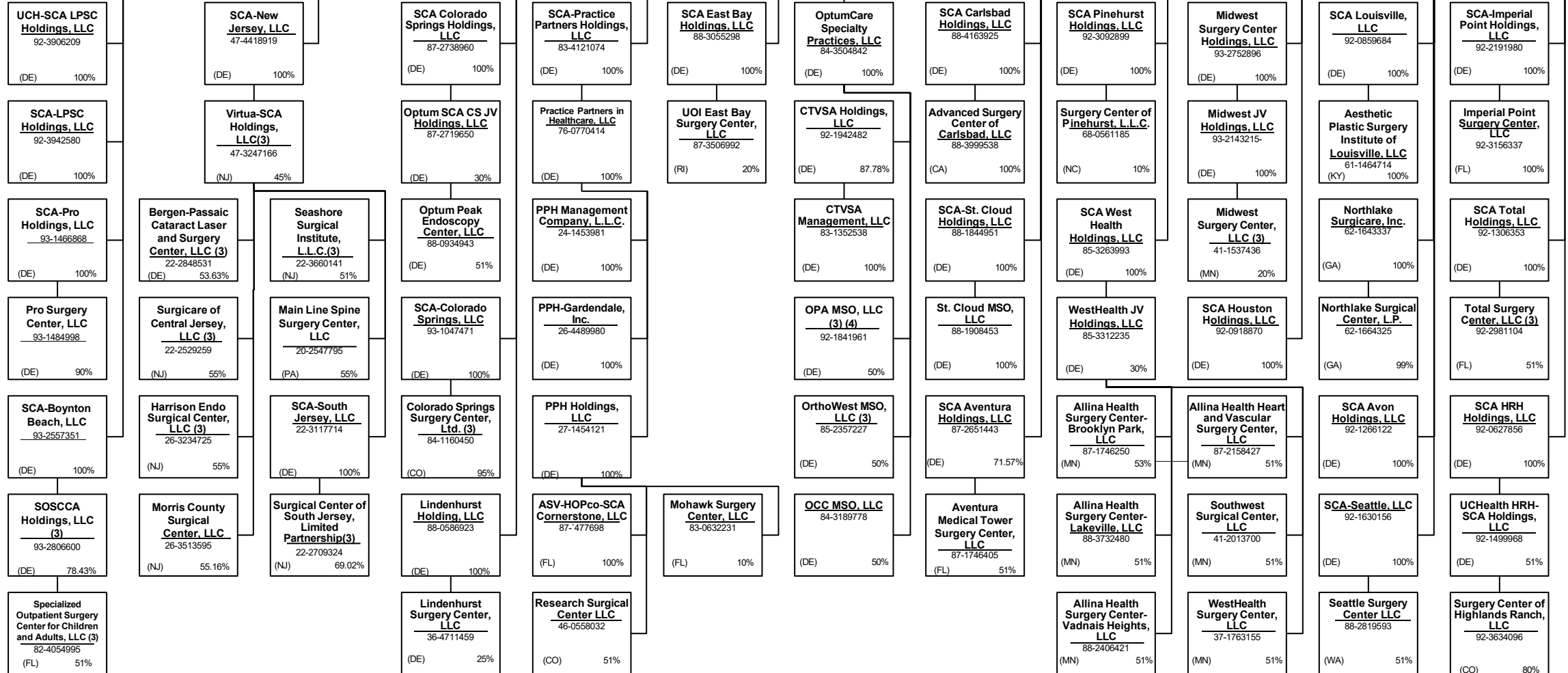
Continued from Previous Page

Continued on Next Page

**SCHEDULE Y – INFORMATION CONCERNING ACTIVITIES OF INSURER MEMBERS OF A HOLDING COMPANY GROUP**  
**PART 1 - ORGANIZATIONAL CHART**

**Surgical Care Affiliates, LLC**  
 (DE) 20-8922307 100%

**SC Affiliates, LLC**  
 62-1149229  
 (DE) 100%

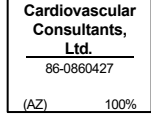
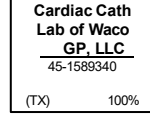
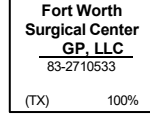
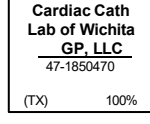

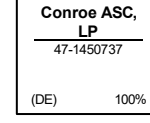
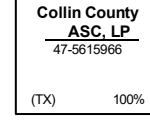


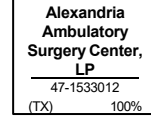
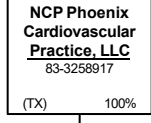
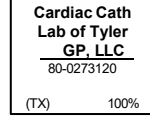
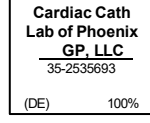
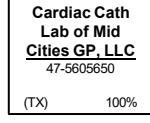
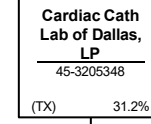
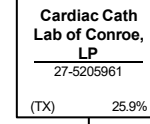
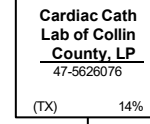
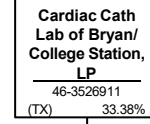
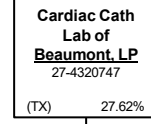
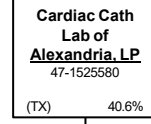
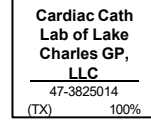
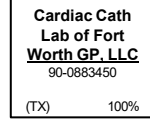
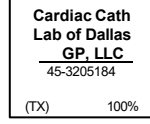
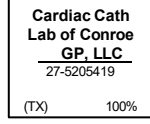
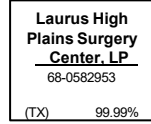
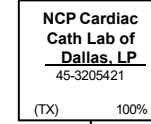
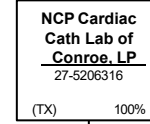
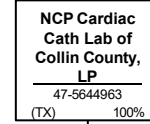
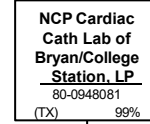
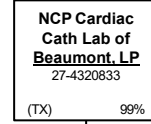
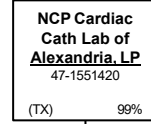
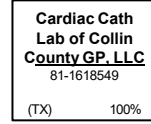
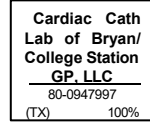
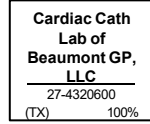
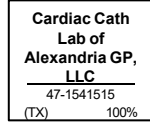

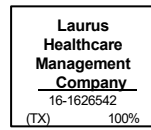


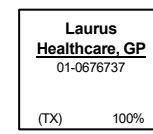
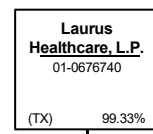





15.40

Continued from Previous Page

Continued on Next Page

**SCHEDULE Y – INFORMATION CONCERNING ACTIVITIES OF INSURER MEMBERS OF A HOLDING COMPANY GROUP**  
**PART 1 - ORGANIZATIONAL CHART**

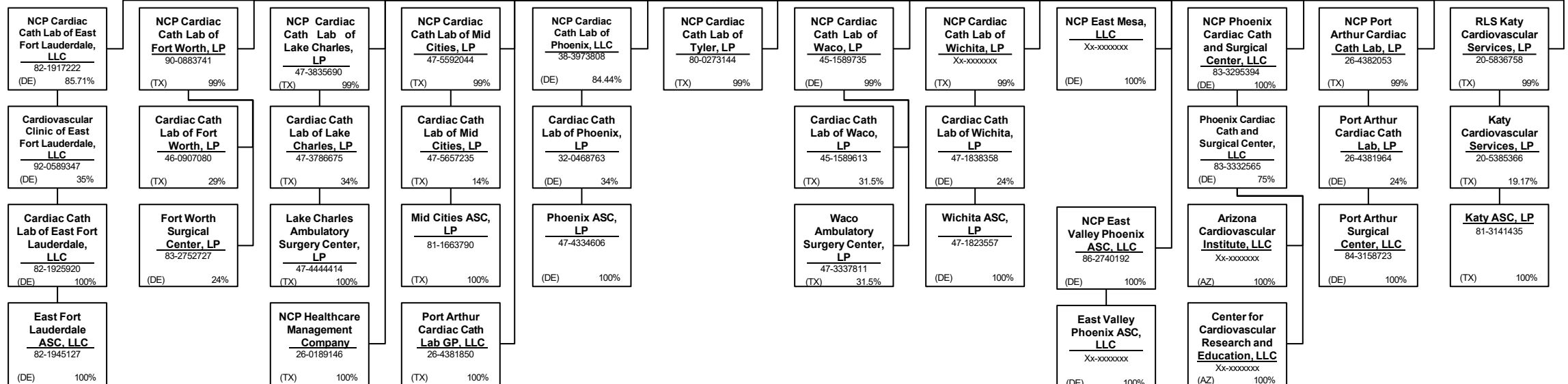

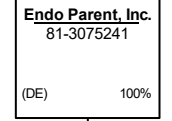



15.41

Continued from Previous Page

Continued on Next Page

**SCHEDULE Y – INFORMATION CONCERNING ACTIVITIES OF INSURER MEMBERS OF A HOLDING COMPANY GROUP**  
**PART 1 - ORGANIZATIONAL CHART**



15.42

Continued from Previous Page

Continued on Next Page

**SCHEDULE Y – INFORMATION CONCERNING ACTIVITIES OF INSURER MEMBERS OF A HOLDING COMPANY GROUP**  
**PART 1 - ORGANIZATIONAL CHART**

**Surgical Care Affiliates, LLC**  
 (DE) 20-8922307 100%

Continued from Previous Page

Continued on Next Page

**Physicians Endoscopy Intermediate Holdco, Inc.**  
 26-2239018  
 (DE) 100%

**Physicians Endoscopy, L.L.C.**  
 91-1882702  
 (DE) 100%

**Burlington County Endoscopy Center, LLC (3)**  
 20-8205206  
 (NJ) 10.83%

**Chalfont HoldCo, LLC**  
 82-2038975  
 (PA) 100%

**SBE Holdings, LLC (3)**  
 46-5454822  
 (FL) 47.05%

**Central Jersey Ambulatory Surgical Center, L.L.C.**  
 22-3669777  
 (NJ) 60%

**Frontier Healthcare Billing Services, LLC**  
 45-1476594  
 (NY) 100%

**Frontier Healthcare Management Services, LLC**  
 27-4101347  
 (NY) 100%

**PE New Jersey Holdco, LLC**  
 81-4315098  
 (NJ) 100%

**PGC Acquisition Holdings, LLC**  
 47-2582247  
 (PA) 100%

**Williamsville Consulting, L.L.C. (3)**  
 36-4440488  
 (NY) 39.07%

**The Eastside Endoscopy Center, LLC (3)**  
 26-3006590  
 (WA) 25.23%

**South Broward Endoscopy, L.L.C.**  
 11-3685842  
 (FL) 64.19%

**ECBC General Partner, LLC**  
 46-1730656  
 (PA) 51%

**Endoscopy Center of Bucks County, LP (3)(4)**  
 20-8205206  
 (PA) 44.88%

**PE Gastro MSO Holdings, LLC**  
 84-2444910  
 (DE) 100%

**Access Holding Company, LLC (3)**  
 85-0718804  
 (NJ) 40.36%

**PGC Endoscopy Center for Excellence, LLC**  
 47-2638657  
 (PA) 49%

**Carson Endoscopy Center, LLC(3)**  
 86-0872916  
 (NV) 35%

**SCA Jacksonville Holdings, LLC**  
 92-3754586  
 (DE) 100%

**PE Gastro Management, LLC (3)**  
 84-2396811  
 (DE) 56.49%

**Atlantic Gastro Surgicenter, LLC**  
 22-3645443  
 (NJ) 54.5%

**PMC-SCA Holdings, LLC (3)**  
 93-4588165  
 (DE) 51%

**Princeton Endoscopy Center, LLC (3)**  
 20-0445094  
 (DE) 51%

15.43



**SCHEDULE Y – INFORMATION CONCERNING ACTIVITIES OF INSURER MEMBERS OF A HOLDING COMPANY GROUP**  
**PART 1 - ORGANIZATIONAL CHART**

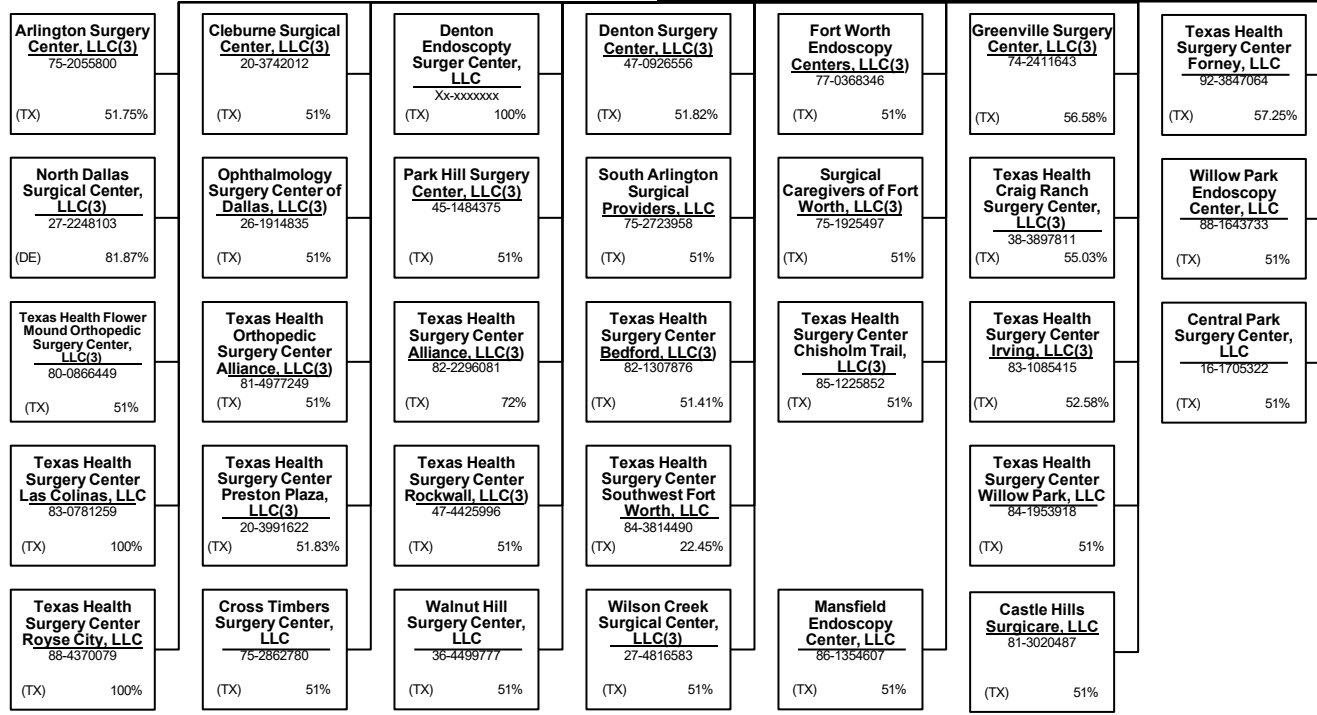
**Surgical Care Affiliates, LLC**  
 (DE) 20-8922307 100%

Substantively Controlled Surgical Care Affiliate Entities

**Texas Health Resources**  
 Non-Affiliated  
 100%

**THR-SCA Holdings, LLC (3)(17)**  
 46-1096461  
 (TX) 100%

**Pacific Cardiovascular Associates Medical Group, Inc. (3)(17)**  
 33-0704734  
 (CA) 100%



15.44

Continued from Previous Page

**SCHEDULE Y – INFORMATION CONCERNING ACTIVITIES OF INSURER MEMBERS OF A HOLDING COMPANY GROUP****PART 1 - ORGANIZATIONAL CHART****Beneficially Owned Legal Entities**

<b>Entity Name</b>	<b>Juris.</b>	<b>Federal Tax ID</b>	<b>Entity Name</b>	<b>Juris.</b>	<b>Federal Tax ID</b>
4C Medical Group, PLC	AZ	45-2402948	Cognitive-Behavioral Therapy Center of Western North Carolina, P.A.	NC	20-3056794
A.G. Dikengil, Inc.	NJ	22-3149900	Colonial Family Practice, L.L.C.	SC	02-0626080
AbleTo Behavioral Health Services of Michigan, P.C.	MI	85-4328419	Columbia Counseling Center P.A.	MD	52-2052733
AbleTo Behavioral Health Services of New Jersey, P.C.	NJ	85-4306375	Connect Medical, P.C.	NY	32-0551188
AbleTo Behavioral Health Services, PC	CT	47-5519672	Crystal Run Healthcare Physicians LLP	NY	13-3843560
AbleTo Licensed Clinical Social Worker Services, P.C.	CA	85-0739865	David C. Anderholm, M.D., P.A.	MN	41-1879063
AbleTo Psychiatry Health Services, P.C.	MA	88-2290313	David Moen, M.D. P.C.	NY	81-5101448
AHN Accountable Care Organization, LLC	IN	45-4171713	David R. Ferrell, M.D., P.C.	NV	45-2380022
Aleph Psychological Services, Inc.	CA	46-3477124	Day-OP Center Of Long Island Inc.	NY	11-2811353
American Health Network of Indiana, LLC	IN	35-2108729	DBT and EMDR Specialists, P.A.	MN	47-3322541
Angie Coil FNP, PLLC	AZ	81-2112951	Doc Martins, PLLC	AZ	20-0419099
AppleCare Hospitalists Medical Group, Inc.	CA	14-1890491	Durable Medical Equipment, Inc.	MA	04-3106404
AppleCare Medical Group St. Francis, Inc.	CA	33-0845269	East Side Endoscopy, L.L.C.	NY	26-3006590
AppleCare Medical Group, Inc.	CA	33-0898174	Elite Focus Clinic, Inc., a Professional Corporation	CA	47-3861802
ARTA Western California, Inc.	CA	33-0658815	Empire Physicians' Medical Group, Inc.	CA	33-0181426
Astra Medical Clinic, PLLC	AZ	86-0882561	Endoscopy Center of Western New York, L.L.C.	NY	36-4427974
Atrius Health Ambulatory Surgery Center, LLC	MA	--	Eugene Center for Anxiety and Stress, LLC	OR	83-2740282
Atrius Health, Inc.	MA	04-3397450	Eugene Therapy, LLC	OR	90-0624377
Beaver Medical Group, P.C.	CA	33-0645967	Everett Physicians, Inc. P.S.	WA	81-1625636
Behavioral Solutions, P.C.	MA	04-3316367	Evolve, LLC	WI	61-1752488
Bexar Imaging Center, LLC	TX	22-3858211	Family Counseling Associates of Salem Andover LLC	NH	27-0820363
California Spring Holdings, PC	CA	81-0881243	Ferrell Physician Services, P.C.	NY	87-4007730
Carbondale Counseling Associates, PLLC	IL	47-1130641	First Step Services, PLLC	NC	51-0484581
Cardiothoracic & Vascular Surgical Associates, P.A.	FL	59-3338654	Five Rivers South L.L.C.	MN	92-0459013
CARE Clinics LLC	MN	46-4814778	Flagstaff Family Physicians, PLLC	AZ	86-0959327
CARE Free Counseling LLC	MN	88-0822778	Good Samaritan Medical Practice Association, Inc., A Medical Group	CA	95-3969271
CareMount Health Solutions ACO, LLC	NY	n/a	Great South Bay Endoscopy Center, LLC	NY	46-3055867
Carnegie Hill Endoscopy, LLC	NY	27-0385539	Greater Phoenix Collaborative Care, P.C.	AZ	27-2337725
Carolina Behavioral Care, P.A.	NC	56-1780933	Gunn Behavioral Care of California, P.C.	CA	27-3237563
Carroll Counseling Center LLC	MD	52-2072546	Gunn Behavioral Holdco, P.C.	CA	92-3292446
Centers for Family Medicine, GP	CA	33-0483510	HealthCare Partners Affiliates Medical Group	CA	95-4526112
Christopher Stalberg, M.D., PLLC	AZ	26-4651320	HealthCare Partners ASC-HB, LLC	CA	26-4247365
Cielo House, Inc.	CA	27-1655973	HealthCare Partners Associates Medical Group, P.C.	CA	45-5273760

**SCHEDULE Y – INFORMATION CONCERNING ACTIVITIES OF INSURER MEMBERS OF A HOLDING COMPANY GROUP****PART 1 - ORGANIZATIONAL CHART**

## Beneficially Owned Legal Entities

<b>Entity Name</b>	<b>Juris.</b>	<b>Federal Tax ID</b>	<b>Entity Name</b>	<b>Juris.</b>	<b>Federal Tax ID</b>
HealthCare Partners Medical Group, P.C.	CA	95-4340584	Landmark Medical of Pennsylvania, PC	PA	81-1605378
Heron Ridge Assoc., P.L.C.	MI	80-0020865	Landmark Medical of Rhode Island, PC	RI	84-2830065
Homecare Dimensions of Florida, Inc.	TX	81-0884465	Landmark Medical of Tennessee, PC	TN	30-1288593
Homecare Dimensions, Inc.	TX	74-2758644	Landmark Medical of Texas, PA	TX	83-2296389
IN Style OPTICAL, LLC	MA	27-3296953	Landmark Medical of Utah, PC	UT	84-2660339
Inland Faculty Medical Group, Inc.	CA	33-0618077	Landmark Medical of Virginia, P.C.	VA	85-0839774
Inspiris Medical Services of New Jersey, P.C.	NJ	45-2563134	Landmark Medical of Washington, PC	WA	47-3028655
INSPIRIS of Michigan Medical Services, P.C.	MI	27-1561674	Landmark Medical, P.C.	NY	47-1588943
INSPIRIS of New York Medical Services, P.C.	NY	13-4168739	Level2 Medical Services, P.A.	DE	84-5003916
INSPIRIS of Pennsylvania Medical Services, P.C.	PA	26-2895670	Level2 Medical Services, P.A. New Jersey	NJ	87-2684015
Jonathan E. Goldberg, Ph.D., Inc.	MA	26-3013277	Level2 Medical Services, P.C. Alaska	AK	87-2600511
Joyce Marter & Associates, P.C.	IL	26-3478896	Level2 Medical Services, P.C. California	CA	92-1153396
K.P. Counseling, Ltd.	IL	30-0089259	Level2 Medical Services, P.C. Utah	UT	87-0989804
Kelsey-Seybold Medical Group, PLLC	TX	76-0386391	Liberty Endoscopy Center, LLC	NY	46-4588779
Keys Counseling, Inc.	IN	30-0358493	Life Strategies Counseling, Inc.	AR	20-0468524
KS Pharm, LLC	TX	84-2355006	LifeSolutions Counseling Associates, P.C.	IN	26-3292877
KS SC, LLC	TX	84-2241460	Manhattan Endoscopy Center, LLC	NY	27-1510596
Landmark Medical of Arkansas, P.A.	AR	85-0997438	March Vision Care Group, Incorporated	CA	95-4874334
Landmark Medical of California, PC	CA	47-4553619	March Vision Care IPA, Inc.	NY	27-3115058
Landmark Medical of Connecticut, PC	CT	83-2295301	March Vision Care of Texas, Inc.	TX	45-4227915
Landmark Medical of Florida, P.A.	FL	85-0838149	MAT-RX DEVELOPMENT, L.L.C.	TX	43-1967820
Landmark Medical of Idaho, PC	ID	92-0496439	Mat-Rx Fort Worth GP, L.L.C.	TX	35-2262695
Landmark Medical of Kansas, P.A.	KS	82-4633545	ME Urgent Care Nebraska, Inc.	NE	81-0936574
Landmark Medical of Kentucky, PSC	KY	82-4881602	MedExpress Employed Services, Inc.	DE	81-1265129
Landmark Medical of Louisiana, a Professional Corporation	LA	82-4881732	MedExpress Primary Care Arizona, P.C.	AZ	81-4550969
Landmark Medical of Massachusetts, PLLC	MA	81-5364097	MedExpress Primary Care Arkansas, P.A.	AR	84-4234388
Landmark Medical of Michigan, P.C.	MI	86-3599871	MedExpress Primary Care Kansas, P.A.	KS	81-4605885
Landmark Medical of Mississippi, P.C.	MS	82-5084178	MedExpress Primary Care Maryland, P.C.	MD	82-3384324
Landmark Medical of Missouri, P.C.	MO	82-4857713	MedExpress Primary Care Massachusetts, P.C.	MA	82-1096099
Landmark Medical of New Hampshire, P.C.	NH	85-1174070	MedExpress Primary Care Minnesota P.C.	MN	81-4396738
Landmark Medical of North Carolina, P.C.	NC	82-4256752	MedExpress Primary Care Oklahoma, P.C.	OK	83-1077265
Landmark Medical of Ohio, Professional Corporation	OH	82-4864947	MedExpress Primary Care South Carolina, P.C.	SC	83-0764858
Landmark Medical of Oregon, PC	OR	47-2926188	MedExpress Primary Care Texas, P.A.	TX	84-2500750

## SCHEDULE Y – INFORMATION CONCERNING ACTIVITIES OF INSURER MEMBERS OF A HOLDING COMPANY GROUP

### PART 1 - ORGANIZATIONAL CHART

#### Beneficially Owned Legal Entities

Entity Name	Juris.	Federal Tax ID	Entity Name	Juris.	Federal Tax ID
MedExpress Primary Care Virginia, P.C.	VA	82-3395792	MedExpress, Inc. – Delaware	DE	45-5436856
MedExpress Primary Care West Virginia, Inc.	WV	82-4401181	Mental Health Resources, PLLC	TN	62-1396317
MedExpress Primary Care Wisconsin, S.C.	WI	81-4563448	MH Physician Three Holdco, a Medical Corporation	CA	27-4691544
MedExpress Urgent Care – New Jersey, P.C.	NJ	45-5388778	MHCH, Inc.	CA	80-0507474
MedExpress Urgent Care - Northern New Jersey PC	NJ	83-2089623	MHIPA Physician Two Holdco, a Medical Corporation	CA	27-4691508
MedExpress Urgent Care Arizona, P.C.	AZ	81-4030280	Midtown Medical, L.P.	CA	82-2873776
MedExpress Urgent Care Arkansas, P.A.	AR	46-4348120	Mindscapes Counseling, PLLC	CT	47-2117693
MedExpress Urgent Care California, P.C.	CA	82-0930142	Mobile Medical Services of New Jersey, PC	NJ	81-2977678
MedExpress Urgent Care Connecticut, P.C.	CT	81-1956812	Mobile Medical Services, P.C.	NY	30-0445773
MedExpress Urgent Care Idaho, P.C.	ID	82-1135336	Monarch Health Plan, Inc.	CA	22-3935634
MedExpress Urgent Care Illinois, P.C.	IL	47-4308614	Monarch HealthCare, A Medical Group, Inc.	CA	33-0587660
MedExpress Urgent Care Iowa, P.C.	IA	81-5353472	NAMM Medical Group Holdings, Inc.	CA	56-2627070
MedExpress Urgent Care Kansas, P.A.	KS	47-1919283	NC Center For Resiliency, PLLC	NC	47-2693055
MedExpress Urgent Care Minnesota P.C.	MN	81-1125396	New Perspectives Center for Counseling & Therapy, L.L.C.	OR	93-1173779
MedExpress Urgent Care Missouri P.C.	MO	47-3132625	New York Licensed Clinical Social Work, P.C.	NY	86-3891057
MedExpress Urgent Care North Carolina, P.C.	NC	81-5138747	Northern California Physicians Network, Inc., a Professional Corporation	CA	81-1573604
MedExpress Urgent Care Oregon, P.C.	OR	82-1919436	Northlight Counseling Associates, Inc.	AZ	86-0646417
MedExpress Urgent Care Rhode Island, P.C.	RI	81-5362765	Northwest Medical Group Alliance, LLC	WA	91-1699944
MedExpress Urgent Care South Carolina, P.C.	SC	81-5380706	NPN IPA Washington, PLLC	WA	61-1855159
MedExpress Urgent Care Texas, P.A.	TX	47-5147441	Oakland Psychological Clinic, P.C.	MI	38-2481929
MedExpress Urgent Care Washington, P.C.	WA	82-2443118	OHR Physician Group, P.C.	OR	93-0979031
MedExpress Urgent Care Wisconsin, S.C.	WI	81-4281678	Optum Behavioral Care of California, P.C.	CA	84-4887072
MedExpress Urgent Care, Inc. – West Virginia	WV	26-4546400	Optum Behavioral Care of Colorado, P.C.	CO	93-2952612
MedExpress Urgent Care, P.C. – Georgia	GA	47-1804667	Optum Behavioral Care of Connecticut, P.C.	CT	93-2339326
MedExpress Urgent Care, P.C. – Indiana	IN	90-0929572	Optum Behavioral Care of Kansas, P.A.	KS	93-3404672
MedExpress Urgent Care, P.C. – Maryland	MD	45-3461101	Optum Behavioral Care of New Jersey, P.C.	NJ	85-0666386
MedExpress Urgent Care, P.C. – Massachusetts	MA	47-1857908	Optum Behavioral Care of North Carolina, P.C.	NC	85-1959641
MedExpress Urgent Care, P.C. – Michigan	MI	46-4793937	Optum Behavioral Care of Texas, P.A.	TX	84-3152209
MedExpress Urgent Care, P.C. – Oklahoma	OK	47-1824365	Optum Care Washington, PLLC	WA	91-0214500
MedExpress Urgent Care, P.C. – Pennsylvania	PA	26-3750502	Optum Clinic, P.A.	TX	75-2778455
MedExpress Urgent Care, P.C. – Tennessee	TN	45-4973138	Optum Everycare, P.C.	PR	66-1026448
MedExpress Urgent Care, P.C. – Virginia	VA	45-3123110	Optum Medical Care of New Jersey, P.C.	NJ	22-3624559
MedExpress Urgent Care, P.S.C. - Kentucky	KY	83-1565124	Optum Medical Care, P.C.	NY	13-3544120

**SCHEDULE Y – INFORMATION CONCERNING ACTIVITIES OF INSURER MEMBERS OF A HOLDING COMPANY GROUP****PART 1 - ORGANIZATIONAL CHART**

## Beneficially Owned Legal Entities

<u>Entity Name</u>	<u>Juris.</u>	<u>Federal Tax ID</u>	<u>Entity Name</u>	<u>Juris.</u>	<u>Federal Tax ID</u>
Optum Medical Group (Rhodes), P.C.	NV	88-0310956	Prospero Health Partners, P.C.	MN	84-3234753
Optum Medical Group II (Rhodes), P.C.	NV	86-0857176	Prospero Medical Services New Jersey, P.C.	NJ	84-3844362
Optum Medical Group, P.A.	KS	46-2662506	Prospero Medical Services, P.A.	FL	87-2406404
Optum Medical Services of California, P.C.	CA	30-0826311	Psychiatry Services of New York, P.C.	NY	85-0921665
Optum Medical Services of Colorado, P.C.	CO	45-5424191	Psychiatry Specialists, S.C.	IL	27-3409538
Optum Medical Services, P.C.	NC	45-3866363	Psychological Healthcare, PLLC	NY	16-1484552
Optum Urgent Care, PLLC	NY	46-1883579	Queens Endoscopy ASC, LLC	NY	27-4189294
OptumCare Portland, LLC	OR	93-1306308	Red Oak Counseling, Ltd.	WI	20-0785644
Oregon Healthcare Resources, LLC	OR	27-3674492	Redlands Family Practice Medical Group, Inc.	CA	56-2627067
Ortho Physician Partners, P.C.	WA	93-3367856	Refresh Canopy Cove, Inc.	FL	82-3603285
OW Physician Partners, P.C.	CA	85-4386308	Refresh Connecticut, PLLC	CT	84-2663780
Pacific Cardiovascular Associates Medical Group, Inc.	CA	33-0704734	Refresh Evolve, LLC	WI	83-4507157
PE Healthcare Associates, LLC	NY	27-4496894	Refresh In-Home Counseling LLC	IL	82-5351068
Peninsula Psychological Center, Inc., P.S.	WA	91-1885912	Refresh Pennsylvania, LLC	PA	84-1756547
Perham Physical Therapy, LTD	MN	20-5608977	Reliant Medical Group The Endoscopy Center, LLC	MA	20-5251393
Perspectives of Troy, P.C.	MI	38-2592367	Reliant Medical Group, Inc.	MA	04-2472266
Physician United PLLC	AZ	84-3476733	RICBT, Inc.	RI	33-0999953
Physicians Medical Group of San Jose, Inc.	CA	94-2722082	Riverside Community Healthplan Medical Group, Inc.	CA	33-0055097
Physicians Medical Holdings	CA	86-2631012	Riverside Electronic Healthcare Resources, Inc.	CA	20-3420379
Pilot Holdings, P.C.	CA	87-3931756	Saad A. Shakir, M.D., Inc.	CA	77-0398259
Pinnacle Medical Group, Inc.	CA	33-0795271	Saddleback Medical Group, Inc.	CA	33-0571462
Polyclinic Holdings, P.C.	WA	83-3042027	San Bernardino Medical Group, Inc.	CA	95-3088615
POLYCLINIC MANAGEMENT SERVICES COMPANY, LLC	WA	46-0508606	San Diego Physicians Medical Group, Inc.	CA	33-0457134
Primary Care Associated Medical Group, Inc.	CA	33-0527335	Sanvello Behavioral Health Services, P.A.	DE	84-1754732
ProHEALTH Ambulatory Surgery Center, Inc.	NY	11-3447394	Saris Counseling, LLC	WI	n/a
ProHEALTH Care Associates of New Jersey LLP	NJ	47-5656253	Seattle Psychology, P.L.L.C.	WA	46-3238571
ProHEALTH Care Associates, L.L.P.	NY	11-3355604	Sequoia Physician Holdings, P.C.	CA	99-2070439
ProHEALTH Medical NY, P.C.	NY	47-1388406	Serenity Family and Psychological Counseling Center, P.C.	CA	45-3802527
ProHealth Physicians, P.C.	CT	06-1469068	Shark Holdings, P.C.	CA	87-3142148
ProHEALTH Urgent Care Medicine of New Jersey LLP	NJ	47-5661535	Sherman Counseling Management, S.C.	WI	47-5082677
Prospero Health Partners Florida, Inc.	FL	85-0775386	Silicon Valley TMS of Monterey Bay, GP	CA	81-3200297
Prospero Health Partners New York, P.C.	NY	82-2400620	Southwest Internal Medicine Group, Roberto Ruiz, M.D., PLLC	AZ	86-0516447

**SCHEDULE Y – INFORMATION CONCERNING ACTIVITIES OF INSURER MEMBERS OF A HOLDING COMPANY GROUP****PART 1 - ORGANIZATIONAL CHART**

## Beneficially Owned Legal Entities

<b>Entity Name</b>	<b>Juris.</b>	<b>Federal Tax ID</b>
Springfield Psychological, P.C.	PA	23-2833266
St. Vincent IPA Medical, L.P.	CA	95-4729595
Surgical Eye Experts, LLC	MA	65-1321064
Surprise Health Center, PLLC	AZ	86-1047772
Susan Albright P.L.C.	AZ	20-5176158
Talbert Medical Group, P.C.	CA	93-1172065
The Corvallis Clinic, P.C.	OR	93-1221257
The Polyclinic, PLLC	WA	91-0369070
The Potter's House Family & Children Treatment Center, LLC	GA	20-8357849
The Tabor Therapy Group, Inc.	IL	46-5461304
Triangle Counseling Agency, Inc.	NC	26-2552129
USMD Diagnostic Services, LLC	TX	27-2803133
USMD Hospital at Fort Worth, L.P.	TX	20-3571243
USMD of Arlington GP, L.L.C.	TX	73-1662757
Warner Family Practice, P.C.	AZ	86-0462952
Waypoint Minnesota PC	MN	46-2854394
WellMed Florida Medicare ACO, LLC	TX	84-2233329
WellMed Florida Services, PLLC	TX	45-2158334
WellMed Foundation Medicare ACO, LLC	TX	84-2193803
WellMed Medical Group, P.A.	TX	74-2574229
WellMed MSSP ACO, LLC	TX	84-2178104
WellMed Network Medicare ACO, LLC	TX	84-2204650
WellMed Network of Florida, Inc.	TX	35-2314192
WellMed Networks - DFW, Inc.	TX	41-2250215
WellMed Networks, Inc.	TX	74-2889447
WellMed of Las Cruces, Inc.	TX	92-0183013
WellMed Texas Medicare ACO, LLC	TX	84-2219968
XLHome Michigan, P.C.	MI	46-3537245
XLHome Northeast, P.C.	NJ	45-5530241
XLHome Oklahoma, Inc.	OK	46-2931689
XLHome, P.C.	MD	27-3543997
Yorkville Endoscopy, LLC	NY	46-0857425

## SCHEDULE Y – INFORMATION CONCERNING ACTIVITIES OF INSURER MEMBERS OF A HOLDING COMPANY GROUP

### PART 1 - ORGANIZATIONAL CHART

#### Organizational Chart Footnotes

- (1) Entity is owned in full or in part by a UnitedHealth Group Incorporated friendly physician.
- (2) Control of the Foundation is based on sole membership, not the ownership of voting securities.
- (3) The remaining percentage is owned either by a non-affiliated entity, outside investor(s), current/former company officer(s), or third party shareholder(s).
- (4) The minority percentage is owned by one or more affiliated UnitedHealth Group Incorporated subsidiaries. Voting rights do vary.
- (5) No information of the other shareholder(s) has been provided
- (6) General partnership interests are held by United HealthCare Services, Inc. (89.77%) and by UnitedHealthcare, Inc. (10.23%). United HealthCare Services, Inc. also holds 100% of the limited partnership interests. When combining general and limited partner interests, United HealthCare Services, Inc. owns 94.18% and UnitedHealthcare, Inc. owns 5.83%.
- (7) Branch offices in Iraq and Uganda.
- (8) H&W Indemnity (SPC), Ltd. is an exempted segregated portfolio company organized under the laws of the Cayman Islands and holds a Cayman insurance license.
- (9) Registered as a foreign shareholder in Brazil.
- (10) Open
- (11) Polar II Fundo de Investimento em Participações is a Brazilian private equity investment fund incorporated in the form of a closed-end condominium.
- (12) N/A
- (13) Entity has a representative office in Beijing, China.
- (14) Open
- (15) Registered branch in the United Kingdom.
- (16) Open
- (17) Entity is not directly owned by the parent. However, the parent does have a viable economic interest as well as control over the entity through contractual agreements.

STATEMENT AS OF JUNE 30, 2024 OF THE UnitedHealthcare of Wisconsin, Inc.

**SCHEDULE Y**  
**PART 1A - DETAIL OF INSURANCE HOLDING COMPANY SYSTEM**

1	2	3	4	5	6	7	8	9	10	11	12	13	14	15	16
Group Code	Group Name	NAIC Company Code	ID Number	Federal RSSD	CIK	Name of Securities Exchange if Publicly Traded (U.S. or International)	Names of Parent, Subsidiaries Or Affiliates	Domi-ciliary Location	Relation-ship to Reporting Entity	Directly Controlled by (Name of Entity/Person)	Type of Control (Ownership, Board, Management, Attorney-in-Fact, Influence, Other)	If Control is Ownership Provide Percentage	Ultimate Controlling Entity(ies)/Person(s)	Is an SCA Filing Re-quired? (Yes/No)	*
		00000	98-1308130				1070715 B.C. Unlimited Liability Company	..CAN.....	..NIA.....	OptumRx Group Holdings, Inc.	Ownership.....	100.000	UnitedHealth Group Incorporated	..NO.....	
		00000	20-2904092				1st Avenue Pharmacy, Inc.	..WA.....	..NIA.....	Genoa Healthcare LLC	Ownership.....	100.000	UnitedHealth Group Incorporated	..NO.....	
		00000	27-2624551				310 Canyon Medical, LLC	..CA.....	..NIA.....	Monarch Management Services, Inc.	Ownership.....	100.000	UnitedHealth Group Incorporated	..NO.....	
		00000	45-2402948				4C Medical Group, PLC	..AZ.....	..NIA.....	Greater Phoenix Collaborative Care, P.C.	Ownership.....	100.000	UnitedHealth Group Incorporated	..NO.....	1
		00000	84-1900997				4C MSO LLC	..DE.....	..NIA.....	Collaborative Care Holdings, LLC	Ownership.....	70.000	UnitedHealth Group Incorporated	..NO.....	
		00000	35-2607738				5995 Minnetonka, LLC	..DE.....	..NIA.....	UnitedHealthcare Insurance Company	Ownership.....	100.000	UnitedHealth Group Incorporated	..NO.....	
		00000	41-2174802				A Better Way Therapy, L.L.C.	..NE.....	..NIA.....	Refresh Mental Health, Inc.	Ownership.....	100.000	UnitedHealth Group Incorporated	..NO.....	
		00000	22-3149900				A.G. Dikengil, Inc.	..NJ.....	..NIA.....	Optum Medical Care of New Jersey, P.C.	Ownership.....	100.000	UnitedHealth Group Incorporated	..NO.....	1
		00000					A+ Learning and Development Centers LLC	..OH.....	..NIA.....	OhioSolutions.org LLC	Ownership.....	100.000	UnitedHealth Group Incorporated	..NO.....	
		00000	72-1187363				AAA Home Health, Inc.	..LA.....	..NIA.....	Louisiana Health Care Group, L.L.C.	Ownership.....	100.000	UnitedHealth Group Incorporated	..NO.....	
		00000	64-0917990				Able Home Health, Inc.	..MS.....	..NIA.....	Mississippi Health Care Group, LLC	Ownership.....	50.000	UnitedHealth Group Incorporated	..NO.....	
		00000	64-0917741				Able Home Health, Inc.	..AL.....	..NIA.....	Alabama Health Care Group, LLC	Ownership.....	50.000	UnitedHealth Group Incorporated	..NO.....	
		00000	85-4328419				AbleTo Behavioral Health Services of Michigan, P.C.	..MI.....	..NIA.....	Physician(s) Owned	Influence.....	0.000	UnitedHealth Group Incorporated	..NO.....	1
		00000	85-4306375				AbleTo Behavioral Health Services of New Jersey, P.C.	..NJ.....	..NIA.....	Physician(s) Owned	Influence.....	0.000	UnitedHealth Group Incorporated	..NO.....	1
		00000	47-5519672				AbleTo Behavioral Health Services, PC	..CT.....	..NIA.....	Physician(s) Owned	Influence.....	0.000	UnitedHealth Group Incorporated	..NO.....	1
		00000	85-0739865				AbleTo Licensed Clinical Social Worker Services, P.C.	..CA.....	..NIA.....	Physician(s) Owned	Influence.....	0.000	UnitedHealth Group Incorporated	..NO.....	1
		00000	88-2290313				AbleTo Psychiatry Health Services, P.C.	..MA.....	..NIA.....	Physician(s) Owned	Influence.....	0.000	UnitedHealth Group Incorporated	..NO.....	1
		00000	46-2468224				AbleTo, Inc.	..DE.....	..NIA.....	Avery Parent Holdings, Inc.	Ownership.....	100.000	UnitedHealth Group Incorporated	..NO.....	
		00000	71-0917929				Acadian Home Health Care Services, L.L.C.	..LA.....	..NIA.....	Louisiana Health Care Group, L.L.C.	Ownership.....	100.000	UnitedHealth Group Incorporated	..NO.....	
		00000	46-1076268				Acadian HomeCare of New Iberia, LLC	..LA.....	..NIA.....	Louisiana Health Care Group, L.L.C.	Ownership.....	75.000	UnitedHealth Group Incorporated	..NO.....	
		00000	71-0917930				Acadian HomeCare, L.L.C.	..LA.....	..NIA.....	Louisiana Health Care Group, L.L.C.	Ownership.....	100.000	UnitedHealth Group Incorporated	..NO.....	
		00000	81-0789869				Acadian Physical Therapy Services, LLC	..LA.....	..NIA.....	LHC Group, Inc.	Ownership.....	100.000	UnitedHealth Group Incorporated	..NO.....	
		00000	85-0718804				Access Holding Company, LLC	..NJ.....	..NIA.....	PE New Jersey Holdco, LLC	Ownership.....	40.360	UnitedHealth Group Incorporated	..NO.....	2
		00000	27-1366872				Access Hospice, LLC	..MO.....	..NIA.....	Missouri Health Care Group, LLC	Ownership.....	100.000	UnitedHealth Group Incorporated	..NO.....	
		00000	26-3329157				Accurate Rx Pharmacy Consulting, LLC	..MO.....	..NIA.....	Diplomat Pharmacy, Inc.	Ownership.....	100.000	UnitedHealth Group Incorporated	..NO.....	
		00000					AccuReg Holdings, LLC	..DE.....	..NIA.....	Optum360, LLC	Ownership.....	100.000	UnitedHealth Group Incorporated	..NO.....	
		00000	83-3200462				AChC ACO, LLC	..KY.....	..NIA.....	LHC Group, Inc.	Ownership.....	100.000	UnitedHealth Group Incorporated	..NO.....	
		00000	41-1913523				ACN Group IPA of New York, Inc.	..NY.....	..NIA.....	OptumHealth Care Solutions, LLC	Ownership.....	100.000	UnitedHealth Group Incorporated	..NO.....	
		00000	27-0015861				ACN Group of California, Inc.	..CA.....	..IA.....	OptumHealth Care Solutions, LLC	Ownership.....	100.000	UnitedHealth Group Incorporated	..NO.....	
		00000	47-4049515				ACO Clinical Partners, LLC	..KY.....	..NIA.....	Imperium Health Management, LLC	Ownership.....	100.000	UnitedHealth Group Incorporated	..NO.....	
		00000	98-1446128				Administradora Clínica La Colina S.A.S.	..COL.....	..NIA.....	CDC Holdings Colombia S.A.S.	Ownership.....	50.000	UnitedHealth Group Incorporated	..NO.....	
		00000	98-1446128				Administradora Clínica La Colina S.A.S.	..COL.....	..NIA.....	Banmédica Internacional SpA	Ownership.....	50.000	UnitedHealth Group Incorporated	..NO.....	
		00000	98-1446125				Administradora Country S.A.S.	..COL.....	..NIA.....	Banmédica Internacional SpA	Ownership.....	50.000	UnitedHealth Group Incorporated	..NO.....	
		00000	98-1446125				Administradora Country S.A.S.	..COL.....	..NIA.....	CDC Holdings Colombia S.A.S.	Ownership.....	50.000	UnitedHealth Group Incorporated	..NO.....	
		00000	98-1451601				Administradora Médica Centromed S.A.	..CHL.....	..NIA.....	Vida Integra S.p.A.	Ownership.....	76.750	UnitedHealth Group Incorporated	..NO.....	
		00000	06-1207175				Adult Day Care of America, Inc.	..DE.....	..NIA.....	Almost Family, Inc.	Ownership.....	100.000	UnitedHealth Group Incorporated	..NO.....	
		00000					Advanced Care House Calls of Alabama, LLC	..AL.....	..NIA.....	Alabama Health Care Group, LLC	Ownership.....	100.000	UnitedHealth Group Incorporated	..NO.....	
		00000					Advanced Care House Calls of California, LLC	..CA.....	..NIA.....	California Health Care Group, LLC	Ownership.....	100.000	UnitedHealth Group Incorporated	..NO.....	
		00000					Advanced Care House Calls of Colorado, LLC	..CO.....	..NIA.....	Colorado Health Care Group, LLC	Ownership.....	100.000	UnitedHealth Group Incorporated	..NO.....	
		00000					Advanced Care House Calls of Connecticut, LLC	..CT.....	..NIA.....	Connecticut Health Care Group Holdings, LLC	Ownership.....	100.000	UnitedHealth Group Incorporated	..NO.....	
		00000	30-1111990				Advanced Care House Calls of Florida, LLC	..FL.....	..NIA.....	LHC Health Care Group of Florida, LLC	Ownership.....	100.000	UnitedHealth Group Incorporated	..NO.....	
		00000					Advanced Care House Calls of Georgia, LLC	..GA.....	..NIA.....	Georgia Health Care Group, L.L.C.	Ownership.....	100.000	UnitedHealth Group Incorporated	..NO.....	
		00000					Advanced Care House Calls of Idaho, LLC	..ID.....	..NIA.....	Idaho Health Care Group, LLC	Ownership.....	100.000	UnitedHealth Group Incorporated	..NO.....	
		00000					Advanced Care House Calls of Illinois, LLC	..IL.....	..NIA.....	Illinois Health Care Group, LLC	Ownership.....	100.000	UnitedHealth Group Incorporated	..NO.....	



STATEMENT AS OF JUNE 30, 2024 OF THE UnitedHealthcare of Wisconsin, Inc.

**SCHEDULE Y**  
**PART 1A - DETAIL OF INSURANCE HOLDING COMPANY SYSTEM**

1	2	3	4	5	6	7	8	9	10	11	12	13	14	15	16
Group Code	Group Name	NAIC Company Code	ID Number	Federal RSSD	CIK	Name of Securities Exchange if Publicly Traded (U.S. or International)	Names of Parent, Subsidiaries Or Affiliates	Domi-ciliary Location	Relation-ship to Reporting Entity	Directly Controlled by (Name of Entity/Person)	Type of Control (Ownership, Board, Management, Attorney-in-Fact, Influence, Other)	If Control is Ownership Provide Percentage	Ultimate Controlling Entity(ies)/Person(s)	Is an SCA Filing Re-quired? (Yes/No)	*
		00000	83-2914026				Advanced Care House Calls of Massachusetts, LLC	MA	NIA	Massachusetts Health Care Group, LLC	Ownership	100.000	UnitedHealth Group Incorporated	NO	
		00000					LHC Home Health Care Group of Michigan, LLC	MI	NIA		Ownership	100.000	UnitedHealth Group Incorporated	NO	
		00000	84-4014730				Advanced Care House Calls of Michigan, LLC	MS	NIA	Mississippi Health Care Group, LLC	Ownership	100.000	UnitedHealth Group Incorporated	NO	
		00000	83-4514991				Advanced Care House Calls of Mississippi, LLC	NH	NIA	New Hampshire Health Care Group, LLC	Ownership	100.000	UnitedHealth Group Incorporated	NO	
		00000					Advanced Care House Calls of New Hampshire, LLC	NM	NIA	New Mexico Health Care Group, LLC	Ownership	100.000	UnitedHealth Group Incorporated	NO	
		00000					Advanced Care House Calls of New Mexico, LLC	OR	NIA	Oregon Health Care Group, LLC	Ownership	100.000	UnitedHealth Group Incorporated	NO	
		00000					Advanced Care House Calls of Oregon, LLC	PA	NIA	Pennsylvania Health Care Group Holdings, LLC	Ownership	100.000	UnitedHealth Group Incorporated	NO	
		00000					Advanced Care House Calls of Pennsylvania, LLC	RI	NIA	Rhode Island Health Care Group, LLC	Ownership	100.000	UnitedHealth Group Incorporated	NO	
		00000					Advanced Care House Calls of Rhode Island, LLC	SC	NIA	South Carolina Health Care Group, LLC	Ownership	100.000	UnitedHealth Group Incorporated	NO	
		00000					Advanced Care House Calls of South Carolina, LLC	TN	NIA	Tennessee Health Care Group, LLC	Ownership	100.000	UnitedHealth Group Incorporated	NO	
		00000					Advanced Care House Calls of Tennessee, LLC	TX	NIA	Texas Health Care Group, L.L.C.	Ownership	100.000	UnitedHealth Group Incorporated	NO	
		00000					Advanced Care House Calls of Texas, LLC	VA	NIA	Virginia Health Care Group, LLC	Ownership	100.000	UnitedHealth Group Incorporated	NO	
		00000					Advanced Care House Calls of Virginia, LLC	WA	NIA	Washington Health Care Group, LLC	Ownership	100.000	UnitedHealth Group Incorporated	NO	
		00000					Advanced Care House Calls of Washington, LLC	WI	NIA	Wisconsin Health Care Group, LLC	Ownership	100.000	UnitedHealth Group Incorporated	NO	
		00000	86-3179032				Advanced Care House Calls of Wisconsin, LLC	KY	NIA	Imperium Health Management, LLC	Ownership	100.000	UnitedHealth Group Incorporated	NO	
		00000	26-1666243				Advanced Clinical Partners, LLC	OH	NIA	Black Stone Operations, LLC	Ownership	100.000	UnitedHealth Group Incorporated	NO	
		00000	88-3999538				Advanced Geriatric Education & Consulting, LLC	CA	NIA	SCA-Carlsbad Holdings, LLC	Ownership	100.000	UnitedHealth Group Incorporated	NO	
		00000	20-1310827				Advanced Surgery Center of Carlsbad, LLC	NJ	NIA	Endoscopy Center Affiliates, Inc.	Ownership	1.000	UnitedHealth Group Incorporated	NO	
		00000	20-1310827				Advanced Surgery Center of Clifton, LLC	NJ	NIA	SCA Clifton, LLC	Ownership	99.000	UnitedHealth Group Incorporated	NO	
		00000	47-5144859				Advanced Surgery Center of Clifton, LLC	TX	NIA	SCA Duncanville Holdings, LLC	Ownership	51.000	UnitedHealth Group Incorporated	NO	
		00000	26-4093335				Advanced Surgical Center, LLC	PA	NIA	SCA Southwestern PA, LLC	Ownership	55.624	UnitedHealth Group Incorporated	NO	
		00000	26-3209183				Advanced Therapy Associates LLC	OK	NIA	Refresh Mental Health, Inc.	Ownership	100.000	UnitedHealth Group Incorporated	NO	
		00000	47-5337115				Advocate Condell Ambulatory Surgery Center, LLC	IL	NIA	Advocate-SCA Partners, LLC	Ownership	51.000	UnitedHealth Group Incorporated	NO	
		00000	36-4437931				Advocate Southwest Ambulatory Surgery Center, LLC	IL	NIA	Advocate-SCA Partners, LLC	Ownership	51.009	UnitedHealth Group Incorporated	NO	
		00000	47-4012497				Advocate-SCA Partners, LLC	DE	NIA	SCA-Illinois, LLC	Ownership	51.000	UnitedHealth Group Incorporated	NO	
		00000	61-1464714				Aesthetic Plastic Surgery Institute of Louisville, LLC	KY	NIA	SCA Louisville, LLC	Ownership	55.000	UnitedHealth Group Incorporated	NO	
		00000	26-3287805				AF-CH-HH, LLC	DE	NIA	National Health Industries, Inc.	Ownership	80.000	UnitedHealth Group Incorporated	NO	
		00000	26-2866404				AFAM Acquisition, LLC	KY	NIA	Almost Family, Inc.	Ownership	100.000	UnitedHealth Group Incorporated	NO	
		00000	85-3047540				AFAM Holding Co II, LLC	DE	NIA	National Health Industries, Inc.	Ownership	80.000	UnitedHealth Group Incorporated	NO	
		00000	85-3047540				AFAM Holding Co II, LLC	DE	NIA	AFAM Sub I, LLC	Ownership	20.000	UnitedHealth Group Incorporated	NO	
		00000	86-3137505				AFAM Holding Co III, LLC	DE	NIA	National Health Industries, Inc.	Ownership	80.000	UnitedHealth Group Incorporated	NO	
		00000	86-3137505				AFAM Holding Co III, LLC	DE	NIA	AFAM Sub I, LLC	Ownership	20.000	UnitedHealth Group Incorporated	NO	
		00000	92-2908587				AFAM Holding Co IV, LLC	OK	NIA	AFAM Sub I, LLC	Ownership	20.000	UnitedHealth Group Incorporated	NO	
		00000	92-2908587				AFAM Holding Co IV, LLC	OK	NIA	National Health Industries, Inc.	Ownership	80.000	UnitedHealth Group Incorporated	NO	
		00000	93-2670946				AFAM Holding Co V, LLC	DE	NIA	AFAM Sub I, LLC	Ownership	20.000	UnitedHealth Group Incorporated	NO	
		00000	93-2670946				AFAM Holding Co V, LLC	DE	NIA	National Health Industries, Inc.	Ownership	80.000	UnitedHealth Group Incorporated	NO	
		00000	99-1645529				AFAM Holding Co VI, LLC	NC	NIA	AFAM Sub I, LLC	Ownership	20.000	UnitedHealth Group Incorporated	NO	
		00000	99-1645529				AFAM Holding Co VI, LLC	NC	NIA	National Health Industries, Inc.	Ownership	80.000	UnitedHealth Group Incorporated	NO	

STATEMENT AS OF JUNE 30, 2024 OF THE UnitedHealthcare of Wisconsin, Inc.

**SCHEDULE Y**  
**PART 1A - DETAIL OF INSURANCE HOLDING COMPANY SYSTEM**

1	2	3	4	5	6	7	8	9	10	11	12	13	14	15	16
Group Code	Group Name	NAIC Company Code	ID Number	Federal RSSD	CIK	Name of Securities Exchange if Publicly Traded (U.S. or International)	Names of Parent, Subsidiaries Or Affiliates	Domiciliary Location	Relationship to Reporting Entity	Directly Controlled by (Name of Entity/Person)	Type of Control (Ownership, Board, Management, Attorney-in-Fact, Influence, Other)	If Control is Ownership Provide Percentage	Ultimate Controlling Entity(ies)/Person(s)	Is an SCA Filing Required? (Yes/No)	*
		00000	83-3778238				AFAM Holding Co, LLC	DE	NIA	National Health Industries, Inc.	Ownership	80.000	UnitedHealth Group Incorporated	NO	
		00000	83-3778238				AFAM Holding Co, LLC	DE	NIA	AFAM Sub I, LLC	Ownership	20.000	UnitedHealth Group Incorporated	NO	
		00000	83-3778263				AFAM Sub I, LLC	DE	NIA	Almost Family, Inc.	Ownership	100.000	UnitedHealth Group Incorporated	NO	
		00000	46-1494814				Affirmations Psychological Services, LLC	OH	NIA	Refresh Mental Health, Inc.	Ownership	100.000	UnitedHealth Group Incorporated	NO	
		00000	68-0566178				AHCG Management, LLC	AR	NIA	LHC Group, Inc.	Ownership	100.000	UnitedHealth Group Incorporated	NO	
		00000	45-4171713				AHN Accountable Care Organization, LLC	IN	NIA	American Health Network of Indiana, LLC	Ownership	100.000	UnitedHealth Group Incorporated	NO	1
		00000	35-2109566				AHN Central Services, LLC	IN	NIA	AHN Target Holdings, LLC	Ownership	100.000	UnitedHealth Group Incorporated	NO	
		00000	35-2582899				AHN Target Holdings, LLC	DE	NIA	Collaborative Care Holdings, LLC	Ownership	80.100	UnitedHealth Group Incorporated	NO	
		00000	85-4033891				AHP CHS Holdings LLC	DE	NIA	United HealthCare Services, Inc.	Ownership	100.000	UnitedHealth Group Incorporated	NO	
		00000	11-3729620				Alabama Health Care Group, LLC	AL	NIA	LHC Group, Inc.	Ownership	100.000	UnitedHealth Group Incorporated	NO	
		00000	27-2755453				Alabama Homecare of Montgomery, LLC	AL	NIA	Alabama Health Care Group, LLC	Ownership	100.000	UnitedHealth Group Incorporated	NO	
		00000	88-2854407				Alabama Physical Therapy Services of Birmingham, LLC	AL	NIA	Alabama Health Care Group, LLC	Ownership	100.000	UnitedHealth Group Incorporated	NO	
		00000	99-0756105				Alabama Physical Therapy Services of Foley, LLC	AL	NIA	Alabama Health Care Group, LLC	Ownership	100.000	UnitedHealth Group Incorporated	NO	
		00000	85-4022834				Alaska Health Care Group, LLC	AK	NIA	LHC Group, Inc.	Ownership	100.000	UnitedHealth Group Incorporated	NO	
		00000	46-3477124				Aleph Psychological Services, Inc.	CA	NIA	Physician(s) Owned	Influence	0.000	UnitedHealth Group Incorporated	NO	1
		00000	47-1533012				Alexandria Ambulatory Surgery Center, LP	TX	NIA	Cardiac Cath Lab of Alexandria, LP	Ownership	100.000	UnitedHealth Group Incorporated	NO	2
		00000	98-1447435				Aliansalud Entidad Promotora de Salud S.A.	COL	NIA	Banmédica S.A.	Ownership	76.290	UnitedHealth Group Incorporated	NO	
		00000	98-1447435				Aliansalud Entidad Promotora de Salud S.A.	COL	NIA	Constructora Inmobiliaria Magapoq S.A.	Ownership	0.000	UnitedHealth Group Incorporated	NO	
0707	UnitedHealth Group Incorporated	82406	35-1665915				All Savers Insurance Company	IN	IA	Golden Rule Financial Corporation	Ownership	100.000	UnitedHealth Group Incorporated	NO	
		73130	35-1744596				All Savers Life Insurance Company of California	CA	IA	Golden Rule Financial Corporation	Ownership	100.000	UnitedHealth Group Incorporated	NO	
		00000	27-1367127				Alliance Surgical Center, LLC	FL	NIA	Endoscopy Center Affiliates, Inc.	Ownership	12.500	UnitedHealth Group Incorporated	NO	2
		00000	27-1367127				Alliance Surgical Center, LLC	FL	NIA	SCA-Alliance, LLC	Ownership	51.000	UnitedHealth Group Incorporated	NO	2
		00000	87-2158427				Allina Health Heart and Vascular Surgery Center, LLC	MN	NIA	WestHealth JV Holdings, LLC	Ownership	51.000	UnitedHealth Group Incorporated	NO	2
		00000	87-1746250				Allina Health Surgery Center - Brooklyn Park, LLC	MN	NIA	WestHealth JV Holdings, LLC	Ownership	53.000	UnitedHealth Group Incorporated	NO	2
		00000	88-3732480				Allina Health Surgery Center - Lakeville, LLC	MN	NIA	WestHealth JV Holdings, LLC	Ownership	51.000	UnitedHealth Group Incorporated	NO	
		00000	88-2406421				Allina Health Surgery Center - Vadnais Heights, LLC	MN	NIA	WestHealth JV Holdings, LLC	Ownership	51.000	UnitedHealth Group Incorporated	NO	
		00000	61-1166649				Almost Family ACO Services of Kentucky, LLC	KY	NIA	National Health Industries, Inc.	Ownership	100.000	UnitedHealth Group Incorporated	NO	
		00000	46-5765971				Almost Family ACO Services of South Florida, LLC	FL	NIA	National Health Industries, Inc.	Ownership	100.000	UnitedHealth Group Incorporated	NO	
		00000	46-5765971				Almost Family ACO Services of Tennessee, LLC	FL	NIA	National Health Industries, Inc.	Ownership	100.000	UnitedHealth Group Incorporated	NO	
		00000	47-0979130				Almost Family PC of Ft. Lauderdale, LLC	TN	NIA	SunCrest Healthcare, Inc.	Ownership	100.000	UnitedHealth Group Incorporated	NO	
		00000	26-1260724				Almost Family PC of Kentucky, LLC	FL	NIA	National Health Industries, Inc.	Ownership	100.000	UnitedHealth Group Incorporated	NO	
		00000	26-1259925				Almost Family PC of Kentucky, LLC	KY	NIA	National Health Industries, Inc.	Ownership	100.000	UnitedHealth Group Incorporated	NO	
		00000	26-1261522				Almost Family PC of SW Florida, LLC	FL	NIA	National Health Industries, Inc.	Ownership	100.000	UnitedHealth Group Incorporated	NO	
		00000	26-1263982				Almost Family PC of West Palm, LLC	FL	NIA	National Health Industries, Inc.	Ownership	100.000	UnitedHealth Group Incorporated	NO	
		00000	84-4879227				Almost Family Personal Care, LLC	WI	NIA	Wisconsin Health Care Group, LLC	Ownership	100.000	UnitedHealth Group Incorporated	NO	
		00000	06-1153720				Almost Family, Inc.	DE	NIA	LHC Group, Inc.	Ownership	100.000	UnitedHealth Group Incorporated	NO	
		00000	63-1231942				Aloha Surgical Center, LLC	TN	NIA	Surgery Center of Maui, LLC	Ownership	67.000	UnitedHealth Group Incorporated	NO	
		00000	45-3437288				Altus Hospice of Georgia, LLC	DE	NIA	Halcyon Healthcare, LLC	Ownership	100.000	UnitedHealth Group Incorporated	NO	
		00000	65-1095227				Ambient Healthcare, Inc.	FL	NIA	Ambient Holdings, Inc.	Ownership	100.000	UnitedHealth Group Incorporated	NO	
		00000	45-2161438				Ambient Holdings, Inc.	DE	NIA	Optum Infusion Services 500, Inc.	Ownership	100.000	UnitedHealth Group Incorporated	NO	
		00000	88-2464526				Ambulatory Partner Holdings, LLC	NY	NIA	SC Affiliates, LLC	Ownership	100.000	UnitedHealth Group Incorporated	NO	
		00000	35-1930805				American Health Network of Indiana II, LLC	IN	NIA	AHN Target Holdings, LLC	Ownership	100.000	UnitedHealth Group Incorporated	NO	

STATEMENT AS OF JUNE 30, 2024 OF THE UnitedHealthcare of Wisconsin, Inc.

**SCHEDULE Y**  
**PART 1A - DETAIL OF INSURANCE HOLDING COMPANY SYSTEM**

1	2	3	4	5	6	7	8	9	10	11	12	13	14	15	16
Group Code	Group Name	NAIC Company Code	ID Number	Federal RSSD	CIK	Name of Securities Exchange if Publicly Traded (U.S. or International)	Names of Parent, Subsidiaries Or Affiliates	Domiciliary Location	Relationship to Reporting Entity	Directly Controlled by (Name of Entity/Person)	Type of Control (Ownership, Board, Management, Attorney-in-Fact, Influence, Other)	If Control is Ownership Provide Percentage	Ultimate Controlling Entity(ies)/Person(s)	Is an SCA Filing Required? (Yes/No)	*
		00000	35-2108729				American Health Network of Indiana, LLC	IN	NIA	Physician(s) Owned	Influence	0.000	UnitedHealth Group Incorporated	NO	1
		00000	85-2849994				American Health Network of Kentucky, LLC	KY	NIA	AHN Target Holdings, LLC	Ownership	100.000	UnitedHealth Group Incorporated	NO	
		00000	45-4132160				American Health Network of Ohio Care Organization, LLC	OH	NIA	AHN Target Holdings, LLC	Ownership	100.000	UnitedHealth Group Incorporated	NO	
		00000	31-1424956				American Health Network of Ohio II, LLC	OH	NIA	AHN Target Holdings, LLC	Ownership	100.000	UnitedHealth Group Incorporated	NO	
		00000	31-1424957				American Health Network of Ohio, LLC	OH	NIA	AHN Target Holdings, LLC	Ownership	100.000	UnitedHealth Group Incorporated	NO	
		00000	54-1743136				AmeriChoice Corporation	DE	NIA	UnitedHealth Group Incorporated	Ownership	100.000	UnitedHealth Group Incorporated	NO	
0707	UnitedHealth Group Incorporated	95497	22-3368602				AmeriChoice of New Jersey, Inc.	DE	IA	AmeriChoice Corporation	Ownership	100.000	UnitedHealth Group Incorporated	NO	
		00000	92-0712514				AMG Health, LLC	DE	NIA	Collaborative Care Services, Inc.	Ownership	100.000	UnitedHealth Group Incorporated	NO	
		00000	20-4446058				Amigo Family Counseling, LLC	OH	NIA	Refresh Mental Health, Inc.	Ownership	100.000	UnitedHealth Group Incorporated	NO	
		00000	98-1454564				Análisis Clínicos ML S.A.C.	PER	NIA	Pacifico S.A. Entidad Prestadora de Salud	Ownership	100.000	UnitedHealth Group Incorporated	NO	
		00000	81-2112951				Angie Coil FNP, PLLC	AZ	NIA	Physician United PLLC	Ownership	100.000	UnitedHealth Group Incorporated	NO	1
		00000	82-5124069				Anne Arundel-SCA Holdings, LLC	MD	NIA	SCA-Anne Arundel, LLC	Ownership	33.340	UnitedHealth Group Incorporated	NO	2
		00000	82-4763728				Anne Arundel-SCA Surgicenter, LLC	MD	NIA	Anne Arundel-SCA Holdings, LLC	Ownership	62.260	UnitedHealth Group Incorporated	NO	2
		00000	36-4210293				Antelope Valley Surgery Center, L.P.	CA	NIA	NSC Lancaster, LLC	Ownership	93.747	UnitedHealth Group Incorporated	NO	
		00000	86-3255577				Apex Clinical Partners, LLC	KY	NIA	Imperium Health Management, LLC	Ownership	100.000	UnitedHealth Group Incorporated	NO	
		00000	26-3913051				Apothecary Holdings, Inc.	DE	NIA	OptumRx Holdings, LLC	Ownership	100.000	UnitedHealth Group Incorporated	NO	
		00000	14-1890491				AppleCare Hospitalists Medical Group, Inc.	CA	NIA	Physician(s) Owned	Influence	0.000	UnitedHealth Group Incorporated	NO	1
		00000	33-0845269				AppleCare Medical Group St. Francis, Inc.	CA	NIA	Physician(s) Owned	Influence	0.000	UnitedHealth Group Incorporated	NO	1
		00000	33-0898174				AppleCare Medical Group, Inc.	CA	NIA	Physician(s) Owned	Influence	0.000	UnitedHealth Group Incorporated	NO	1
		00000	27-2068687				AppleCare Medical Management, LLC	DE	NIA	Collaborative Care Holdings, LLC	Ownership	100.000	UnitedHealth Group Incorporated	NO	
		00000	98-1399975				Aquitania Chilean Holding SpA	CHL	NIA	UHG Holdings 3 (Ireland) Unlimited Company	Ownership	100.000	UnitedHealth Group Incorporated	NO	
		00000	87-2065975				Arcadia JV Holdings, LLC	DE	NIA	Surgicenters of Southern California, Inc.	Ownership	51.000	UnitedHealth Group Incorporated	NO	
		00000	87-2065975				Arcadia JV Holdings, LLC	DE	NIA	OptumCare Management, LLC	Ownership	9.800	UnitedHealth Group Incorporated	NO	
		00000	75-2285078				Arcadia Outpatient Surgery Center, L.P.	CA	NIA	Arcadia JV Holdings, LLC	Ownership	51.000	UnitedHealth Group Incorporated	NO	2
		00000	75-2285078				Arcadia Outpatient Surgery Center, L.P.	CA	NIA	Surgicenters of Southern California, Inc.	Ownership	25.500	UnitedHealth Group Incorporated	NO	2
		00000	46-4843100				Arise Physical Group	TX	NIA	SCA Austin Holdings, LLC	Ownership	100.000	UnitedHealth Group Incorporated	NO	
		00000					Arizona Cardiovascular Institute, LLC	AZ	NIA	Phoenix Cardiac Cath and Surgical Center, LLC	Ownership	100.000	UnitedHealth Group Incorporated	NO	
		00000	47-1017181				Arizona Health Care Group, LLC	AZ	NIA	LHC Group, Inc.	Ownership	100.000	UnitedHealth Group Incorporated	NO	
		00000					Arizona In-Home Healthcare Partnership-I, LLC	AZ	NIA	In-Home Healthcare Partnership, LLC	Ownership	100.000	UnitedHealth Group Incorporated	NO	
		00000	35-2581228				Arizona In-Home Healthcare Partnership-II, LLC	AZ	NIA	In-Home Healthcare Partnership, LLC	Ownership	100.000	UnitedHealth Group Incorporated	NO	
		00000	84-2209152				Arizona In-Home Healthcare Partnership-III, LLC	AZ	NIA	In-Home Healthcare Partnership, LLC	Ownership	100.000	UnitedHealth Group Incorporated	NO	
		00000	38-4023101				Arizona In-Home Partner-I, LLC	AZ	NIA	Arizona In-Home Healthcare Partnership-I, LLC	Ownership	100.000	UnitedHealth Group Incorporated	NO	
		00000	81-5027397				Arizona In-Home Partner-II, LLC	AZ	NIA	Arizona In-Home Healthcare Partnership-II, LLC	Ownership	100.000	UnitedHealth Group Incorporated	NO	
		00000	84-2275631				Arizona In-Home Partner-III, LLC	AZ	NIA	Arizona In-Home Healthcare Partnership-III, LLC	Ownership	100.000	UnitedHealth Group Incorporated	NO	
		00000	88-2057854				Arizona Physical Therapy Services of Cottonwood, LLC	AZ	NIA	Arizona Health Care Group, LLC	Ownership	100.000	UnitedHealth Group Incorporated	NO	
		00000	88-2870825				Arizona Physical Therapy Services of Mesa, LLC	AZ	NIA	Arizona Health Care Group, LLC	Ownership	100.000	UnitedHealth Group Incorporated	NO	
		00000	88-2870751				Arizona Physical Therapy Services of Phoenix, LLC	AZ	NIA	Arizona Health Care Group, LLC	Ownership	100.000	UnitedHealth Group Incorporated	NO	
		00000	88-2870908				Arizona Physical Therapy Services of Scottsdale, LLC	AZ	NIA	Arizona Health Care Group, LLC	Ownership	100.000	UnitedHealth Group Incorporated	NO	

STATEMENT AS OF JUNE 30, 2024 OF THE UnitedHealthcare of Wisconsin, Inc.

**SCHEDULE Y**  
**PART 1A - DETAIL OF INSURANCE HOLDING COMPANY SYSTEM**

1	2	3	4	5	6	7	8	9	10	11	12	13	14	15	16
Group Code	Group Name	NAIC Company Code	ID Number	Federal RSSD	CIK	Name of Securities Exchange if Publicly Traded (U.S. or International)	Names of Parent, Subsidiaries Or Affiliates	Domi-ciliary Location	Relation-ship to Reporting Entity	Directly Controlled by (Name of Entity/Person)	Type of Control (Ownership, Board, Management, Attorney-in-Fact, Influence, Other)	If Control is Ownership Provide Percentage	Ultimate Controlling Entity(ies)/Person(s)	Is an SCA Filing Re-quired? (Yes/No)	*
		00000	86-0813232				Arizona Physicians IPA, Inc.	AZ	IA	UnitedHealthcare, Inc.	Ownership	100.000	UnitedHealth Group Incorporated	NO	
		00000	47-1770024				Arkansas Extended Care, LLC	AR	NIA	East Arkansas Health Holdings, LLC	Ownership	100.000	UnitedHealth Group Incorporated	NO	
		00000	54-2078932				Arkansas Health Care Group, LLC	AR	NIA	LHC Group, Inc.	Ownership	100.000	UnitedHealth Group Incorporated	NO	
		00000	81-3695165				Arkansas Healthcare Partners, LLC	AR	NIA	Arkansas Health Care Group, LLC	Ownership	100.000	UnitedHealth Group Incorporated	NO	
		00000	47-1716449				Arkansas Home Health Providers-III, LLC	AR	NIA	East Arkansas Health Holdings, LLC	Ownership	100.000	UnitedHealth Group Incorporated	NO	
		00000	47-1754828				Arkansas Home Health Providers-IV, LLC	AR	NIA	LHCG LXXXVIII, LLC	Ownership	100.000	UnitedHealth Group Incorporated	NO	
		00000	47-1783912				Arkansas Home Hospice, LLC	AR	NIA	East Arkansas Health Holdings, LLC	Ownership	100.000	UnitedHealth Group Incorporated	NO	
		00000	06-1778265				Arkansas HomeCare of Forrest City, LLC	AR	NIA	Arkansas Health Care Group, LLC	Ownership	100.000	UnitedHealth Group Incorporated	NO	
		00000	33-1154428				Arkansas HomeCare of Fulton, LLC	AR	NIA	Arkansas Health Care Group, LLC	Ownership	100.000	UnitedHealth Group Incorporated	NO	
		00000	20-3552602				Arkansas HomeCare of Hot Springs, LLC	AR	NIA	Arkansas Health Care Group, LLC	Ownership	100.000	UnitedHealth Group Incorporated	NO	
		00000	84-2216080				Arkansas In-Home Healthcare Partnership-I, LLC	AR	NIA	In-Home Healthcare Partnership, LLC	Ownership	100.000	UnitedHealth Group Incorporated	NO	
		00000	84-2221004				Arkansas In-Home Healthcare Partnership-II, LLC	AR	NIA	In-Home Healthcare Partnership, LLC	Ownership	100.000	UnitedHealth Group Incorporated	NO	
		00000	84-2301559				Arkansas In-Home Partner-I, LLC	AR	NIA	Arkansas In-Home Healthcare Partnership-I, LLC	Ownership	100.000	UnitedHealth Group Incorporated	NO	
		00000	84-2311081				Arkansas In-Home Partner-II, LLC	AR	NIA	Arkansas In-Home Healthcare Partnership-II, LLC	Ownership	100.000	UnitedHealth Group Incorporated	NO	
		00000	47-1808550				Arkansas Nursing Providers, LLC	AR	NIA	Arkansas Extended Care, LLC	Ownership	100.000	UnitedHealth Group Incorporated	NO	
		00000	84-4642424				Arkansas Physical Therapy Services of Conway, LLC	AR	NIA	Arkansas Health Care Group, LLC	Ownership	100.000	UnitedHealth Group Incorporated	NO	
		00000	99-3242136				Arkansas Physical Therapy Services of Hot Springs, LLC	AR	NIA	Arkansas Health Care Group, LLC	Ownership	100.000	UnitedHealth Group Incorporated	NO	
		00000	88-2072782				Arkansas Physical Therapy Services of Rogers, LLC	AR	NIA	Arkansas Health Care Group, LLC	Ownership	100.000	UnitedHealth Group Incorporated	NO	
		00000	75-2055800				Arlington Surgery Center, LLC	TX	NIA	Surgical Care Affiliates, LLC	Influence	0.000	UnitedHealth Group Incorporated	NO	
		00000	33-0658815				ARTA Western California, Inc.	CA	NIA	Physician(s) Owned	Influence	0.000	UnitedHealth Group Incorporated	NO	1
		00000	47-4128594				Arusha LLC	PA	NIA	Virtua-SCA Holdings II, LLC	Ownership	59.200	UnitedHealth Group Incorporated	NO	
		00000					ASC Computer Software (NZ) Limited	NZL	NIA	Egton Medical Information Systems Limited	Ownership	100.000	UnitedHealth Group Incorporated	NO	
		00000					ASC Computer Software Pty. Ltd.	AUS	NIA	Egton Medical Information Systems Limited	Ownership	100.000	UnitedHealth Group Incorporated	NO	
		00000	46-3907136				ASC Holdings of New Jersey, LLC	NJ	NIA	SC Affiliates, LLC	Ownership	80.410	UnitedHealth Group Incorporated	NO	
		00000	95-4348431				ASC Network, LLC	DE	NIA	Surgical Care Affiliates, LLC	Ownership	100.000	UnitedHealth Group Incorporated	NO	
		00000					Ascribe Limited	GBR	NIA	EMIS Group Limited	Ownership	0.100	UnitedHealth Group Incorporated	NO	
		00000					Ascribe Limited	KEN	NIA	Footman Walker Associates Limited	Ownership	99.900	UnitedHealth Group Incorporated	NO	
		00000	27-1755138				Assisted Care by Black Stone of Central Ohio, LLC	OH	NIA	Black Stone of Central Ohio, LLC	Ownership	100.000	UnitedHealth Group Incorporated	NO	
		00000	27-4109484				Assisted Care by Black Stone of Cincinnati, LLC	OH	NIA	Black Stone of Cincinnati, LLC	Ownership	100.000	UnitedHealth Group Incorporated	NO	
		00000	27-4109638				Assisted Care by Black Stone of Dayton, LLC	OH	NIA	Black Stone of Dayton, LLC	Ownership	100.000	UnitedHealth Group Incorporated	NO	
		00000					Assisted Care by Black Stone of Northwest Ohio, LLC	OH	NIA	Black Stone of Northwest Ohio, LLC	Ownership	100.000	UnitedHealth Group Incorporated	NO	
		00000	47-3253280				Assisted Care by Black Stone of Toledo, LLC	OH	NIA	Ohio Health Care Group, LLC	Ownership	100.000	UnitedHealth Group Incorporated	NO	
		00000	84-2342747				Assured Capital Partners, Inc.	NV	NIA	Washington Health Care Group, LLC	Ownership	100.000	UnitedHealth Group Incorporated	NO	
		00000	88-0369557				Astra Medical Clinic, PLLC	AZ	NIA	Physician United PLLC	Ownership	100.000	UnitedHealth Group Incorporated	NO	1
		00000	86-0882561				ASV-HOPCo-SCA Cornerstone, LLC	FL	NIA	PPH Holdings, LLC	Ownership	100.000	UnitedHealth Group Incorporated	NO	
		00000	87-1477698				ASV-HOPCo-SCA Florida, LLC	FL	NIA	SCA-First Coast, LLC	Ownership	39.220	UnitedHealth Group Incorporated	NO	2
		00000	87-3912899				Athens-Limestone HomeCare, LLC	AL	NIA	Alabama Health Care Group, LLC	Ownership	67.000	UnitedHealth Group Incorporated	NO	
		00000	58-1287486				Atlanta Outpatient Surgery Center, Inc.	GA	NIA	SC Affiliates, LLC	Ownership	100.000	UnitedHealth Group Incorporated	NO	
		00000	74-2452953				Atlanta Surgery Center, Ltd. (L.P.)	GA	NIA	Atlanta Outpatient Surgery Center, Inc.	Ownership	78.677	UnitedHealth Group Incorporated	NO	
		00000	22-3645443				Atlantic Gastro Surgicenter, LLC	NJ	NIA	Access Holding Company, LLC	Ownership	54.500	UnitedHealth Group Incorporated	NO	
		00000	58-1863635				Atlantic Homeaid, Inc.	GA	NIA	Atlantic Homecare, Inc.	Ownership	100.000	UnitedHealth Group Incorporated	NO	

STATEMENT AS OF JUNE 30, 2024 OF THE UnitedHealthcare of Wisconsin, Inc.

**SCHEDULE Y**  
**PART 1A - DETAIL OF INSURANCE HOLDING COMPANY SYSTEM**

1	2	3	4	5	6	7	8	9	10	11	12	13	14	15	16
Group Code	Group Name	NAIC Company Code	ID Number	Federal RSSD	CIK	Name of Securities Exchange if Publicly Traded (U.S. or International)	Names of Parent, Subsidiaries Or Affiliates	Domiciliary Location	Relationship to Reporting Entity	Directly Controlled by (Name of Entity/Person)	Type of Control (Ownership, Board, Management, Attorney-in-Fact, Influence, Other)	If Control is Ownership Provide Percentage	Ultimate Controlling Entity(ies)/Person(s)	Is an SCA Filing Required? (Yes/No)	*
		00000	58-1811794				Atlantic Homecare, Inc. .... Atrius Health Ambulatory Surgery Center, LLC .....	GA.....	NIA.....	Georgia Health Care Group, L.L.C. ....	Ownership.....	100.000	UnitedHealth Group Incorporated .....	NO.....	
		00000	04-3397450				Atrius Health, Inc. ....	MA.....	NIA.....	Atrius Health, Inc. ....	Ownership.....	99.999	UnitedHealth Group Incorporated .....	NO.....	1
		00000	87-1803974				Atrius MSO, LLC .....	DE.....	NIA.....	Collaborative Care Holdings, LLC .....	Ownership.....	100.000	UnitedHealth Group Incorporated .....	NO.....	
		00000	26-3389004				Augusta Home Care Services, LLC .....	DE.....	NIA.....	Eastern Georgia Partnership, LLC .....	Ownership.....	100.000	UnitedHealth Group Incorporated .....	NO.....	
		00000	87-1746405				Aventura Medical Tower Surgery Center, LLC .....	FL.....	NIA.....	SCA Aventura Holdings, LLC .....	Ownership.....	51.000	UnitedHealth Group Incorporated .....	NO.....	
		00000	84-5191428				Avery Parent Holdings, Inc. ....	DE.....	NIA.....	OptumHealth Holdings, LLC .....	Ownership.....	100.000	UnitedHealth Group Incorporated .....	NO.....	
		00000	20-4057813				Aveta Inc. ....	DE.....	NIA.....	Collaborative Care Holdings, LLC .....	Ownership.....	100.000	UnitedHealth Group Incorporated .....	NO.....	
		00000	88-4301623				Awesome MSO, LLC .....	IN.....	NIA.....	Sanvello Health Inc. ....	Ownership.....	100.000	UnitedHealth Group Incorporated .....	NO.....	
		00000	30-0842394				AxelaCare Intermediate Holdings, LLC .....	DE.....	NIA.....	OptumRx, Inc. ....	Ownership.....	100.000	UnitedHealth Group Incorporated .....	NO.....	
		00000	61-1708598				AxelaCare, LLC .....	DE.....	NIA.....	AxelaCare Intermediate Holdings, LLC .....	Ownership.....	100.000	UnitedHealth Group Incorporated .....	NO.....	
		00000	92-1167332				Azina, LLC .....	DE.....	NIA.....	PPS Holdings, Inc. ....	Ownership.....	100.000	UnitedHealth Group Incorporated .....	NO.....	
		00000	72-1097827				B.R.A.S.S. Partnership in Commendam .....	LA.....	NIA.....	Surgery Center Holding, LLC .....	Ownership.....	39.190	UnitedHealth Group Incorporated .....	NO.....	2
		00000	98-1462787				Banmedica Colombia S.A.S. ....	COL.....	NIA.....	Banmedica Internacional SpA .....	Ownership.....	100.000	UnitedHealth Group Incorporated .....	NO.....	
		00000	98-1444151				Banmedica Internacional SpA .....	CHL.....	NIA.....	Banmedica S.A. ....	Ownership.....	99.000	UnitedHealth Group Incorporated .....	NO.....	
		00000	98-1444151				Banmedica Internacional SpA .....	CHL.....	NIA.....	Saden S.A. ....	Ownership.....	1.000	UnitedHealth Group Incorporated .....	NO.....	
		00000	98-1444127				Banmedica S.A. ....	CHL.....	NIA.....	Bordeaux Holding SpA .....	Ownership.....	99.300	UnitedHealth Group Incorporated .....	NO.....	
		00000	72-1506691				Baton Rouge HomeCare, L.L.C. ....	LA.....	NIA.....	Louisiana Health Care Group, L.L.C. ....	Ownership.....	100.000	UnitedHealth Group Incorporated .....	NO.....	
		00000	46-1642468				Bayfront HMA Home Health LLC .....	FL.....	NIA.....	Central Florida Partnership, LLC .....	Ownership.....	100.000	UnitedHealth Group Incorporated .....	NO.....	
		00000	47-4504390				Beach Surgical Holdings III, LLC .....	CA.....	NIA.....	Surgicare of La Veta, Inc. ....	Ownership.....	61.730	UnitedHealth Group Incorporated .....	NO.....	
		00000	37-1708521				Beach Surgical Holdings LLC .....	CA.....	NIA.....	SCA Surgicare of Laguna Hills, LLC .....	Ownership.....	49.000	UnitedHealth Group Incorporated .....	NO.....	2
		00000	81-4050976				Beaumont ASC, LP .....	TX.....	NIA.....	Cardiac Cath Lab of Beaumont, LP .....	Ownership.....	100.000	UnitedHealth Group Incorporated .....	NO.....	
		00000	26-3410883				Beauregard Memorial Hospital HomeCare, L.L.C. ....	LA.....	NIA.....	Louisiana Health Care Group, L.L.C. .... MH Physician Three Holdco, a Medical Corporation .....	Ownership.....	67.000	UnitedHealth Group Incorporated .....	NO.....	
		00000	33-0645967				Beaver Medical Group, P.C. ....	CA.....	NIA.....	Sierra Health Services, Inc. ....	Ownership.....	100.000	UnitedHealth Group Incorporated .....	NO.....	1
		00000	88-0267857				Behavioral Healthcare Options, Inc. ....	NV.....	NIA.....	Sierra Health Services, Inc. ....	Ownership.....	100.000	UnitedHealth Group Incorporated .....	NO.....	
		00000	04-3316367				Behavioral Solutions, P.C. ....	MA.....	NIA.....	Physician(s) Owned .....	Influence.....	0.000	UnitedHealth Group Incorporated .....	NO.....	1
		00000	42-1485537				Benefit Administration for the Self Employed, L.L.C. ....	IA.....	NIA.....	HealthMarkets, LLC .....	Ownership.....	100.000	UnitedHealth Group Incorporated .....	NO.....	
		00000	46-1134506				Benefitter Insurance Solutions, Inc. ....	DE.....	NIA.....	HealthMarkets Insurance Agency, Inc. ....	Ownership.....	100.000	UnitedHealth Group Incorporated .....	NO.....	
		00000	22-2848531				Bergen-Passaic Cataract Laser and Surgery Center, LLC .....	DE.....	NIA.....	Virtua-SCA Holdings, LLC .....	Ownership.....	53.631	UnitedHealth Group Incorporated .....	NO.....	2
		00000	26-3376776				Berwick Home Care Services, LLC .....	DE.....	NIA.....	AFAM Holding Co III, LLC .....	Ownership.....	100.000	UnitedHealth Group Incorporated .....	NO.....	
		00000	47-4349079				Better Health Value Network, LLC .....	WA.....	NIA.....	Physician(s) Owned .....	Influence.....	0.000	UnitedHealth Group Incorporated .....	NO.....	1
		00000	22-3858211				Bexar Imaging Center, LLC .....	TX.....	NIA.....	WellMed Networks, Inc. ....	Ownership.....	100.000	UnitedHealth Group Incorporated .....	NO.....	1
		00000	51-0606314				BGR Acquisition, LLC .....	FL.....	NIA.....	SunCrest Healthcare, Inc. ....	Ownership.....	100.000	UnitedHealth Group Incorporated .....	NO.....	
		00000	06-1137222				BHC Services, Inc. ....	NY.....	NIA.....	National Health Industries, Inc. ....	Ownership.....	100.000	UnitedHealth Group Incorporated .....	NO.....	
		00000	32-0408624				Birmingham Home Care Services, LLC .....	DE.....	NIA.....	AF-CH-HH, LLC .....	Ownership.....	100.000	UnitedHealth Group Incorporated .....	NO.....	
		00000	63-0984076				Birmingham Outpatient Surgery Center, Ltd. ....	AL.....	NIA.....	Birmingham Outpatient Surgical Center, LLC .....	Ownership.....	27.462	UnitedHealth Group Incorporated .....	NO.....	2
		00000	63-0847380				Birmingham Outpatient Surgical Center, LLC .....	DE.....	NIA.....	Surgery Center Holding, LLC .....	Ownership.....	100.000	UnitedHealth Group Incorporated .....	NO.....	
		00000	27-1746397				Black Stone of Central Ohio, LLC .....	OH.....	NIA.....	Black Stone Operations, LLC .....	Ownership.....	100.000	UnitedHealth Group Incorporated .....	NO.....	
		00000	27-4109221				Black Stone of Cincinnati, LLC .....	OH.....	NIA.....	Black Stone Operations, LLC .....	Ownership.....	100.000	UnitedHealth Group Incorporated .....	NO.....	
		00000	27-4109305				Black Stone of Dayton, LLC .....	OH.....	NIA.....	Black Stone Operations, LLC .....	Ownership.....	100.000	UnitedHealth Group Incorporated .....	NO.....	
		00000	47-2166181				Black Stone of Northeast Ohio, LLC .....	OH.....	NIA.....	Black Stone Operations, LLC .....	Ownership.....	100.000	UnitedHealth Group Incorporated .....	NO.....	
		00000	90-1020734				Black Stone of Northwest Ohio, LLC .....	OH.....	NIA.....	Black Stone Operations, LLC .....	Ownership.....	100.000	UnitedHealth Group Incorporated .....	NO.....	
		00000	90-1028083				Black Stone Operations, LLC .....	OH.....	NIA.....	National Health Industries, Inc. ....	Ownership.....	100.000	UnitedHealth Group Incorporated .....	NO.....	
		00000	20-1902460				Blackstone Group, LLC .....	OH.....	NIA.....	Black Stone Operations, LLC .....	Ownership.....	100.000	UnitedHealth Group Incorporated .....	NO.....	

STATEMENT AS OF JUNE 30, 2024 OF THE UnitedHealthcare of Wisconsin, Inc.

**SCHEDULE Y**  
**PART 1A - DETAIL OF INSURANCE HOLDING COMPANY SYSTEM**

1	2	3	4	5	6	7	8	9	10	11	12	13	14	15	16
Group Code	Group Name	NAIC Company Code	ID Number	Federal RSSD	CIK	Name of Securities Exchange if Publicly Traded (U.S. or International)	Names of Parent, Subsidiaries Or Affiliates	Domi-ciliary Location	Relation-ship to Reporting Entity	Directly Controlled by (Name of Entity/Person)	Type of Control (Ownership, Board, Management, Attorney-in-Fact, Influence, Other)	If Control is Ownership Provide Percentage	Ultimate Controlling Entity(ies)/Person(s)	Is an SCA Filing Re-quired? (Yes/No)	*
		00000	31-1462432				Blackstone Health Care, LLC	OH	NIA	Black Stone Operations, LLC	Ownership	100.000	UnitedHealth Group Incorporated	NO	
		00000	47-4758895				Bloomfield ASC, LLC	CT	NIA	SCA Bloomfield Holdings, LLC	Ownership	51.697	UnitedHealth Group Incorporated	NO	
		00000	38-3859193				Blue Island Home Care Services, LLC	DE	NIA	Illinois Home Care Holdings, LLC	Ownership	1.000	UnitedHealth Group Incorporated	NO	
		00000	38-3859193				Blue Island Home Care Services, LLC	DE	NIA	AFAM Holding Co, LLC	Ownership	99.000	UnitedHealth Group Incorporated	NO	
		00000	62-1530122				Blue Ridge Day Surgery Center, L.P.	TN	NIA	Blue Ridge GP, LLC	Ownership	34.635	UnitedHealth Group Incorporated	NO	2
		00000	27-2241593				Blue Ridge GP, LLC	NC	NIA	SCA-Blue Ridge, LLC	Ownership	100.000	UnitedHealth Group Incorporated	NO	
		00000	47-4035861				Bluegrass Accountable Care, LLC	KY	NIA	Imperium Health Management, LLC	Ownership	100.000	UnitedHealth Group Incorporated	NO	
		00000	65-0241934				Boca Raton Outpatient Surgery & Laser Center, LTD.	FL	NIA	Surgery Center of Boca Raton, Inc.	Ownership	24.000	UnitedHealth Group Incorporated	NO	2
		00000	46-4213826				Body Image Therapy Center Intensive LLC	MD	NIA	Refresh Mental Health, Inc.	Ownership	100.000	UnitedHealth Group Incorporated	NO	
		00000	20-8826558				Boone Memorial HomeCare, LLC	WV	NIA	West Virginia Health Care Group, LLC	Ownership	100.000	UnitedHealth Group Incorporated	NO	
		00000	98-1396690				Bordeaux (Barbados) Holdings I, SRL	BRB	NIA	FrontierMEDEX US, Inc.	Ownership	100.000	UnitedHealth Group Incorporated	NO	
		00000	98-1396559				Bordeaux (Barbados) Holdings II, SRL	BRB	NIA	Bordeaux (Barbados) Holdings I, SRL	Ownership	100.000	UnitedHealth Group Incorporated	NO	
		00000	98-1398490				Bordeaux Holding SpA	CHL	NIA	UHG Holdings UK VII Limited	Ownership	100.000	UnitedHealth Group Incorporated	NO	
		00000					Bordeaux Holdings, LLC	DE	NIA	UnitedHealth Group Incorporated UHG Holdings 1 (Ireland) Unlimited Company	Ownership	100.000	UnitedHealth Group Incorporated	NO	
		00000	99-1659726				Bordeaux International Financing, Inc.	DE	NIA		Ownership	100.000	UnitedHealth Group Incorporated	NO	
		00000	82-3147824				Bordeaux International Holdings, Inc.	DE	NIA	FrontierMEDEX US, Inc.	Ownership	88.879	UnitedHealth Group Incorporated	NO	
		00000	82-3147824				Bordeaux International Holdings, Inc.	DE	NIA	UnitedHealth Group Incorporated UHG Holdings 1 (Ireland) Unlimited Company	Ownership	11.121	UnitedHealth Group Incorporated	NO	
		00000	98-1390574				Bordeaux UK Holdings I Limited	GBR	NIA	UHG Holdings 2 (Ireland) Unlimited Company	Ownership	100.000	UnitedHealth Group Incorporated	NO	
		00000	98-1391914				Bordeaux UK Holdings II Limited	GBR	NIA		Ownership	100.000	UnitedHealth Group Incorporated	NO	
		00000	98-1389224				Bordeaux UK Holdings III Limited	GBR	NIA	Bordeaux UK Holdings II Limited	Ownership	100.000	UnitedHealth Group Incorporated	NO	
		00000	16-1270177				Bracon, Inc.	NY	NIA	National Health Industries, Inc.	Ownership	100.000	UnitedHealth Group Incorporated	NO	
		00000	27-3142265				Brevard HMA Home Health, LLC	FL	NIA	AFAM Holding Co, LLC	Ownership	100.000	UnitedHealth Group Incorporated	NO	
		00000	27-3142339				Brevard HMA Hospice, LLC	FL	NIA	AFAM Holding Co, LLC	Ownership	100.000	UnitedHealth Group Incorporated	NO	
		00000	81-5146379				Brighter Financial, Inc.	DE	NIA	Optum Financial, Inc.	Ownership	100.000	UnitedHealth Group Incorporated	NO	
		00000	90-0884047				BriovaRx Infusion Services 102, LLC	DE	NIA	Optum Infusion Services 500, Inc.	Ownership	100.000	UnitedHealth Group Incorporated	NO	
		00000	11-3647935				BriovaRx of Florida, Inc.	DE	NIA	OptumRx PBM of Illinois, Inc.	Ownership	100.000	UnitedHealth Group Incorporated	NO	
		00000	01-0516051				BriovaRx of Maine, Inc.	ME	NIA	OptumRx PBM of Illinois, Inc.	Ownership	100.000	UnitedHealth Group Incorporated	NO	
		00000	27-3331130				BriovaRx of Massachusetts, LLC	MA	NIA	OptumRx PBM of Illinois, Inc.	Ownership	100.000	UnitedHealth Group Incorporated	NO	
		00000	46-2849765				Brookdale Hospice of Philadelphia, LLC	DE	NIA	Health at Home Holdings, LLC Cardiac Cath Lab of Bryan/College Station, LP	Ownership	100.000	UnitedHealth Group Incorporated	NO	
		00000	47-1615354				Bryan/College Station ASC, LP	TX	NIA		Ownership	100.000	UnitedHealth Group Incorporated	NO	
		00000	20-8205206				Burlington County Endoscopy Center, LLC	NJ	NIA	Physicians Endoscopy, L.L.C.	Ownership	10.830	UnitedHealth Group Incorporated	NO	2
		00000	32-0399009				California Health Care Group, LLC	CA	NIA	LHC Group, Inc.	Ownership	100.000	UnitedHealth Group Incorporated	NO	
		00000	81-0881243				California Spring Holdings, PC	CA	NIA	Physician(s) Owned	Influence	0.000	UnitedHealth Group Incorporated	NO	1
		00000	20-0591577				Cambridge Home Health Care Holdings, Inc.	DE	NIA	National Health Industries, Inc.	Ownership	100.000	UnitedHealth Group Incorporated	NO	
		00000	34-1772291				Cambridge Home Health Care, Inc.	OH	NIA	Cambridge Home Health Care Holdings, Inc.	Ownership	100.000	UnitedHealth Group Incorporated	NO	
		00000	34-1772292				Cambridge Home Health Care, Inc./Private	OH	NIA	Cambridge Home Health Care Holdings, Inc.	Ownership	100.000	UnitedHealth Group Incorporated	NO	
		00000	84-2342721				Cambridge Personal Care, LLC	OH	NIA	Ohio Health Care Group, LLC	Ownership	100.000	UnitedHealth Group Incorporated	NO	
		00000	27-0944633				Camden HomeCare, LLC	AL	NIA	Alabama Health Care Group, LLC	Ownership	100.000	UnitedHealth Group Incorporated	NO	
		00000	52-1597478				Camp Hill Ambulatory Centers	PA	NIA	Endoscopy Center Affiliates, Inc.	Ownership	1.000	UnitedHealth Group Incorporated	NO	2
		00000	52-1597478				Camp Hill Ambulatory Centers	PA	NIA	Camp Hill-SCA Centers, LLC	Ownership	99.000	UnitedHealth Group Incorporated	NO	2
		00000	52-1597484				Camp Hill-SCA Centers, LLC	DE	NIA	SC Affiliates, LLC	Ownership	100.000	UnitedHealth Group Incorporated	NO	
		00000	26-3385545				Cape Fear Valley HomeCare and Hospice, LLC	NC	NIA	North Carolina Health Care Group, LLC	Ownership	67.000	UnitedHealth Group Incorporated	NO	
		00000	27-3955254				Capital City Medical Group, L.L.C.	LA	NIA	UnitedHealthcare of Louisiana, Inc.	Ownership	100.000	UnitedHealth Group Incorporated	NO	
		00000	14-1940881				Capstone Behavioral Health, Inc.	NE	NIA	Refresh Mental Health, Inc.	Ownership	100.000	UnitedHealth Group Incorporated	NO	

STATEMENT AS OF JUNE 30, 2024 OF THE UnitedHealthcare of Wisconsin, Inc.

**SCHEDULE Y**  
**PART 1A - DETAIL OF INSURANCE HOLDING COMPANY SYSTEM**

1	2	3	4	5	6	7	8	9	10	11	12	13	14	15	16
Group Code	Group Name	NAIC Company Code	ID Number	Federal RSSD	CIK	Name of Securities Exchange if Publicly Traded (U.S. or International)	Names of Parent, Subsidiaries Or Affiliates	Domiciliary Location	Relationship to Reporting Entity	Directly Controlled by (Name of Entity/Person)	Type of Control (Ownership, Board, Management, Attorney-in-Fact, Influence, Other)	If Control is Ownership Provide Percentage	Ultimate Controlling Entity(ies)/Person(s)	Is an SCA Filing Required? (Yes/No)	*
		00000	47-1130641				Carbondale Counseling Associates, PLLC	IL	NIA	Physician(s) Owned	Influence	0.000	UnitedHealth Group Incorporated	NO	1
		00000	47-1541515				Cardiac Cath Lab of Alexandria GP, LLC	TX	NIA	National Cardiovascular Partners, LP	Ownership	100.000	UnitedHealth Group Incorporated	NO	
		00000	47-1525580				Cardiac Cath Lab of Alexandria, LP	TX	NIA	NCP Cardiac Cath Lab of Alexandria, LP	Ownership	40.600	UnitedHealth Group Incorporated	NO	
		00000	47-1525580				Cardiac Cath Lab of Alexandria, LP	TX	NIA	Cardiac Cath Lab of Alexandria GP, LLC	Ownership	1.190	UnitedHealth Group Incorporated	NO	
		00000	27-4320600				Cardiac Cath Lab of Beaumont GP, LLC	TX	NIA	National Cardiovascular Partners, LP	Ownership	100.000	UnitedHealth Group Incorporated	NO	
		00000	27-4320747				Cardiac Cath Lab of Beaumont, LP	TX	NIA	Cardiac Cath Lab of Beaumont GP, LLC	Ownership	0.950	UnitedHealth Group Incorporated	NO	
		00000	27-4320747				Cardiac Cath Lab of Beaumont, LP	TX	NIA	NCP Cardiac Cath Lab of Beaumont, LP	Ownership	27.620	UnitedHealth Group Incorporated	NO	
		00000	80-0947997				Cardiac Cath Lab of Bryan/College Station GP, LLC	TX	NIA	National Cardiovascular Partners, LP	Ownership	100.000	UnitedHealth Group Incorporated	NO	
		00000	46-3526911				Cardiac Cath Lab of Bryan/College Station, LP	TX	NIA	Cardiac Cath Lab of Bryan/College Station GP, LLC	Ownership	1.000	UnitedHealth Group Incorporated	NO	
		00000	46-3526911				Cardiac Cath Lab of Bryan/College Station, LP	TX	NIA	NCP Cardiac Cath Lab of Bryan/College Station, LP	Ownership	33.380	UnitedHealth Group Incorporated	NO	
		00000	81-1618549				Cardiac Cath Lab of Collin County GP, LLC	TX	NIA	National Cardiovascular Partners, LP	Ownership	100.000	UnitedHealth Group Incorporated	NO	
		00000	47-5626076				Cardiac Cath Lab of Collin County, LP	TX	NIA	NCP Cardiac Cath Lab of Collin County, LP	Ownership	14.000	UnitedHealth Group Incorporated	NO	2
		00000	47-5626076				Cardiac Cath Lab of Collin County, LP	TX	NIA	Cardiac Cath Lab of Collin County GP, LLC	Ownership	1.000	UnitedHealth Group Incorporated	NO	2
		00000	27-5205419				Cardiac Cath Lab of Conroe GP, LLC	TX	NIA	National Cardiovascular Partners, LP	Ownership	100.000	UnitedHealth Group Incorporated	NO	
		00000	27-5205961				Cardiac Cath Lab of Conroe, LP	TX	NIA	NCP Cardiac Cath Lab of Conroe, LP	Ownership	25.900	UnitedHealth Group Incorporated	NO	
		00000	27-5205961				Cardiac Cath Lab of Conroe, LP	TX	NIA	Cardiac Cath Lab of Conroe GP, LLC	Ownership	0.930	UnitedHealth Group Incorporated	NO	
		00000	45-3205184				Cardiac Cath Lab of Dallas GP, LLC	TX	NIA	National Cardiovascular Partners, LP	Ownership	100.000	UnitedHealth Group Incorporated	NO	
		00000	45-3205348				Cardiac Cath Lab of Dallas, LP	TX	NIA	NCP Cardiac Cath Lab of Dallas, LP	Ownership	31.200	UnitedHealth Group Incorporated	NO	2
		00000	45-3205348				Cardiac Cath Lab of Dallas, LP	TX	NIA	Cardiac Cath Lab of Dallas GP, LLC	Ownership	0.430	UnitedHealth Group Incorporated	NO	2
		00000	82-1925920				Cardiac Cath Lab of East Fort Lauderdale, LLC	DE	NIA	Cardiovascular Clinic of East Fort Lauderdale, LLC	Ownership	100.000	UnitedHealth Group Incorporated	NO	2
		00000	90-0883450				Cardiac Cath Lab of Fort Worth GP, LLC	TX	NIA	National Cardiovascular Partners, LP	Ownership	100.000	UnitedHealth Group Incorporated	NO	
		00000	46-0907080				Cardiac Cath Lab of Fort Worth, LP	TX	NIA	Cardiac Cath Lab of Fort Worth GP, LLC	Ownership	1.000	UnitedHealth Group Incorporated	NO	
		00000	46-0907080				Cardiac Cath Lab of Fort Worth, LP	TX	NIA	NCP Cardiac Cath Lab of Fort Worth, LP	Ownership	29.000	UnitedHealth Group Incorporated	NO	
		00000	47-3825014				Cardiac Cath Lab of Lake Charles GP, LLC	TX	NIA	National Cardiovascular Partners, LP	Ownership	100.000	UnitedHealth Group Incorporated	NO	
		00000	47-3786675				Cardiac Cath Lab of Lake Charles, LP	TX	NIA	Cardiac Cath Lab of Lake Charles GP, LLC	Ownership	1.000	UnitedHealth Group Incorporated	NO	2
		00000	47-3786675				Cardiac Cath Lab of Lake Charles, LP	TX	NIA	NCP Cardiac Cath Lab of Lake Charles, LP	Ownership	34.000	UnitedHealth Group Incorporated	NO	2
		00000	47-5605650				Cardiac Cath Lab of Mid Cities GP, LLC	TX	NIA	National Cardiovascular Partners, LP	Ownership	100.000	UnitedHealth Group Incorporated	NO	
		00000	47-5657235				Cardiac Cath Lab of Mid Cities, LP	TX	NIA	Cardiac Cath Lab of Mid Cities GP, LLC	Ownership	1.000	UnitedHealth Group Incorporated	NO	
		00000	47-5657235				Cardiac Cath Lab of Mid Cities, LP	TX	NIA	NCP Cardiac Cath Lab of Mid Cities, LP	Ownership	14.000	UnitedHealth Group Incorporated	NO	
		00000	35-2535693				Cardiac Cath Lab of Phoenix GP, LLC	DE	NIA	National Cardiovascular Partners, LP	Ownership	100.000	UnitedHealth Group Incorporated	NO	
		00000	32-0468763				Cardiac Cath Lab of Phoenix, LP	DE	NIA	NCP Cardiac Cath Lab of Phoenix, LLC	Ownership	34.000	UnitedHealth Group Incorporated	NO	
		00000	32-0468763				Cardiac Cath Lab of Phoenix, LP	DE	NIA	Cardiac Cath Lab of Phoenix GP, LLC	Ownership	1.000	UnitedHealth Group Incorporated	NO	
		00000	80-0273120				Cardiac Cath Lab of Tyler GP, LLC	TX	NIA	National Cardiovascular Partners, LP	Ownership	100.000	UnitedHealth Group Incorporated	NO	
		00000	45-1589340				Cardiac Cath Lab of Waco GP, LLC	TX	NIA	National Cardiovascular Partners, LP	Ownership	100.000	UnitedHealth Group Incorporated	NO	
		00000	45-1589613				Cardiac Cath Lab of Waco, LP	TX	NIA	NCP Cardiac Cath Lab of Waco, LP	Ownership	31.500	UnitedHealth Group Incorporated	NO	
		00000	45-1589613				Cardiac Cath Lab of Waco, LP	TX	NIA	Cardiac Cath Lab of Waco GP, LLC	Ownership	1.000	UnitedHealth Group Incorporated	NO	
		00000	47-1850470				Cardiac Cath Lab of Wichita GP, LLC	TX	NIA	National Cardiovascular Partners, LP	Ownership	100.000	UnitedHealth Group Incorporated	NO	
		00000	47-1838358				Cardiac Cath Lab of Wichita, LP	DE	NIA	Cardiac Cath Lab of Wichita GP, LLC	Ownership	1.000	UnitedHealth Group Incorporated	NO	
		00000	47-1838358				Cardiac Cath Lab of Wichita, LP	DE	NIA	NCP Cardiac Cath Lab of Wichita, LP	Ownership	24.000	UnitedHealth Group Incorporated	NO	
		00000	59-3338654				Cardiothoracic & Vascular Surgical Associates, P.A.	FL	NIA	Physician(s) Owned	Influence	0.000	UnitedHealth Group Incorporated	NO	1
		00000	92-0589347				Cardiovascular Clinic of East Fort Lauderdale, LLC	DE	NIA	NCP Cardiac Cath Lab of East Fort Lauderdale, LLC	Ownership	35.000	UnitedHealth Group Incorporated	NO	2
		00000	86-0860427				Cardiovascular Consultants, Ltd.	AZ	NIA	NCP Phoenix Cardiovascular Practice, LLC	Ownership	100.000	UnitedHealth Group Incorporated	NO	
		00000	27-0564326				Care Advisors by Black Stone, LLC	OH	NIA	Black Stone of Cincinnati, LLC	Ownership	100.000	UnitedHealth Group Incorporated	NO	
		00000	46-4814778				CARE Clinics LLC	MN	NIA	Optum Behavioral Care of Colorado, P.C.	Ownership	99.999	UnitedHealth Group Incorporated	NO	1

STATEMENT AS OF JUNE 30, 2024 OF THE UnitedHealthcare of Wisconsin, Inc.

**SCHEDULE Y**  
**PART 1A - DETAIL OF INSURANCE HOLDING COMPANY SYSTEM**

1	2	3	4	5	6	7	8	9	10	11	12	13	14	15	16
Group Code	Group Name	NAIC Company Code	ID Number	Federal RSSD	CIK	Name of Securities Exchange if Publicly Traded (U.S. or International)	Names of Parent, Subsidiaries Or Affiliates	Domi-ciliary Location	Relation-ship to Reporting Entity	Directly Controlled by (Name of Entity/Person)	Type of Control (Ownership, Board, Management, Attorney-in-Fact, Influence, Other)	If Control is Ownership Provide Percentage	Ultimate Controlling Entity(ies)/Person(s)	Is an SCA Filing Re-quired? (Yes/No)	*
		00000	88-0822778				CARE Free Counseling LLC	..MN.....	..NIA.....	CARE Clinics LLC	Ownership.....	..99.999	UnitedHealth Group Incorporated	..NO.....	..1
.0707	UnitedHealth Group Incorporated	12558	45-4976934				Care Improvement Plus of Texas Insurance Company	..TX.....	..IA.....	XLHealth Corporation	Ownership.....	..100.000	UnitedHealth Group Incorporated	..NO.....	
.0707	UnitedHealth Group Incorporated	12567	20-3888112				Care Improvement Plus South Central Insurance Company	..NE.....	..IA.....	XLHealth Corporation	Ownership.....	..100.000	UnitedHealth Group Incorporated	..NO.....	
.0707	UnitedHealth Group Incorporated	14041	27-5038136				Care Improvement Plus Wisconsin Insurance Company	..WI.....	..IA.....	XLHealth Corporation	Ownership.....	..100.000	UnitedHealth Group Incorporated	..NO.....	
		00000	83-0585009				Care Logistics, LLC	..DE.....	..NIA.....	Penzo Enterprises, LLC	Ownership.....	..100.000	UnitedHealth Group Incorporated	..NO.....	
		00000					CareMount Dental Member, LLC	..DE.....	..NIA.....	CareMount Health Solutions, LLC	Ownership.....	..100.000	UnitedHealth Group Incorporated	..NO.....	
		00000					CareMount Health Solutions ACO, LLC	..NY.....	..NIA.....	Optum Medical Care, P.C.	Ownership.....	..100.000	UnitedHealth Group Incorporated	..NO.....	..1
		00000	38-4103290				CareMount Health Solutions, LLC	..DE.....	..NIA.....	Collaborative Care Holdings, LLC	Ownership.....	..100.000	UnitedHealth Group Incorporated	..NO.....	
		00000	84-3894124				CareMount Value Partners IPA, LLC	..NY.....	..NIA.....	CareMount Health Solutions, LLC	Ownership.....	..100.000	UnitedHealth Group Incorporated	..NO.....	
		00000	61-1306845				Caretenders of Cleveland, Inc.	..KY.....	..NIA.....	National Health Industries, Inc.	Ownership.....	..100.000	UnitedHealth Group Incorporated	..NO.....	
		00000	61-1302995				Caretenders of Columbus, Inc.	..KY.....	..NIA.....	National Health Industries, Inc.	Ownership.....	..100.000	UnitedHealth Group Incorporated	..NO.....	
		00000	20-5890994				Caretenders of Jacksonville, LLC	..FL.....	..NIA.....	National Health Industries, Inc.	Ownership.....	..100.000	UnitedHealth Group Incorporated	..NO.....	
		00000	61-1326749				Caretenders Visiting Services Employment Company, Inc.	..KY.....	..NIA.....	National Health Industries, Inc.	Ownership.....	..100.000	UnitedHealth Group Incorporated	..NO.....	
		00000	30-0425709				Caretenders Visiting Services of District 6, LLC	..KY.....	..NIA.....	National Health Industries, Inc.	Ownership.....	..100.000	UnitedHealth Group Incorporated	..NO.....	
		00000	30-0425714				Caretenders Visiting Services of District 7, LLC	..KY.....	..NIA.....	National Health Industries, Inc.	Ownership.....	..100.000	UnitedHealth Group Incorporated	..NO.....	
		00000	30-0425715				Caretenders Visiting Services of Gainesville, LLC	..FL.....	..NIA.....	National Health Industries, Inc.	Ownership.....	..100.000	UnitedHealth Group Incorporated	..NO.....	
		00000	20-5826497				Caretenders Visiting Services of Hernando County, LLC	..FL.....	..NIA.....	National Health Industries, Inc.	Ownership.....	..100.000	UnitedHealth Group Incorporated	..NO.....	
		00000	20-3021812				Caretenders Visiting Services of Kentuckiana, LLC	..KY.....	..NIA.....	National Health Industries, Inc.	Ownership.....	..100.000	UnitedHealth Group Incorporated	..NO.....	
		00000	20-4522444				Caretenders Visiting Services of Ocala, LLC	..FL.....	..NIA.....	National Health Industries, Inc.	Ownership.....	..100.000	UnitedHealth Group Incorporated	..NO.....	
		00000	30-0425717				Caretenders Visiting Services of Orlando, LLC	..KY.....	..NIA.....	National Health Industries, Inc.	Ownership.....	..100.000	UnitedHealth Group Incorporated	..NO.....	
		00000	20-5826531				Caretenders Visiting Services of Pinellas County, LLC	..FL.....	..NIA.....	National Health Industries, Inc.	Ownership.....	..100.000	UnitedHealth Group Incorporated	..NO.....	
		00000	20-5826553				Caretenders Visiting Services of Southern Illinois, LLC	..IL.....	..NIA.....	National Health Industries, Inc.	Ownership.....	..100.000	UnitedHealth Group Incorporated	..NO.....	
		00000	20-2910357				Caretenders Visiting Services of St. Augustine, LLC	..FL.....	..NIA.....	National Health Industries, Inc.	Ownership.....	..100.000	UnitedHealth Group Incorporated	..NO.....	
		00000	20-5826598				Caretenders Visiting Services of St. Louis, LLC	..MO.....	..NIA.....	National Health Industries, Inc.	Ownership.....	..100.000	UnitedHealth Group Incorporated	..NO.....	
		00000	27-3756374				Caretenders VNA of Ohio, LLC	..OH.....	..NIA.....	National Health Industries, Inc.	Ownership.....	..100.000	UnitedHealth Group Incorporated	..NO.....	
		00000	26-1258759				Caretenders VS of Boston, LLC	..MA.....	..NIA.....	National Health Industries, Inc.	Ownership.....	..100.000	UnitedHealth Group Incorporated	..NO.....	
		00000	26-1258931				Caretenders VS of Central KY, LLC	..KY.....	..NIA.....	National Health Industries, Inc.	Ownership.....	..100.000	UnitedHealth Group Incorporated	..NO.....	
		00000	26-3632764				Caretenders VS of Lincoln Trail, LLC	..KY.....	..NIA.....	National Health Industries, Inc.	Ownership.....	..100.000	UnitedHealth Group Incorporated	..NO.....	
		00000	26-1264112				Caretenders VS of Louisville, LLC	..KY.....	..NIA.....	Home Health of Jefferson Co, LLC	Ownership.....	..100.000	UnitedHealth Group Incorporated	..NO.....	
		00000	26-3706241				Caretenders VS of Ohio, LLC	..OH.....	..NIA.....	National Health Industries, Inc.	Ownership.....	..100.000	UnitedHealth Group Incorporated	..NO.....	
		00000	45-1139239				Caretenders VS of SE Ohio, LLC	..OH.....	..NIA.....	National Health Industries, Inc.	Ownership.....	..100.000	UnitedHealth Group Incorporated	..NO.....	
		00000	26-1258938				Caretenders VS of Western KY, LLC	..KY.....	..NIA.....	National Health Industries, Inc.	Ownership.....	..100.000	UnitedHealth Group Incorporated	..NO.....	
		00000	27-0385539				Carnegie Hill Endoscopy, LLC	..NY.....	..NIA.....	Physician(s) Owned	Influence.....	..0.000	UnitedHealth Group Incorporated	..NO.....	..1
		00000	56-1780933				Carolina Behavioral Care, P.A.	..NC.....	..NIA.....	Physician(s) Owned	Influence.....	..0.000	UnitedHealth Group Incorporated	..NO.....	..1
		00000	52-2072546				Carroll Counseling Center LLC	..MD.....	..NIA.....	Physician(s) Owned	Influence.....	..0.000	UnitedHealth Group Incorporated	..NO.....	..1
		00000	86-0872916				Carson Endoscopy Center, LLC	..NV.....	..NIA.....	Physicians Endoscopy, L.L.C.	Ownership.....	..35.000	UnitedHealth Group Incorporated	..NO.....	..2
		00000	81-3020487				Castle Hills Surgicare, LLC	..TX.....	..NIA.....	Surgical Care Affiliates, LLC	Influence.....	..0.000	UnitedHealth Group Incorporated	..NO.....	



STATEMENT AS OF JUNE 30, 2024 OF THE UnitedHealthcare of Wisconsin, Inc.

**SCHEDULE Y**  
**PART 1A - DETAIL OF INSURANCE HOLDING COMPANY SYSTEM**

1	2	3	4	5	6	7	8	9	10	11	12	13	14	15	16
Group Code	Group Name	NAIC Company Code	ID Number	Federal RSSD	CIK	Name of Securities Exchange if Publicly Traded (U.S. or International)	Names of Parent, Subsidiaries Or Affiliates	Domiciliary Location	Relationship to Reporting Entity	Directly Controlled by (Name of Entity/Person)	Type of Control (Ownership, Board, Management, Attorney-in-Fact, Influence, Other)	If Control is Ownership Provide Percentage	Ultimate Controlling Entity(ies)/Person(s)	Is an SCA Filing Required? (Yes/No)	*
		00000	82-5207935				Castle Rock SurgiCenter, LLC	CO	NIA	SC Affiliates, LLC	Ownership	4.829	UnitedHealth Group Incorporated	NO	
		00000	82-5207935				Castle Rock SurgiCenter, LLC	CO	NIA	SCA-Castle Rock, LLC	Ownership	52.680	UnitedHealth Group Incorporated	NO	
		00000	20-5807941				Catalyst360, LLC	DE	NIA	Optum Services, Inc.	Ownership	100.000	UnitedHealth Group Incorporated	NO	
							UnitedHealthcare International II S.á r.l.								
		00000	98-1069737				Catamaran S.á r.l.	LUX	NIA		Ownership	100.000	UnitedHealth Group Incorporated	NO	
		00000	82-1715584				CCEC Anesthesia Management, LLC	TX	NIA	Corpus Christi Endoscopy Center, L.L.P.	Ownership	100.000	UnitedHealth Group Incorporated	NO	2
		00000					CDC Holdings Colombia S.A.S.	COL	NIA	Bordeaux UK Holdings II Limited	Ownership	100.000	UnitedHealth Group Incorporated	NO	
		00000	62-1358032				Cedar Creek Home Health Care Agency, LLC	TN	NIA	Eik Valley Professional Affiliates, Inc.	Ownership	100.000	UnitedHealth Group Incorporated	NO	
		00000	85-3868373				Cedar Park JV Partners, LLC	TX	NIA	SCA Cedar Park Holdings, LLC	Ownership	43.700	UnitedHealth Group Incorporated	NO	2
		00000	27-2533497				Cedar Park Surgery Center, LLC	TX	NIA	Cedar Park JV Partners, LLC	Ownership	35.500	UnitedHealth Group Incorporated	NO	2
		00000	27-2533497				Cedar Park Surgery Center, LLC	TX	NIA	SCA Cedar Park Holdings, LLC	Ownership	19.660	UnitedHealth Group Incorporated	NO	2
		00000					Center for Cardiovascular Research and Education, LLC	AZ	NIA	Phoenix Cardiac Cath and Surgical Center, LLC	Ownership	100.000	UnitedHealth Group Incorporated	NO	
		00000					Center for Quality Improvement, LLC	DE	NIA	OptumRx Holdings, LLC	Ownership	100.000	UnitedHealth Group Incorporated	NO	
		00000					Center for Restorative Surgery at Maple Grove, LLC	MN	NIA	SCA Maple Grove Holdings, LLC	Ownership	60.005	UnitedHealth Group Incorporated	NO	2
		00000	33-0483510				Centers for Family Medicine, GP	CA	NIA	MH Physician Three Holdco, a Medical Corporation	Ownership	99.000	UnitedHealth Group Incorporated	NO	1
		00000	84-4741808				Central Florida Partnership, LLC	FL	NIA	LHC Health Care Group of Florida, LLC	Ownership	60.000	UnitedHealth Group Incorporated	NO	
		00000	22-3669777				Central Jersey Ambulatory Surgical Center, L.L.C.	NJ	NIA	GI Ventures, LLC	Ownership	60.000	UnitedHealth Group Incorporated	NO	
		00000	16-1705322				Central Park Surgery Center, LLC	TX	NIA	Surgical Care Affiliates, LLC	Influence	0.000	UnitedHealth Group Incorporated	NO	
		00000	20-4408565				Centre Home Care LLC	AL	NIA	AFAM Holding Co, LLC	Ownership	100.000	UnitedHealth Group Incorporated	NO	
		00000					CentrifyHealth, LLC	DE	NIA	UnitedHealth Group Incorporated	Ownership	100.000	UnitedHealth Group Incorporated	NO	
		00000					Centro de Entrenamiento Capacitación en Reanimación SpA	CHL	NIA	Clínica Dávila y Servicios Médicos S.p.A.	Ownership	99.000	UnitedHealth Group Incorporated	NO	
		00000					Centro de Entrenamiento Capacitación en Reanimación SpA	CHL	NIA	Servicios Integrados de Salud Ltda.	Ownership	1.000	UnitedHealth Group Incorporated	NO	
		00000	98-1450490				Centro de Servicios Compartidos Banmédica SpA	CHL	NIA	Constructora Inmobiliaria Magapoq S.A.	Ownership	0.100	UnitedHealth Group Incorporated	NO	
		00000	98-1450490				Centro de Servicios Compartidos Banmédica SpA	CHL	NIA	Banmédica S.A.	Ownership	99.900	UnitedHealth Group Incorporated	NO	
		00000	98-1457197				Centro Odontológico Americano S.A.C.	PER	NIA	Pacifico S.A. Entidad Prestadora de Salud	Ownership	80.000	UnitedHealth Group Incorporated	NO	
		00000	98-1451635				Centromed Quilpué S.A.	CHL	NIA	Administradora Médica Centromed S.A.	Ownership	93.450	UnitedHealth Group Incorporated	NO	
		00000					Centros Médicos y Dentales Multimed Ltda.	CHL	NIA	Clínica Dávila y Servicios Médicos S.p.A.	Ownership	0.010	UnitedHealth Group Incorporated	NO	
		00000					Centros Médicos y Dentales Multimed Ltda.	CHL	NIA	Omesa SpA	Ownership	99.990	UnitedHealth Group Incorporated	NO	
0707	UnitedHealth Group Incorporated	42765	42-1194107				Centurion Casualty Company	NE	IA	Specialty Benefits, LLC	Ownership	100.000	UnitedHealth Group Incorporated	NO	
		00000	82-2038975				Chalfont HoldCo, LLC	PA	NIA	Physicians Endoscopy, L.L.C.	Ownership	100.000	UnitedHealth Group Incorporated	NO	
		00000	81-2173507				Change Encircle, LLC	DE	NIA	Change Healthcare Solutions, LLC	Ownership	100.000	UnitedHealth Group Incorporated	NO	
		00000	46-0809500				Change Healthcare Advocates, LLC	DE	NIA	Change Healthcare Resources LLC	Ownership	100.000	UnitedHealth Group Incorporated	NO	
		00000	20-2058917				Change Healthcare Business Fulfillment, LLC	DE	NIA	Change Healthcare Operations, LLC	Ownership	100.000	UnitedHealth Group Incorporated	NO	
		00000					Change Healthcare Canada Company	CAN	NIA	Change Healthcare Ireland Limited	Ownership	100.000	UnitedHealth Group Incorporated	NO	
		00000	20-5716738				Change Healthcare Communications, LLC	DE	NIA	Change Healthcare Solutions, LLC	Ownership	100.000	UnitedHealth Group Incorporated	NO	
		00000	16-1744317				Change Healthcare Correspondence Services, Inc.	TX	NIA	Change Healthcare Operations, LLC	Ownership	100.000	UnitedHealth Group Incorporated	NO	
		00000					Change Healthcare Engagement Solutions, Inc.								
		00000	26-1147719				Change Healthcare eRx Canada, Inc.	DE	NIA	Change Healthcare Solutions, LLC	Ownership	100.000	UnitedHealth Group Incorporated	NO	
		00000					Change Healthcare eRx Canada, Inc.	CAN	NIA	Change Healthcare Solutions, LLC	Ownership	100.000	UnitedHealth Group Incorporated	NO	
		00000	32-0515867				Change Healthcare Finance, Inc.	DE	NIA	Change Healthcare Holdings, LLC	Ownership	100.000	UnitedHealth Group Incorporated	NO	
		00000	45-4274703				Change Healthcare HealthQx, LLC	PA	NIA	Change Healthcare Technologies, LLC	Ownership	100.000	UnitedHealth Group Incorporated	NO	

STATEMENT AS OF JUNE 30, 2024 OF THE UnitedHealthcare of Wisconsin, Inc.

**SCHEDULE Y**  
**PART 1A - DETAIL OF INSURANCE HOLDING COMPANY SYSTEM**

1	2	3	4	5	6	7	8	9	10	11	12	13	14	15	16
Group Code	Group Name	NAIC Company Code	ID Number	Federal RSSD	CIK	Name of Securities Exchange if Publicly Traded (U.S. or International)	Names of Parent, Subsidiaries Or Affiliates	Domi-ciliary Location	Relation-ship to Reporting Entity	Directly Controlled by (Name of Entity/Person)	Type of Control (Ownership, Board, Management, Attorney-in-Fact, Influence, Other)	If Control is Ownership Provide Percentage	Ultimate Controlling Entity(ies)/Person(s)	Is an SCA Filing Re-quired? (Yes/No)	*
		00000	92-1410925				Change Healthcare Holdco Inc.	DE	NIA	Change Healthcare Inc.	Ownership	69.300	UnitedHealth Group Incorporated	NO	
		00000	92-1410925				Change Healthcare Holdco Inc.	DE	NIA	PF2 PST Services LLC	Ownership	30.400	UnitedHealth Group Incorporated	NO	
		00000	92-1410925				Change Healthcare Holdco Inc.	DE	NIA	PF2 IP LLC	Ownership	0.300	UnitedHealth Group Incorporated	NO	
		00000	20-5799664				Change Healthcare Holdings, Inc.	DE	NIA	Change Healthcare Intermediate Holdings, Inc.	Ownership	100.000	UnitedHealth Group Incorporated	NO	
		00000	30-0955587				Change Healthcare Holdings, LLC	DE	NIA	Change Healthcare Intermediate Holdings, LLC	Ownership	100.000	UnitedHealth Group Incorporated	NO	
		00000					Change Healthcare Imaging Australia Pty Limited	AUS	NIA	Change Healthcare Solutions, LLC	Ownership	100.000	UnitedHealth Group Incorporated	NO	
		00000	82-2152098				Change Healthcare Inc.	DE	NIA	UnitedHealth Group Incorporated	Ownership	100.000	UnitedHealth Group Incorporated	NO	
		00000	98-1507218				Change Healthcare Innovation Israel Ltd.	ISR	NIA	Change Healthcare Technology Enabled Services, LLC	Ownership	100.000	UnitedHealth Group Incorporated	NO	
		00000	45-3637667				Change Healthcare Intermediate Holdings, Inc.	DE	NIA	Change Healthcare Performance, Inc.	Ownership	100.000	UnitedHealth Group Incorporated	NO	
		00000	38-4016792				Change Healthcare Intermediate Holdings, LLC	DE	NIA	Change Healthcare LLC	Ownership	100.000	UnitedHealth Group Incorporated	NO	
		00000					Change Healthcare Ireland Limited	IRL	NIA	Change Healthcare Solutions, LLC	Ownership	100.000	UnitedHealth Group Incorporated	NO	
		00000					Change Healthcare Ireland Solutions Limited	IRL	NIA	Change Healthcare Ireland Limited	Ownership	100.000	UnitedHealth Group Incorporated	NO	
		00000	98-0498566				Change Healthcare Israel Ltd.	ISR	NIA	Change Healthcare Ireland Limited	Ownership	100.000	UnitedHealth Group Incorporated	NO	
		00000	81-3611560				Change Healthcare LLC	DE	NIA	Change Healthcare Holdco Inc.	Ownership	100.000	UnitedHealth Group Incorporated	NO	
		00000	20-5731067				Change Healthcare Operations, LLC	DE	NIA	Change Healthcare Holdings, Inc.	Ownership	100.000	UnitedHealth Group Incorporated	NO	
		00000	26-3014624				Change Healthcare Payer Payment Integrity, LLC	DE	NIA	Change Healthcare Solutions, LLC	Ownership	100.000	UnitedHealth Group Incorporated	NO	
		00000	45-3637794				Change Healthcare Performance, Inc.	DE	NIA	Change Healthcare Holdings, LLC	Ownership	100.000	UnitedHealth Group Incorporated	NO	
		00000	01-0475134				Change Healthcare Pharmacy Solutions, Inc.	ME	NIA	Change Healthcare Solutions, LLC	Ownership	100.000	UnitedHealth Group Incorporated	NO	
		00000					Change Healthcare Philippines, Inc.	PHL	NIA	Change Healthcare Resources Holdings, Inc.	Ownership	100.000	UnitedHealth Group Incorporated	NO	
		00000	51-0370121				Change Healthcare Practice Management Solutions Group, Inc.	DE	NIA	Change Healthcare Holdings, Inc.	Ownership	100.000	UnitedHealth Group Incorporated	NO	
		00000	23-2939843				Change Healthcare Practice Management Solutions Investments, Inc.	DE	NIA	Change Healthcare Practice Management Solutions Group, Inc.	Ownership	100.000	UnitedHealth Group Incorporated	NO	
		00000	23-2939847				Change Healthcare Practice Management Solutions, Inc.	DE	NIA	Change Healthcare Practice Management Solutions Group, Inc.	Ownership	100.000	UnitedHealth Group Incorporated	NO	
		00000	27-1463418				Change Healthcare Puerto Rico, LLC	DE	NIA	Change Healthcare Resources LLC	Ownership	100.000	UnitedHealth Group Incorporated	NO	
		00000	27-4334265				Change Healthcare Resources Holdings, Inc.	DE	NIA	Change Healthcare Solutions, LLC	Ownership	100.000	UnitedHealth Group Incorporated	NO	
		00000	38-4120853				Change Healthcare Resources IPA, LLC	DE	NIA	Change Healthcare Resources LLC	Ownership	100.000	UnitedHealth Group Incorporated	NO	
		00000					Change Healthcare Resources Holdings, Inc.	DE	NIA	Change Healthcare Resources Holdings, Inc.	Ownership	100.000	UnitedHealth Group Incorporated	NO	
		00000	27-2872345				Change Healthcare Resources LLC	DE	NIA	Change Healthcare Operations, LLC	Ownership	100.000	UnitedHealth Group Incorporated	NO	
		00000	20-5716594				Change Healthcare Solutions, LLC	DE	NIA	Change Healthcare Operations, LLC	Ownership	100.000	UnitedHealth Group Incorporated	NO	
		00000	58-1651222				Change Healthcare Technologies, LLC	DE	NIA	Change Healthcare Holdings, LLC	Ownership	100.000	UnitedHealth Group Incorporated	NO	
		00000					Change Healthcare Technology Enabled Services, LLC	GA	NIA	Change Healthcare Holdings, LLC	Ownership	100.000	UnitedHealth Group Incorporated	NO	
		00000	58-1953146				Change Healthcare UK Holdings Limited	GBR	NIA	Change Healthcare Ireland Limited	Ownership	100.000	UnitedHealth Group Incorporated	NO	
		00000	98-1141129				Channel Islands Surgicenter Properties, LLC	DE	NIA	SCA Holding Company, Inc.	Ownership	62.743	UnitedHealth Group Incorporated	NO	
		00000	46-1454664				Charleston Surgery Center Limited Partnership	DE	NIA	SCA Holding Company, Inc.	Ownership	62.743	UnitedHealth Group Incorporated	NO	
		00000	58-1709761				Charlotte Surgery Center Limited Partnership	SC	NIA	SCA-Charleston, LLC	Ownership	27.936	UnitedHealth Group Incorporated	NO	2
		00000	56-1449531				Charlotte Surgery Center, LLC	NC	NIA	Charlotte-SC, LLC	Ownership	10.779	UnitedHealth Group Incorporated	NO	2
		00000	62-1262567				Charlotte-SC, LLC	DE	NIA	SC Affiliates, LLC	Ownership	100.000	UnitedHealth Group Incorporated	NO	
		00000	82-4075002				Chatham Orthopaedic ASC, LLC	GA	NIA	SCA-Chatham, LLC	Ownership	15.000	UnitedHealth Group Incorporated	NO	2
		00000	52-2008916				Chester River Home Care & Hospice, LLC	MD	NIA	Maryland Intermediary-IV, LLC	Ownership	100.000	UnitedHealth Group Incorporated	NO	
		00000	57-0876493				Chesterfield Visiting Nurses Service, Inc.	SC	NIA	Atlantic Homecare, Inc.	Ownership	100.000	UnitedHealth Group Incorporated	NO	

16.10

STATEMENT AS OF JUNE 30, 2024 OF THE UnitedHealthcare of Wisconsin, Inc.

**SCHEDULE Y**  
**PART 1A - DETAIL OF INSURANCE HOLDING COMPANY SYSTEM**

1	2	3	4	5	6	7	8	9	10	11	12	13	14	15	16
Group Code	Group Name	NAIC Company Code	ID Number	Federal RSSD	CIK	Name of Securities Exchange if Publicly Traded (U.S. or International)	Names of Parent, Subsidiaries Or Affiliates	Domiciliary Location	Relationship to Reporting Entity	Directly Controlled by (Name of Entity/Person)	Type of Control (Ownership, Board, Management, Attorney-in-Fact, Influence, Other)	If Control is Ownership Provide Percentage	Ultimate Controlling Entity(ies)/Person(s)	Is an SCA Filing Required? (Yes/No)	*
		00000	26-2389638				Childrens Surgery Center LLC	FL	NIA	SCA-Central Florida, LLC	Ownership	51.000	UnitedHealth Group Incorporated	NO	2
		00000	26-2389638				Childrens Surgery Center LLC	FL	NIA	SC Affiliates, LLC	Ownership	4.174	UnitedHealth Group Incorporated	NO	2
		00000	26-4651320				Christopher Stalberg, M.D., PLLC	AZ	NIA	Physician United PLLC	Ownership	100.000	UnitedHealth Group Incorporated	NO	1
		00000	27-1655973				Cielo House, Inc.	CA	NIA	Physician(s) Owned	Influence	0.000	UnitedHealth Group Incorporated	NO	1
		00000	62-1510209				Citrus Regional Surgery Center, L.P.	TN	NIA	SCA-Citrus, LLC	Ownership	63.998	UnitedHealth Group Incorporated	NO	1
		00000	27-0204579				Claims Management Systems, Inc.	FL	NIA	Solstice Benefits, Inc.	Ownership	100.000	UnitedHealth Group Incorporated	NO	
		00000	80-0278168				Clarksville Home Care Services, LLC	DE	NIA	AF-CH-HH, LLC	Ownership	100.000	UnitedHealth Group Incorporated	NO	
		00000	11-3729602				Clay County Hospital Home Care, LLC	AL	NIA	Alabama Health Care Group, LLC	Ownership	90.000	UnitedHealth Group Incorporated	NO	
		00000	27-1374374				Clear Health Strategies, LLC	FL	NIA	Cruise DE, Inc.	Ownership	100.000	UnitedHealth Group Incorporated	NO	
		00000	20-3742012				Cleburne Surgical Center, LLC	TX	NIA	Surgical Care Affiliates, LLC	Influence	0.000	UnitedHealth Group Incorporated	NO	
		00000	26-3388524				Cleveland Home Care Services, LLC	DE	NIA	AF-CH-HH, LLC	Ownership	100.000	UnitedHealth Group Incorporated	NO	
		00000	98-1459640				Clínica Alameda SpA	CHL	NIA	Saden S.A.	Ownership	0.200	UnitedHealth Group Incorporated	NO	
		00000	98-1459640				Clínica Alameda SpA	CHL	NIA	Vida Integra S.p.A.	Ownership	99.800	UnitedHealth Group Incorporated	NO	
		00000	98-1443171				Clínica Bio Bio SpA	CHL	NIA	Banmedica S.A.	Ownership	0.000	UnitedHealth Group Incorporated	NO	
		00000	98-1443171				Clínica Bio Bio SpA	CHL	NIA	Inversiones Clínicas Santa María SpA	Ownership	100.000	UnitedHealth Group Incorporated	NO	
		00000	98-1442191				Clínica Ciudad del Mar S.A.	CHL	NIA	Banmedica S.A.	Ownership	0.000	UnitedHealth Group Incorporated	NO	
		00000	98-1442191				Clínica Ciudad del Mar S.A.	CHL	NIA	Inversiones Clínicas Santa María SpA	Ownership	100.000	UnitedHealth Group Incorporated	NO	
		00000	98-1446132				Clínica Dávila y Servicios Médicos S.p.A.	CHL	NIA	Clínica Santa María S.p.A.	Ownership	0.002	UnitedHealth Group Incorporated	NO	
		00000	98-1446132				Clínica Dávila y Servicios Médicos S.p.A.	CHL	NIA	Banmedica S.A.	Ownership	99.998	UnitedHealth Group Incorporated	NO	
		00000	98-1462343				Clínica San Felipe S.A.	PER	NIA	Pacifico S.A. Entidad Prestadora de Salud	Ownership	94.063	UnitedHealth Group Incorporated	NO	
		00000	98-1455936				Clínica Sánchez Ferrer S.A.	PER	NIA	Pacifico S.A. Entidad Prestadora de Salud	Ownership	100.000	UnitedHealth Group Incorporated	NO	
		00000	98-1442754				Clínica Santa María S.p.A.	CHL	NIA	Banmedica S.A.	Ownership	99.510	UnitedHealth Group Incorporated	NO	
		00000	98-1442745				Clínica Vespucio S.A.	CHL	NIA	Banmedica S.A.	Ownership	0.000	UnitedHealth Group Incorporated	NO	
		00000	98-1442745				Clínica Vespucio S.A.	CHL	NIA	Inversiones Clínicas Santa María SpA	Ownership	100.000	UnitedHealth Group Incorporated	NO	
		00000	46-2879718				Clinical Partners of Colorado Springs, LLC	CO	NIA	OptumCare Colorado, LLC	Ownership	50.000	UnitedHealth Group Incorporated	NO	
		00000	45-4406745				Clinton Home Health & Hospice, LLC	OK	NIA	AFAM Holding Co IV, LLC	Ownership	100.000	UnitedHealth Group Incorporated	NO	
		00000	20-2236024				Clinton Partners, LLC	MI	NIA	HFHS-SCA Holdings, LLC	Ownership	54.264	UnitedHealth Group Incorporated	NO	2
		00000	26-2688869				CMC Home Health and Hospice, LLC	AR	NIA	Arkansas Health Care Group, LLC	Ownership	100.000	UnitedHealth Group Incorporated	NO	
		00000	27-1193028				Coalition for Advanced Pharmacy Services, Inc.	DE	NIA	OptumRx Home Delivery of Ohio, LLC	Ownership	0.116	UnitedHealth Group Incorporated	NO	
		00000	27-1193028				Coalition for Advanced Pharmacy Services, Inc.	DE	NIA	OptumRx Health Solutions, LLC	Ownership	93.266	UnitedHealth Group Incorporated	NO	
		00000	27-1193028				Coalition for Advanced Pharmacy Services, Inc.	DE	NIA	OptumRx PBM of Maryland, LLC	Ownership	5.341	UnitedHealth Group Incorporated	NO	
		00000	27-1193028				Coalition for Advanced Pharmacy Services, Inc.	DE	NIA	Optum Hospice Pharmacy Services, LLC	Ownership	1.277	UnitedHealth Group Incorporated	NO	
		00000	54-1565761				Coastal Counseling Center, Inc.	VA	NIA	Refresh Mental Health, Inc.	Ownership	100.000	UnitedHealth Group Incorporated	NO	
		00000	98-1444067				Cobranzas Banmedica SpA	CHL	NIA	Banmedica S.A.	Ownership	100.000	UnitedHealth Group Incorporated	NO	
		00000	98-1444067				Cobranzas Banmedica SpA	CHL	NIA	Saden S.A.	Ownership	0.000	UnitedHealth Group Incorporated	NO	
		00000	20-3056794				Cognitive-Behavioral Therapy Center of Western North Carolina, P.A.	NC	NIA	Physician(s) Owned	Influence	0.000	UnitedHealth Group Incorporated	NO	1
		00000	27-2337616				Collaborative Care Holdings, LLC	DE	NIA	OptumHealth Holdings, LLC	Ownership	100.000	UnitedHealth Group Incorporated	NO	
		00000	27-2337487				Collaborative Care Services, Inc.	DE	NIA	Collaborative Care Holdings, LLC	Ownership	100.000	UnitedHealth Group Incorporated	NO	
		00000	45-2614005				Collaborative Realty, LLC	NY	NIA	Collaborative Care Holdings, LLC	Ownership	100.000	UnitedHealth Group Incorporated	NO	
		00000	47-5615966				Collin County ASC, LP	TX	NIA	Cardiac Cath Lab of Collin County, LP	Ownership	100.000	UnitedHealth Group Incorporated	NO	2
		00000					Colmedica Medicina Prepagada S.A.	COL	NIA	Constructora Inmobiliaria Magapoq S.A.	Ownership	0.000	UnitedHealth Group Incorporated	NO	
		00000					Colmedica Medicina Prepagada S.A.	COL	NIA	Banmedica S.A.	Ownership	76.270	UnitedHealth Group Incorporated	NO	
		00000	02-0626080				Colonial Family Practice, L.L.C.	SC	NIA	Physician(s) Owned	Influence	0.000	UnitedHealth Group Incorporated	NO	1
		00000	83-1529015				Colonial Outpatient Surgery Center, LLC	FL	NIA	SCA-Colonial Partners, LLC	Ownership	51.000	UnitedHealth Group Incorporated	NO	
		00000	83-1529015				Colonial Outpatient Surgery Center, LLC	FL	NIA	SC Affiliates, LLC	Ownership	8.500	UnitedHealth Group Incorporated	NO	

STATEMENT AS OF JUNE 30, 2024 OF THE UnitedHealthcare of Wisconsin, Inc.

**SCHEDULE Y**  
**PART 1A - DETAIL OF INSURANCE HOLDING COMPANY SYSTEM**

1	2	3	4	5	6	7	8	9	10	11	12	13	14	15	16
Group Code	Group Name	NAIC Company Code	ID Number	Federal RSSD	CIK	Name of Securities Exchange if Publicly Traded (U.S. or International)	Names of Parent, Subsidiaries Or Affiliates	Domi-ciliary Location	Relation-ship to Reporting Entity	Directly Controlled by (Name of Entity/Person)	Type of Control (Ownership, Board, Management, Attorney-in-Fact, Influence, Other)	If Control is Ownership Provide Percentage	Ultimate Controlling Entity(ies)/Person(s)	Is an SCA Filing Re-quired? (Yes/No)	*
		00000	61-1870845				Colonial Practice Management, LLC	DE	NIA	Collaborative Care Holdings, LLC	Ownership	100.000	UnitedHealth Group Incorporated	NO	
		00000	47-4049624				Colorado Clinical Partners, LLC	CO	NIA	Imperium Health Management, LLC	Ownership	100.000	UnitedHealth Group Incorporated	NO	
		00000	38-3934017				Colorado Health Care Group, LLC	CO	NIA	LHC Group, Inc.	Ownership	100.000	UnitedHealth Group Incorporated	NO	
		00000	36-4855703				Colorado In-Home Healthcare Partnership-I, LLC	CO	NIA	Colorado Health Care Group, LLC	Ownership	100.000	UnitedHealth Group Incorporated	NO	
		00000	61-1813323				Colorado In-Home Partner-I, LLC	CO	NIA	Colorado In-Home Healthcare Partnership-I, LLC	Ownership	100.000	UnitedHealth Group Incorporated	NO	
		00000	37-1636677				Colorado Innovative Physician Solutions, Inc.	CO	NIA	OptumCare Colorado, LLC	Ownership	100.000	UnitedHealth Group Incorporated	NO	
		00000	84-1160450				Colorado Springs Surgery Center, Ltd.	CO	NIA	SCA-Colorado Springs, LLC	Ownership	95.000	UnitedHealth Group Incorporated	NO	
		00000	52-2052733				Columbia Counseling Center P.A.	MD	NIA	Physician(s) Owned	Influence	0.000	UnitedHealth Group Incorporated	NO	1
		00000	11-3647007				Comfort Care Transportation, LLC	TX	NIA	WellMed Medical Management, Inc.	Ownership	100.000	UnitedHealth Group Incorporated	NO	
		00000	20-0896023				Community Hospice, LLC	MS	NIA	Halcyon Healthcare, LLC	Ownership	100.000	UnitedHealth Group Incorporated	NO	
		00000	20-4591877				Compassionate Healthcare Management Group, Inc.	GA	NIA	Compassionate Hospice of Georgia, Inc.	Ownership	100.000	UnitedHealth Group Incorporated	NO	
		00000	45-3245661				Compassionate Hospice of Georgia, Inc.	DE	NIA	Halcyon Healthcare, LLC	Ownership	100.000	UnitedHealth Group Incorporated	NO	
		00000	27-3853987				Comprehensive Purchasing Alliance, LLC	TN	NIA	PPS Holdings, Inc.	Ownership	100.000	UnitedHealth Group Incorporated	NO	
		00000	32-0551188				Connect Medical, P.C.	NY	NIA	Physician(s) Owned	Influence	0.000	UnitedHealth Group Incorporated	NO	1
		00000	06-1254084				Connecticut Health Care Group Holdings, LLC	CT	NIA	LHC Group, Inc.	Ownership	100.000	UnitedHealth Group Incorporated	NO	
		00000	06-1592173				Connecticut Home Health Care, Incorporated	CT	NIA	Bracor, Inc.	Ownership	100.000	UnitedHealth Group Incorporated	NO	
		00000	06-1592173				Connecticut Surgery Center, Limited Partnership	CT	NIA	Surgical Care Affiliates, LLC	Ownership	1.637	UnitedHealth Group Incorporated	NO	
		00000	06-1592173				Connecticut Surgery Center, Limited Partnership	CT	NIA	Connecticut Surgical Center, LLC	Ownership	51.000	UnitedHealth Group Incorporated	NO	
		00000	26-1313646				Connecticut Surgery Properties, LLC	DE	NIA	SC Affiliates, LLC	Ownership	100.000	UnitedHealth Group Incorporated	NO	
		00000	06-1156342				Connecticut Surgical Center, LLC	DE	NIA	Surgical Care Affiliates, LLC	Ownership	56.862	UnitedHealth Group Incorporated	NO	
		00000	46-0891463				ConnectYourCare, Inc.	DE	NIA	Optum Financial, Inc.	Ownership	100.000	UnitedHealth Group Incorporated	NO	
		00000	26-1274092				ConnectYourCare, LLC	MD	NIA	ConnectYourCare, Inc.	Ownership	100.000	UnitedHealth Group Incorporated	NO	
		00000	47-1450737				Conroe ASC, LP	DE	NIA	Cardiac Cath Lab of Conroe, LP	Ownership	100.000	UnitedHealth Group Incorporated	NO	
		00000	98-1448720				Constructora Inmobiliaria Magapoq S.A.	CHL	NIA	Inmobiliaria Apoquindo 3600 Ltda.	Ownership	0.100	UnitedHealth Group Incorporated	NO	
		00000	98-1448720				Constructora Inmobiliaria Magapoq S.A.	CHL	NIA	Banmedica S.A.	Ownership	99.900	UnitedHealth Group Incorporated	NO	
		00000	20-0231080				Consumer Wellness Solutions, LLC	DE	NIA	RVO Health, LLC	Ownership	100.000	UnitedHealth Group Incorporated	NO	
		00000	27-0533277				Coosa Valley HomeCare, LLC	AL	NIA	Alabama Health Care Group, LLC	Ownership	75.000	UnitedHealth Group Incorporated	NO	
		00000	45-4845966				Cornerstone Palliative and Hospice LLC	MS	NIA	Halcyon Healthcare, LLC	Ownership	67.000	UnitedHealth Group Incorporated	NO	
		00000	87-1134519				Cornerstone Surgery Center, LLC	FL	NIA	SC Affiliates, LLC	Ownership	100.000	UnitedHealth Group Incorporated	NO	
		00000	20-2595593				Corpus Christi Endoscopy Center, L.L.P.	TX	NIA	SCA Pacific Holdings, Inc.	Ownership	18.500	UnitedHealth Group Incorporated	NO	2
		00000					Country Scan S.A.S.	COL	NIA	Patrimonio Autónomo Nueva Clínica	Ownership	100.000	UnitedHealth Group Incorporated	NO	
		00000	45-4845621				Covenant Palliative and Hospice, LLC	MS	NIA	Halcyon Healthcare, LLC	Ownership	100.000	UnitedHealth Group Incorporated	NO	
		00000	46-1221595				CPS Group Holdings, Inc.	DE	NIA	Delta Parent, Inc.	Ownership	100.000	UnitedHealth Group Incorporated	NO	
		00000	46-1230593				CPS Intermediate Holdings, Inc.	DE	NIA	CPS Group Holdings, Inc.	Ownership	100.000	UnitedHealth Group Incorporated	NO	
		00000	66-0602419				CPS Puerto Rico, Inc.	PR	NIA	PPS Holdings, Inc.	Ownership	100.000	UnitedHealth Group Incorporated	NO	
		00000	46-3713390				CPS Rehabilitation Services, LLC	OH	NIA	CPS Solutions, LLC	Ownership	100.000	UnitedHealth Group Incorporated	NO	
		00000	95-3810548				CPS Solutions, LLC	DE	NIA	PPS Holdings, Inc.	Ownership	100.000	UnitedHealth Group Incorporated	NO	
		00000	90-0604702				CPS Supply Chain Solutions, LLC	OH	NIA	CPS Solutions, LLC	Ownership	100.000	UnitedHealth Group Incorporated	NO	
		00000	27-0376807				CPS Telepharmacy, Inc.	TN	NIA	PPS Holdings, Inc.	Ownership	100.000	UnitedHealth Group Incorporated	NO	
		00000	75-2862780				Cross Timbers Surgery Center, LLC	TX	NIA	Surgical Care Affiliates, LLC	Influence	0.000	UnitedHealth Group Incorporated	NO	
		00000	26-3376835				Crossroads Home Care Services, LLC	DE	NIA	AFAM Holding Co, LLC	Ownership	99.000	UnitedHealth Group Incorporated	NO	
		00000	26-3376835				Crossroads Home Care Services, LLC	DE	NIA	Illinois Home Care Holdings, LLC	Ownership	1.000	UnitedHealth Group Incorporated	NO	
		00000	92-2036777				Cruise DE, Inc.	DE	NIA	United HealthCare Services, Inc.	Ownership	88.000	UnitedHealth Group Incorporated	NO	
		00000	92-2036777				Cruise DE, Inc.	DE	NIA	AHP OHS Holdings LLC	Ownership	12.000	UnitedHealth Group Incorporated	NO	

STATEMENT AS OF JUNE 30, 2024 OF THE UnitedHealthcare of Wisconsin, Inc.

**SCHEDULE Y**  
**PART 1A - DETAIL OF INSURANCE HOLDING COMPANY SYSTEM**

1	2	3	4	5	6	7	8	9	10	11	12	13	14	15	16
Group Code	Group Name	NAIC Company Code	ID Number	Federal RSSD	CIK	Name of Securities Exchange if Publicly Traded (U.S. or International)	Names of Parent, Subsidiaries Or Affiliates	Domiciliary Location	Relationship to Reporting Entity	Directly Controlled by (Name of Entity/Person)	Type of Control (Ownership, Board, Management, Attorney-in-Fact, Influence, Other)	If Control is Ownership Provide Percentage	Ultimate Controlling Entity(ies)/Person(s)	Is an SCA Filing Required? (Yes/No)	*
		00000	45-2821606				Crystal Run Healthcare ACO, LLC	..NY.....	..NIA.....	Collaborative Care Holdings, LLC	Ownership.....	100.000	UnitedHealth Group Incorporated	..NO.....	
		00000	13-3843560				Crystal Run Healthcare Physicians LLP	..NY.....	..NIA.....	Physician(s) Owned	Influence.....	0.000	UnitedHealth Group Incorporated	..NO.....	1
		00000	46-0892530				Crystal Run Transformation Services, LLC	..NY.....	..NIA.....	Collaborative Care Holdings, LLC	Ownership.....	100.000	UnitedHealth Group Incorporated	..NO.....	
		00000	92-1942482				CTVSA Holdings, LLC	..DE.....	..NIA.....	OptumCare Specialty Practices, LLC	Ownership.....	87.780	UnitedHealth Group Incorporated	..NO.....	
		00000	83-1352538				CTVSA Management, LLC	..DE.....	..NIA.....	CTVSA Holdings, LLC	Ownership.....	100.000	UnitedHealth Group Incorporated	..NO.....	
		00000	26-0080565				Cypress Care, Inc.	..DE.....	..NIA.....	Healthcare Solutions, Inc.	Ownership.....	100.000	UnitedHealth Group Incorporated	..NO.....	
		00000	82-3468320				Dallas ASC, LLC	..DE.....	..NIA.....	Cardiac Cath Lab of Dallas, LP	Ownership.....	100.000	UnitedHealth Group Incorporated	..NO.....	2
		00000	34-2013785				Dallas County Medical Center HomeCare, L.L.C.								
		00000	63-1263704				Danbury Surgical Center, L.P.	..GA.....	..NIA.....	Arkansas Health Care Group, LLC	Ownership.....	100.000	UnitedHealth Group Incorporated	..NO.....	
		00000	63-1230900				Database Solutions II, LLC	..DE.....	..NIA.....	SCA Danbury Surgical Center, LLC	Ownership.....	32.647	UnitedHealth Group Incorporated	..NO.....	2
		00000	41-1879063				David C. Anderholm, M.D., P.A.	..MN.....	..NIA.....	AccuReg Holdings, LLC	Ownership.....	100.000	UnitedHealth Group Incorporated	..NO.....	
		00000	81-5101448				David Moen, M.D. P.C.	..NY.....	..NIA.....	Physician(s) Owned	Influence.....	0.000	UnitedHealth Group Incorporated	..NO.....	1
		00000	45-2380022				David R. Ferrell, M.D., P.C.	..NV.....	..NIA.....	Physician(s) Owned	Influence.....	0.000	UnitedHealth Group Incorporated	..NO.....	1
		00000	11-2811353				Day-OP Center Of Long Island Inc.	..NY.....	..NIA.....	Physician(s) Owned	Influence.....	0.000	UnitedHealth Group Incorporated	..NO.....	1
		00000	75-2790863				Day-Op Surgery Consulting Company, LLC	..DE.....	..NIA.....	ProHEALTH Medical Management, LLC	Ownership.....	100.000	UnitedHealth Group Incorporated	..NO.....	
		00000	83-1396214				Daybreak Real Estate, LLC	..TN.....	..NIA.....	Refresh Mental Health, Inc.	Ownership.....	100.000	UnitedHealth Group Incorporated	..NO.....	
		00000	52-1811176				DBP Services of New York IPA, Inc.	..NY.....	..NIA.....	Dental Benefit Providers, Inc.	Ownership.....	100.000	UnitedHealth Group Incorporated	..NO.....	
		00000	47-3322541				DBT and EMDR Specialists, P.A.	..MN.....	..NIA.....	Physician(s) Owned	Influence.....	0.000	UnitedHealth Group Incorporated	..NO.....	1
		00000	92-1741749				Delaware Health Care Group, LLC	..DE.....	..NIA.....	LHC Group, Inc.	Ownership.....	100.000	UnitedHealth Group Incorporated	..NO.....	
		00000	51-0401940				Delaware Surgery Center, LLC	..DE.....	..NIA.....	Virtua-SCA Holdings II, LLC	Ownership.....	57.570	UnitedHealth Group Incorporated	..NO.....	
		00000	87-3790890				Delta Intermediate Holdings, Inc.	..DE.....	..NIA.....	OptumRx Holdings, LLC	Ownership.....	100.000	UnitedHealth Group Incorporated	..NO.....	
		00000	83-3378592				Delta Parent, Inc.	..DE.....	..NIA.....	Delta Intermediate Holdings, Inc.	Ownership.....	100.000	UnitedHealth Group Incorporated	..NO.....	
		00000	26-3376957				Deming Home Care Services, LLC	..DE.....	..NIA.....	AF-CH-HH, LLC	Ownership.....	100.000	UnitedHealth Group Incorporated	..NO.....	
		00000	52-1452809				Dental Benefit Providers of California, Inc.	..CA.....	..IA.....	Dental Benefit Providers, Inc.	Ownership.....	100.000	UnitedHealth Group Incorporated	..NO.....	
		00000	41-2014834				Dental Benefit Providers, Inc.	..DE.....	..NIA.....	United HealthCare Services, Inc.	Ownership.....	100.000	UnitedHealth Group Incorporated	..NO.....	
		00000	47-0926556				Denton Endoscopy Surgery Center, LLC	..TX.....	..NIA.....	Surgical Care Affiliates, LLC	Influence.....	0.000	UnitedHealth Group Incorporated	..NO.....	
		00000	82-1436601				Denton Surgery Center, LLC	..TX.....	..NIA.....	Surgical Care Affiliates, LLC	Influence.....	0.000	UnitedHealth Group Incorporated	..NO.....	
		00000	98-1460401				Derry Surgical Center, LLC	..NH.....	..NIA.....	SCA-Derry, LLC	Ownership.....	52.000	UnitedHealth Group Incorporated	..NO.....	
		00000	98-1460347				Diagnóstico Ecotomográfico Centromed Ltda.	..CHL.....	..NIA.....	Administradora Médica Centromed S.A.	Ownership.....	50.000	UnitedHealth Group Incorporated	..NO.....	
		00000	33-0292435				Diasnóstico por Imágenes Centromed Ltda.	..CHL.....	..NIA.....	Administradora Médica Centromed S.A.	Ownership.....	93.340	UnitedHealth Group Incorporated	..NO.....	
		00000	27-4022876				Digestive Disease Center, L.P.	..CA.....	..NIA.....	Centromed Quilpué S.A.	Ownership.....	6.660	UnitedHealth Group Incorporated	..NO.....	
		00000	38-2063100				Digestive Disease Center, L.P.	..CA.....	..NIA.....	Monarch HealthCare, A Medical Group, Inc.	Ownership.....	5.000	UnitedHealth Group Incorporated	..NO.....	2
		00000	27-4022876				Diplomat Blocker, LLC	..DE.....	..NIA.....	Beach Surgical Holdings LLC	Ownership.....	60.951	UnitedHealth Group Incorporated	..NO.....	2
		00000	45-3329728				Diplomat Pharmacy, Inc.	..MI.....	..NIA.....	Diplomat Pharmacy, Inc.	Ownership.....	100.000	UnitedHealth Group Incorporated	..NO.....	
		00000	30-0238641				Discovery Counseling & Consulting, LLC	..VA.....	..NIA.....	OptumRx Holdings, LLC	Ownership.....	100.000	UnitedHealth Group Incorporated	..NO.....	
		00000	47-2415159				Distance Learning Network, Inc.	..DE.....	..NIA.....	Refresh Mental Health, Inc.	Ownership.....	100.000	UnitedHealth Group Incorporated	..NO.....	
		00000	20-0419099				divvyMED, LLC	..DE.....	..NIA.....	OptumHealth Holdings, LLC	Ownership.....	100.000	UnitedHealth Group Incorporated	..NO.....	
		00000	84-4477557				Doc Martins, PLLC	..AZ.....	..NIA.....	Penzo Enterprises, LLC	Ownership.....	100.000	UnitedHealth Group Incorporated	..NO.....	
		00000	26-4753954				DocASAP US, LLC	..DE.....	..NIA.....	Physician United PLLC	Ownership.....	100.000	UnitedHealth Group Incorporated	..NO.....	1
		00000	82-5264853				DocASAP, Inc.	..DE.....	..NIA.....	DocASAP, Inc.	Ownership.....	100.000	UnitedHealth Group Incorporated	..NO.....	
		00000	27-2176462				Doctor + S.A.C.	..PER.....	..NIA.....	OptumInsight, Inc.	Ownership.....	100.000	UnitedHealth Group Incorporated	..NO.....	
		00000	27-2499399				Dovetail Digital Limited	..GBR.....	..NIA.....	Pacifico S.A. Entidad Prestadora de Salud	Ownership.....	100.000	UnitedHealth Group Incorporated	..NO.....	
		00000	82-5181311				Dry Creek Surgery Center, LLC	..CO.....	..NIA.....	EMIS Group Limited	Ownership.....	100.000	UnitedHealth Group Incorporated	..NO.....	
		00000	27-2176462				DSP Flint Real Estate, LLC	..MI.....	..NIA.....	SCA-Dry Creek, LLC	Ownership.....	69.768	UnitedHealth Group Incorporated	..NO.....	
		00000	27-2499399				DSP-Building C, LLC	..MI.....	..NIA.....	Diplomat Pharmacy, Inc.	Ownership.....	100.000	UnitedHealth Group Incorporated	..NO.....	
		00000	82-5181311				DTC Surgery Center, LLC	..CO.....	..NIA.....	Diplomat Pharmacy, Inc.	Ownership.....	100.000	UnitedHealth Group Incorporated	..NO.....	
		00000	82-5181311				DTC Surgery Center, LLC	..CO.....	..NIA.....	SCA-Denver Physicians Holdings, LLC	Ownership.....	100.000	UnitedHealth Group Incorporated	..NO.....	

STATEMENT AS OF JUNE 30, 2024 OF THE UnitedHealthcare of Wisconsin, Inc.

**SCHEDULE Y**  
**PART 1A - DETAIL OF INSURANCE HOLDING COMPANY SYSTEM**

1	2	3	4	5	6	7	8	9	10	11	12	13	14	15	16
Group Code	Group Name	NAIC Company Code	ID Number	Federal RSSD	CIK	Name of Securities Exchange if Publicly Traded (U.S. or International)	Names of Parent, Subsidiaries Or Affiliates	Domiciliary Location	Relationship to Reporting Entity	Directly Controlled by (Name of Entity/Person)	Type of Control (Ownership, Board, Management, Attorney-in-Fact, Influence, Other)	If Control is Ownership Provide Percentage	Ultimate Controlling Entity(ies)/Person(s)	Is an SCA Filing Required? (Yes/No)	*
		00000	27-2103713				Dublin Surgery Center, LLC	OH	NIA	SCA-Dublin, LLC	Ownership	10.000	UnitedHealth Group Incorporated	NO	2
		00000	82-0668583				Duluth Surgical Suites, LLC	MN	NIA	SCA Duluth Holdings, LLC	Ownership	42.697	UnitedHealth Group Incorporated	NO	2
		00000	04-3106404				Durable Medical Equipment, Inc.	MA	NIA	Reliant Medical Group, Inc.	Ownership	100.000	UnitedHealth Group Incorporated	NO	1
		00000	59-3625966				DWIC of Tampa Bay, Inc.	FL	NIA	MedExpress Development, LLC	Ownership	100.000	UnitedHealth Group Incorporated	NO	
		00000	59-3705426				E Street Endoscopy, LLC	FL	NIA	West Coast Endoscopy Holdings, LLC	Ownership	51.000	UnitedHealth Group Incorporated	NO	
		00000	95-4660712				Ear Professionals International Corporation	DE	NIA	Specialty Benefits, LLC	Ownership	100.000	UnitedHealth Group Incorporated	NO	
		00000	26-4812422				East Alabama Medical Center HomeCare, LLC	AL	NIA	Alabama Health Care Group, LLC	Ownership	75.000	UnitedHealth Group Incorporated	NO	
		00000	47-2142765				East Arkansas Health Holdings, LLC	AR	NIA	Arkansas Health Care Group, LLC	Ownership	100.000	UnitedHealth Group Incorporated	NO	
		00000	02-0593133				East Brunswick Surgery Center, LLC	NJ	NIA	Endoscopy Center Affiliates, Inc.	Ownership	27.000	UnitedHealth Group Incorporated	NO	
		00000	02-0593133				East Brunswick Surgery Center, LLC	NJ	NIA	ASC Holdings of New Jersey, LLC	Ownership	51.000	UnitedHealth Group Incorporated	NO	
		00000	82-1945127				East Fort Lauderdale ASC, LLC	DE	NIA	Cardiac Cath Lab of East Fort Lauderdale, LLC	Ownership	100.000	UnitedHealth Group Incorporated	NO	2
		00000	26-3006590				East Side Endoscopy, L.L.C.	NY	NIA	Physician(s) Owned	Influence	0.000	UnitedHealth Group Incorporated	NO	1
		00000					East Valley Phoenix ASC, LLC	DE	NIA	NOP East Valley Phoenix ASC, LLC	Ownership	100.000	UnitedHealth Group Incorporated	NO	
		00000	85-2462743				Eastern Georgia Partnership, LLC	GA	NIA	Georgia Health Care Group, L.L.C.	Ownership	75.000	UnitedHealth Group Incorporated	NO	
		00000	46-1730656				ECBC General Partner, LLC	PA	NIA	Virtua-SCA Holdings II, LLC	Ownership	51.000	UnitedHealth Group Incorporated	NO	
		00000	71-0923682				eCode Solutions, LLC	DE	NIA	Surgical Care Affiliates, LLC	Ownership	100.000	UnitedHealth Group Incorporated	NO	
		00000	61-0981240				Edelson and Associates, Inc.	KY	NIA	Refresh Kentucky, LLC	Ownership	100.000	UnitedHealth Group Incorporated	NO	
		00000	72-1133426				Egan Health Care Corporation	LA	NIA	Southeast Louisiana HomeCare, L.L.C.	Ownership	100.000	UnitedHealth Group Incorporated	NO	
		00000	72-1437928				Egan Healthcare of Northshore, Inc.	LA	NIA	Southeast Louisiana HomeCare, L.L.C.	Ownership	100.000	UnitedHealth Group Incorporated	NO	
		00000	72-1430044				Egan Healthcare of Plaquemines, Inc.	LA	NIA	Southeast Louisiana HomeCare, L.L.C.	Ownership	100.000	UnitedHealth Group Incorporated	NO	
		00000	26-1101454				Egan Hospice Services of the Northshore, LLC	LA	NIA	Southeast Louisiana HomeCare, L.L.C.	Ownership	100.000	UnitedHealth Group Incorporated	NO	
		00000					Egton Limited	GBR	NIA	EMIS Group Limited	Ownership	100.000	UnitedHealth Group Incorporated	NO	
		00000					Egton Medical Information Systems Limited	GBR	NIA	EMIS Group Limited	Ownership	100.000	UnitedHealth Group Incorporated	NO	
		00000	92-1656532				EH-SCA Holdings, LLC	DE	NIA	SCA Englewood Health Holdings, LLC	Ownership	29.412	UnitedHealth Group Incorporated	NO	2
		00000	26-4626302				EI Dorado Home Care Services, LLC	DE	NIA	AFAM Holding Co V, LLC	Ownership	100.000	UnitedHealth Group Incorporated	NO	
		00000	84-1162764				Electronic Network Systems, Inc.	DE	NIA	Optum360 Solutions, LLC	Ownership	100.000	UnitedHealth Group Incorporated	NO	
		00000	47-3861802				Elite Focus Clinic, Inc., a Professional Corporation	CA	NIA	Physician(s) Owned	Influence	0.000	UnitedHealth Group Incorporated	NO	1
		00000	82-2363578				Elite Physical Therapy Services, LLC	AR	NIA	LHC Group, Inc.	Ownership	100.000	UnitedHealth Group Incorporated	NO	
		00000	62-1204869				Elk Valley Health Services, LLC	TN	NIA	Elk Valley Professional Affiliates, Inc.	Ownership	100.000	UnitedHealth Group Incorporated	NO	
		00000	62-1193854				Elk Valley Home Health Care Agency, LLC	TN	NIA	Elk Valley Professional Affiliates, Inc.	Ownership	100.000	UnitedHealth Group Incorporated	NO	
		00000	62-1193858				Elk Valley Professional Affiliates, Inc.	TN	NIA	Tennessee Health Care Group, LLC	Ownership	100.000	UnitedHealth Group Incorporated	NO	
		00000					EM Orange Tree LLC	CA	NIA	EPIC Management Services, LLC	Ownership	100.000	UnitedHealth Group Incorporated	NO	
		00000	62-1502718				Emerald Coast Surgery Center, L.P.	FL	NIA	SVHS-SCA Emerald Coast JV, LLC	Ownership	65.220	UnitedHealth Group Incorporated	NO	
		00000					EMIS Care Limited	GBR	NIA	EMIS Group Limited	Ownership	100.000	UnitedHealth Group Incorporated	NO	
		00000					EMIS Group Limited	GBR	NIA	Bordeaux UK Holdings II Limited	Ownership	100.000	UnitedHealth Group Incorporated	NO	
		00000					EMIS Health Community Pharmacy Limited	GBR	NIA	EMIS Group Limited	Ownership	100.000	UnitedHealth Group Incorporated	NO	
		00000					EMIS Health India Private Limited	IND	NIA	EMIS Group Limited	Ownership	90.000	UnitedHealth Group Incorporated	NO	
		00000					EMIS Health India Private Limited	IND	NIA	Egton Medical Information Systems Limited	Ownership	10.000	UnitedHealth Group Incorporated	NO	
		00000					EMIS Health Limited	GBR	NIA	EMIS Group Limited	Ownership	100.000	UnitedHealth Group Incorporated	NO	
		00000					EMIS Health Primary Care Limited	GBR	NIA	EMIS Group Limited	Ownership	100.000	UnitedHealth Group Incorporated	NO	
		00000					EMIS Health Secondary Care Limited	GBR	NIA	EMIS Group Limited	Ownership	100.000	UnitedHealth Group Incorporated	NO	
		00000					EMIS Health Specialist Care Limited	GBR	NIA	EMIS Group Limited	Ownership	100.000	UnitedHealth Group Incorporated	NO	
		00000	87-1240516				Emisar Pharma Services LLC	DE	NIA	Optum Pharma Services Holdings, Inc.	Ownership	99.502	UnitedHealth Group Incorporated	NO	
		00000	33-0181426				Empire Physicians' Medical Group, Inc.	CA	NIA	Physician(s) Owned	Influence	0.000	UnitedHealth Group Incorporated	NO	1
		00000	26-3388740				Emporia Home Care Services, LLC	DE	NIA	AFAM Holding Co II, LLC	Ownership	100.000	UnitedHealth Group Incorporated	NO	
		00000					Empremédica S. A.	PER	NIA	Banmédica S.A.	Ownership	100.000	UnitedHealth Group Incorporated	NO	

STATEMENT AS OF JUNE 30, 2024 OF THE UnitedHealthcare of Wisconsin, Inc.

**SCHEDULE Y**  
**PART 1A - DETAIL OF INSURANCE HOLDING COMPANY SYSTEM**

1	2	3	4	5	6	7	8	9	10	11	12	13	14	15	16
Group Code	Group Name	NAIC Company Code	ID Number	Federal RSSD	CIK	Name of Securities Exchange if Publicly Traded (U.S. or International)	Names of Parent, Subsidiaries Or Affiliates	Domiciliary Location	Relationship to Reporting Entity	Directly Controlled by (Name of Entity/Person)	Type of Control (Ownership, Board, Management, Attorney-in-Fact, Influence, Other)	If Control is Ownership Provide Percentage	Ultimate Controlling Entity(ies)/Person(s)	Is an SCA Filing Required? (Yes/No)	*
		00000					Empremédica S. A.	PER	NIA	Banmedica Internacional SpA	Ownership	0.000	UnitedHealth Group Incorporated	NO	
		00000	81-3075241				Endo Parent, Inc.	DE	NIA	Surgical Care Affiliates, LLC	Ownership	100.000	UnitedHealth Group Incorporated	NO	
		00000	77-0317478				Endoscopy Center Affiliates, Inc.	DE	NIA	National Surgery Centers, LLC	Ownership	100.000	UnitedHealth Group Incorporated	NO	
		00000	84-1693856				Endoscopy Center of Bucks County, LP	PA	NIA	ECBC General Partner, LLC	Ownership	12.000	UnitedHealth Group Incorporated	NO	
		00000	84-1693856				Endoscopy Center of Bucks County, LP	PA	NIA	Virtua-SCA Holdings II, LLC	Ownership	44.880	UnitedHealth Group Incorporated	NO	
		00000	36-4427974				Endoscopy Center of Western New York, L.L.C.	NY	NIA	Physician(s) Owned	Influence	0.000	UnitedHealth Group Incorporated	NO	1
		00000	92-1621245				Englewood Cliffs Surgery Center, LLC	NJ	NIA	EH-SCA Holdings, LLC	Ownership	66.500	UnitedHealth Group Incorporated	NO	
0707	UnitedHealth Group Incorporated	89087	75-1617708				Enterprise Life Insurance Company	TX	IA	Freedom Life Insurance Company of America	Ownership	100.000	UnitedHealth Group Incorporated	NO	
		00000					EP Campus I, LLC	DE	NIA	UnitedHealthcare Insurance Company	Ownership	100.000	UnitedHealth Group Incorporated	NO	
		00000	27-2767291				EPIC Health Plan	CA	NIA	EPIC Management Services, LLC	Ownership	100.000	UnitedHealth Group Incorporated	NO	
		00000	33-0654147				EPIC Management Services, LLC	DE	NIA	Collaborative Care Holdings, LLC	Ownership	100.000	UnitedHealth Group Incorporated	NO	
		00000	20-4761361				Episource LLC	CA	NIA	OptumInsight, Inc.	Ownership	100.000	UnitedHealth Group Incorporated	NO	
		00000	81-0732646				Equian Parent Corp.	DE	NIA	OptumInsight, Inc.	Ownership	100.000	UnitedHealth Group Incorporated	NO	
		00000	27-0083277				Equian, LLC	IN	NIA	Equian Parent Corp.	Ownership	100.000	UnitedHealth Group Incorporated	NO	
		00000	81-4973066				eRx Network Holdings, Inc.	DE	NIA	Change Healthcare Solutions, LLC	Ownership	100.000	UnitedHealth Group Incorporated	NO	
		00000	37-1838630				eRx Network, LLC	DE	NIA	eRx Network Holdings, Inc.	Ownership	100.000	UnitedHealth Group Incorporated	NO	
		00000	83-2740282				Eugene Center for Anxiety and Stress, LLC	OR	NIA	Physician(s) Owned	Influence	0.000	UnitedHealth Group Incorporated	NO	1
		00000	90-0624377				Eugene Therapy, LLC	OR	NIA	Physician(s) Owned	Influence	0.000	UnitedHealth Group Incorporated	NO	1
		00000	72-1587844				Eureka Springs Hospital HomeCare, LLC	AR	NIA	Arkansas Health Care Group, LLC	Ownership	100.000	UnitedHealth Group Incorporated	NO	
		00000	72-1587845				Eureka Springs Hospital Hospice, LLC	AR	NIA	Arkansas Health Care Group, LLC	Ownership	100.000	UnitedHealth Group Incorporated	NO	
		00000	81-1070402				Everett MSO, Inc.	WA	NIA	OptumCare Holdings, LLC	Ownership	100.000	UnitedHealth Group Incorporated	NO	
		00000	81-1625636				Everett Physicians, Inc. P.S.	WA	NIA	Physician(s) Owned	Influence	0.000	UnitedHealth Group Incorporated	NO	1
		00000	61-1752488				Evolve, LLC	WI	NIA	Refresh Evolve, LLC	Ownership	100.000	UnitedHealth Group Incorporated	NO	1
		00000	77-0560460				Excel MSO, LLC	CA	NIA	OptumCare Management, LLC	Ownership	100.000	UnitedHealth Group Incorporated	NO	
		00000	20-0087132				Excelsior Insurance Brokerage, Inc.	DE	NIA	HealthMarkets Insurance Agency, Inc.	Ownership	100.000	UnitedHealth Group Incorporated	NO	
		00000	11-3669765				Executive Health Resources, Inc.	PA	NIA	Optum360 Solutions, LLC	Ownership	100.000	UnitedHealth Group Incorporated	NO	
							UnitedHealthcare Global Medical (UK)								
		00000	98-1259260				Exploration for Mine Clearance LLC	IRQ	NIA	Limited	Ownership	100.000	UnitedHealth Group Incorporated	NO	
		00000	46-3765364				Fairhaven Holdings, LLC	TN	NIA	Refresh Mental Health, Inc.	Ownership	100.000	UnitedHealth Group Incorporated	NO	
		00000	83-0693501				Fairhaven Real Estate, LLC	TN	NIA	Refresh Mental Health, Inc.	Ownership	100.000	UnitedHealth Group Incorporated	NO	
							Family Counseling Associates of Salem Andover LLC	NH	NIA	Physician(s) Owned	Influence	0.000	UnitedHealth Group Incorporated	NO	1
		00000	88-0223385				Family Health Care Services	NV	NIA	Sierra Health Services, Inc.	Ownership	100.000	UnitedHealth Group Incorporated	NO	
		00000	88-0257036				Family Home Hospice, Inc.	NV	NIA	Sierra Health Services, Inc.	Ownership	100.000	UnitedHealth Group Incorporated	NO	
		00000	26-3598263				Fayette Medical Center HomeCare, LLC	AL	NIA	Alabama Health Care Group, LLC	Ownership	67.000	UnitedHealth Group Incorporated	NO	
		00000	82-2392933				Feliciana Physical Therapy Services, LLC	LA	NIA	LHC Group, Inc.	Ownership	100.000	UnitedHealth Group Incorporated	NO	
		00000	87-4007730				Ferrell Physician Services, P.C.	NY	NIA	Physician(s) Owned	Influence	0.000	UnitedHealth Group Incorporated	NO	1
		00000	82-2929226				First Coast Orthopedic Center, LLC	FL	NIA	ASV-HOPCo-SCA Florida, LLC	Ownership	54.328	UnitedHealth Group Incorporated	NO	2
		00000	85-2966587				First Family Insurance, LLC	DE	NIA	Golden Rule Financial Corporation	Ownership	100.000	UnitedHealth Group Incorporated	NO	
		00000	47-2066485				First Hill Surgery Center, LLC	WA	NIA	The Polyclinic, PLLC	Ownership	55.000	UnitedHealth Group Incorporated	NO	
		00000	23-2849332				First Risk Advisors, Inc.	PA	NIA	UHC Holdings, Inc.	Ownership	100.000	UnitedHealth Group Incorporated	NO	
		00000	51-0484581				First Step Services, PLLC	NC	NIA	Physician(s) Owned	Influence	0.000	UnitedHealth Group Incorporated	NO	1
		00000	92-0459013				Five Rivers South L.L.C.	IN	NIA	CARE Clinics LLC	Ownership	99.999	UnitedHealth Group Incorporated	NO	1
		00000	86-0959327				Flagstaff Family Physicians, PLLC	AZ	NIA	Physician United PLLC	Ownership	100.000	UnitedHealth Group Incorporated	NO	1
		00000	26-3376655				Florence Home Care Services, LLC	DE	NIA	AFAM Holding Co, LLC	Ownership	100.000	UnitedHealth Group Incorporated	NO	
		00000	62-1551098				Florence Surgery Center, L.P.	TN	NIA	SCA-Florence, LLC	Ownership	15.000	UnitedHealth Group Incorporated	NO	2
		00000	57-0876491				Florence Visiting Nurses Service, Inc.	SC	NIA	Atlantic Homecare, Inc.	Ownership	100.000	UnitedHealth Group Incorporated	NO	

STATEMENT AS OF JUNE 30, 2024 OF THE UnitedHealthcare of Wisconsin, Inc.

**SCHEDULE Y**  
**PART 1A - DETAIL OF INSURANCE HOLDING COMPANY SYSTEM**

1	2	3	4	5	6	7	8	9	10	11	12	13	14	15	16
Group Code	Group Name	NAIC Company Code	ID Number	Federal RSSD	CIK	Name of Securities Exchange if Publicly Traded (U.S. or International)	Names of Parent, Subsidiaries Or Affiliates	Domi-ciliary Location	Relation-ship to Reporting Entity	Directly Controlled by (Name of Entity/Person)	Type of Control (Ownership, Board, Management, Attorney-in-Fact, Influence, Other)	If Control is Ownership Provide Percentage	Ultimate Controlling Entity(ies)/Person(s)	Is an SCA Filing Re-quired? (Yes/No)	*
		00000	86-3177130				Florida Physical Therapy Services of Fort Myers, LLC	FL	NIA	LHC Health Care Group of Florida, LLC	Ownership	100.000	UnitedHealth Group Incorporated	NO	
		00000	86-1936043				Florida Physical Therapy Services of Gainesville, LLC	FL	NIA	LHC Health Care Group of Florida, LLC	Ownership	100.000	UnitedHealth Group Incorporated	NO	
		00000	85-2890611				Florida Physical Therapy Services of Miramar, LLC	FL	NIA	LHC Health Care Group of Florida, LLC	Ownership	100.000	UnitedHealth Group Incorporated	NO	
		00000	88-2854101				Florida Physical Therapy Services of Ocala, LLC	FL	NIA	LHC Health Care Group of Florida, LLC	Ownership	100.000	UnitedHealth Group Incorporated	NO	
		00000	87-2819939				Florida Physical Therapy Services of Orlando, LLC	FL	NIA	LHC Health Care Group of Florida, LLC	Ownership	100.000	UnitedHealth Group Incorporated	NO	
		00000	87-2820055				Florida Physical Therapy Services of Ormond Beach, LLC	FL	NIA	LHC Health Care Group of Florida, LLC	Ownership	100.000	UnitedHealth Group Incorporated	NO	
		00000	85-2890874				Florida Physical Therapy Services of Panama City, LLC	FL	NIA	LHC Health Care Group of Florida, LLC	Ownership	100.000	UnitedHealth Group Incorporated	NO	
		00000	38-4077716				Florida Physical Therapy Services of Pensacola, LLC	FL	NIA	LHCG XIX, LLC	Ownership	100.000	UnitedHealth Group Incorporated	NO	
		00000	85-4184074				Florida Physical Therapy Services of Sarasota II, LLC	FL	NIA	LHC Health Care Group of Florida, LLC	Ownership	100.000	UnitedHealth Group Incorporated	NO	
		00000	85-3733455				Florida Physical Therapy Services of Sarasota, LLC	FL	NIA	LHC Health Care Group of Florida, LLC	Ownership	100.000	UnitedHealth Group Incorporated	NO	
		00000	88-2870661				Florida Physical Therapy Services of Sun City, LLC	FL	NIA	LHC Health Care Group of Florida, LLC	Ownership	100.000	UnitedHealth Group Incorporated	NO	
		00000	37-1533134				Floyd HomeCare, LLC	GA	NIA	Georgia Health Care Group, L.L.C.	Ownership	100.000	UnitedHealth Group Incorporated	NO	
		00000	35-2456267				FMG Holdings, LLC	DE	NIA	Hygeia Corporation	Ownership	1.296	UnitedHealth Group Incorporated	NO	
		00000	35-2456267				FMG Holdings, LLC	DE	NIA	UnitedHealth Group Incorporated	Ownership	98.704	UnitedHealth Group Incorporated	NO	
		00000	86-0908902				Footman Walker Associates Limited	GBR	NIA	Egton Medical Information Systems Limited	Ownership	100.000	UnitedHealth Group Incorporated	NO	
		00000	33-0766617				For Health of Arizona, Inc.	AZ	NIA	For Health, Inc.	Ownership	100.000	UnitedHealth Group Incorporated	NO	
		00000	20-4408510				For Health, Inc.	DE	NIA	Inspiris, Inc.	Ownership	100.000	UnitedHealth Group Incorporated	NO	
		00000	27-1014059				Fort Payne Home Care, LLC	AL	NIA	AFAM Holding Co, LLC	Ownership	100.000	UnitedHealth Group Incorporated	NO	
		00000	77-0368346				Fort Smith HMA Home Health, LLC	AR	NIA	AFAM Holding Co, LLC	Ownership	100.000	UnitedHealth Group Incorporated	NO	
		00000	83-2710533				Fort Worth Endoscopy Centers, LLC	TX	NIA	Surgical Care Affiliates, LLC	Influence	0.000	UnitedHealth Group Incorporated	NO	
		00000	83-2752727				Fort Worth Surgical Center GP, LLC	TX	NIA	National Cardiovascular Partners, LP	Ownership	100.000	UnitedHealth Group Incorporated	NO	
		00000	83-2752727				Fort Worth Surgical Center, LP	DE	NIA	NCP Cardiac Cath Lab of Fort Worth, LP	Ownership	24.000	UnitedHealth Group Incorporated	NO	
		00000	83-2752727				Fort Worth Surgical Center, LP	DE	NIA	Fort Worth Surgical Center GP, LLC	Ownership	1.000	UnitedHealth Group Incorporated	NO	
		00000	20-4647560				Foundation Surgery Affiliate General of Huntingdon Valley, LLC	OK	NIA	Virtua-SCA Holdings II, LLC	Ownership	61.639	UnitedHealth Group Incorporated	NO	2
		00000	68-0499459				Foundation Surgery Affiliate of Huntingdon Valley, L.P.	OK	NIA	Foundation Surgery Affiliate General of Huntingdon Valley, LLC	Ownership	1.043	UnitedHealth Group Incorporated	NO	2
		00000	68-0499459				Foundation Surgery Affiliate of Huntingdon Valley, L.P.	OK	NIA	Virtua-SCA Holdings II, LLC	Ownership	61.060	UnitedHealth Group Incorporated	NO	2
		00000	26-3388787				Franklin Home Care Services, LLC	DE	NIA	AFAM Holding Co II, LLC	Ownership	100.000	UnitedHealth Group Incorporated	NO	
		00000	20-3412606				Franklin Surgical Center LLC	NJ	NIA	SCA-Franklin, LLC	Ownership	51.327	UnitedHealth Group Incorporated	NO	
		00000	02-0348012				Freedom Data Systems, Inc.	NH	NIA	eRx Network, LLC	Ownership	100.000	UnitedHealth Group Incorporated	NO	
0707	UnitedHealth Group Incorporated	62324	61-1096685				Freedom Life Insurance Company of America	TX	IA	USHEALTH Group, Inc.	Ownership	100.000	UnitedHealth Group Incorporated	NO	
		00000	82-3453993				Freeway Surgicenter of Houston, LLC	TX	NIA	SCA-Freeway Holdings, LLC	Ownership	59.322	UnitedHealth Group Incorporated	NO	
		00000	45-1476594				Frontier Healthcare Billing Services LLC	NY	NIA	Physicians Endoscopy, L.L.C.	Ownership	100.000	UnitedHealth Group Incorporated	NO	
		00000	27-4101347				Frontier Healthcare Management Services, LLC	NY	NIA	Physicians Endoscopy, L.L.C.	Ownership	100.000	UnitedHealth Group Incorporated	NO	
		00000	98-1172769				Frontier Medex Tanzania Limited	TZA	NIA	UnitedHealthcare International I B.V.	Ownership	1.000	UnitedHealth Group Incorporated	NO	
		00000	98-1172769				Frontier Medex Tanzania Limited	TZA	NIA	UnitedHealthcare Global Medical (UK) Limited	Ownership	99.000	UnitedHealth Group Incorporated	NO	
		00000	33-1219808				FrontierMEDEX US, Inc.	DE	NIA	UnitedHealth Group Incorporated	Ownership	75.387	UnitedHealth Group Incorporated	NO	



STATEMENT AS OF JUNE 30, 2024 OF THE UnitedHealthcare of Wisconsin, Inc.

**SCHEDULE Y**  
**PART 1A - DETAIL OF INSURANCE HOLDING COMPANY SYSTEM**

1	2	3	4	5	6	7	8	9	10	11	12	13	14	15	16
Group Code	Group Name	NAIC Company Code	ID Number	Federal RSSD	CIK	Name of Securities Exchange if Publicly Traded (U.S. or International)	Names of Parent, Subsidiaries Or Affiliates	Domiciliary Location	Relationship to Reporting Entity	Directly Controlled by (Name of Entity/Person)	Type of Control (Ownership, Board, Management, Attorney-in-Fact, Influence, Other)	If Control is Ownership Provide Percentage	Ultimate Controlling Entity(ies)/Person(s)	Is an SCA Filing Required? (Yes/No)	*
		00000	33-1219808				FrontierMEDEX US, Inc.	DE	NIA	FMG Holdings, LLC	Ownership	24.613	UnitedHealth Group Incorporated	NO	
		00000	52-2230470				FrontierMEDEX, Inc.	IN	NIA	FrontierMEDEX US, Inc.	Ownership	100.000	UnitedHealth Group Incorporated	NO	
		00000	26-3385091				Fulton Home Care Services, LLC	DE	NIA	AFAM Holding Co, LLC	Ownership	100.000	UnitedHealth Group Incorporated	NO	
		00000					Fundación Banmedica	CHL	NIA	Banmedica S.A	Ownership	100.000	UnitedHealth Group Incorporated	NO	
		00000	26-3375349				Gadsden Home Care Services, LLC	DE	NIA	AF-GH-HH, LLC	Ownership	100.000	UnitedHealth Group Incorporated	NO	
		00000	20-4828017				Galesburg Home Care, LLC	DE	NIA	Illinois Home Care Holdings, LLC	Ownership	1.000	UnitedHealth Group Incorporated	NO	
		00000	20-4828017				Galesburg Home Care, LLC	DE	NIA	AFAM Holding Co, LLC	Ownership	99.000	UnitedHealth Group Incorporated	NO	
		00000	20-0146314				Gamma Acquisition Inc.	DE	NIA	Lifeline Home Health Care of Hopkinsville, LLC	Ownership	100.000	UnitedHealth Group Incorporated	NO	
		00000	27-0556097				Genoa Healthcare LLC	PA	NIA	Specialized Pharmaceuticals, Inc.	Ownership	100.000	UnitedHealth Group Incorporated	NO	
		00000	47-3851949				Genoa Healthcare, Inc.	DE	NIA	OptumRx Holdings, LLC	Ownership	100.000	UnitedHealth Group Incorporated	NO	
		00000	20-5009764				Genoa of Arkansas, LLC	AR	NIA	Genoa Healthcare LLC	Ownership	100.000	UnitedHealth Group Incorporated	NO	
		00000	45-3010132				Genoa Telepsychiatry, Inc.	DE	NIA	Genoa Healthcare LLC	Ownership	100.000	UnitedHealth Group Incorporated	NO	
		00000	81-4703295				Genoa, Ool Wholesale, LLC	DE	NIA	Genoa Healthcare LLC	Ownership	100.000	UnitedHealth Group Incorporated	NO	
		00000	04-3826206				Georgia Health Care Group, L.L.C.	GA	NIA	LHC Group, Inc.	Ownership	100.000	UnitedHealth Group Incorporated	NO	
		00000	38-3749123				Georgia HomeCare of Harris, LLC	GA	NIA	Georgia Health Care Group, L.L.C.	Ownership	100.000	UnitedHealth Group Incorporated	NO	
		00000	62-1160679				Gericare, LLC	TN	NIA	Elk Valley Professional Affiliates, Inc.	Ownership	100.000	UnitedHealth Group Incorporated	NO	
		00000	37-0920164				gethealthinsurance.com Agency Inc.	IN	NIA	Golden Rule Financial Corporation	Ownership	100.000	UnitedHealth Group Incorporated	NO	
		00000	65-1025514				Gladiolus Surgery Center, L.L.C.	FL	NIA	SC Affiliates, LLC	Ownership	2.942	UnitedHealth Group Incorporated	NO	
		00000	65-1025514				Gladiolus Surgery Center, L.L.C.	FL	NIA	SCA-Gladiolus, LLC	Ownership	50.789	UnitedHealth Group Incorporated	NO	
		00000	47-3495605				GLBESC, LLC	DE	NIA	Monarch HealthCare, A Medical Group, Inc.	Ownership	5.125	UnitedHealth Group Incorporated	NO	2
		00000	47-3495605				GLBESC, LLC	DE	NIA	Beach Surgical Holdings LLC	Ownership	52.270	UnitedHealth Group Incorporated	NO	2
		00000	33-0595220				Glenwood Surgical Center, L.P.	CA	NIA	SCA-Glenwood Holdings, LLC	Ownership	56.730	UnitedHealth Group Incorporated	NO	
		00000	33-0595220				Glenwood Surgical Center, L.P.	CA	NIA	Glenwood-SC, Inc.	Ownership	19.295	UnitedHealth Group Incorporated	NO	
		00000	62-1601450				Glenwood-SC, Inc.	TN	NIA	SC Affiliates, LLC	Ownership	100.000	UnitedHealth Group Incorporated	NO	
		00000	84-4319246				Global Land, LLC	NV	NIA	Sierra Health Services, Inc.	Ownership	57.540	UnitedHealth Group Incorporated	NO	
		00000	27-3337336				Global One Ventures, LLC	CA	NIA	SCA Global One Holdings, LLC	Ownership	100.000	UnitedHealth Group Incorporated	NO	
							Global Traveler Organization (Cayman) SPC Limited	CYM	NIA	PGH Global (Cayman) Limited	Ownership	100.000	UnitedHealth Group Incorporated	NO	
		00000	20-3420886				Golden Outlook, Inc.	CA	NIA	Golden Rule Financial Corporation	Ownership	100.000	UnitedHealth Group Incorporated	NO	
		00000	37-0855360				Golden Rule Financial Corporation	DE	NIA	UnitedHealth Group Incorporated	Ownership	100.000	UnitedHealth Group Incorporated	NO	
0707	UnitedHealth Group Incorporated	62286	37-6028756	3057283			Golden Rule Insurance Company	IN	IA	Golden Rule Financial Corporation	Ownership	100.000	UnitedHealth Group Incorporated	NO	
		00000	33-0529450				Golden Triangle Surgicenter, L.P.	CA	NIA	Surgery Centers-West Holdings, LLC	Ownership	58.000	UnitedHealth Group Incorporated	NO	
		00000	95-3969271				Good Samaritan Medical Practice Association, Inc., A Medical Group	CA	NIA	HealthCare Partners Associates Medical Group, P.C.	Ownership	100.000	UnitedHealth Group Incorporated	NO	1
		00000	20-3301932				Grace Hospice, LLC	GA	NIA	Halcyon Healthcare, LLC	Ownership	100.000	UnitedHealth Group Incorporated	NO	
		00000	26-3376889				Granite City Home Care Services, LLC	DE	NIA	Illinois Home Care Holdings, LLC	Ownership	1.000	UnitedHealth Group Incorporated	NO	
		00000	26-3376889				Granite City Home Care Services, LLC	DE	NIA	AFAM Holding Co, LLC	Ownership	99.000	UnitedHealth Group Incorporated	NO	
		00000	26-2578433				Grant Memorial HomeCare and Hospice, LLC	WV	NIA	West Virginia Health Care Group, LLC	Ownership	67.000	UnitedHealth Group Incorporated	NO	
		00000	93-1237063				Grants Pass Surgery Center, LLC	OR	NIA	SCA-Grants Pass, LLC	Ownership	51.000	UnitedHealth Group Incorporated	NO	
		00000	46-3055867				Great South Bay Endoscopy Center, LLC	NY	NIA	Physician(s) Owned	Influence	0.000	UnitedHealth Group Incorporated	NO	1
		00000	27-2337725				Greater Phoenix Collaborative Care, P.C.	AZ	NIA	Physician(s) Owned	Influence	0.000	UnitedHealth Group Incorporated	NO	1
		00000	36-4053840				Greensboro Specialty Surgery Center, LLC	NC	NIA	NSC Greensboro West, LLC	Ownership	50.100	UnitedHealth Group Incorporated	NO	2
		00000	74-2411643				Greenville Surgery Center, LLC	TX	NIA	Surgical Care Affiliates, LLC	Influence	0.000	UnitedHealth Group Incorporated	NO	
		00000	85-3346468				Greenway Surgical Suites, LLC	MN	NIA	SCA Greenway Holdings, LLC	Ownership	52.766	UnitedHealth Group Incorporated	NO	2
		00000	01-0619096				Grove Place Surgery Center, L.L.C.	FL	NIA	SCA-Grove Place, LLC	Ownership	51.000	UnitedHealth Group Incorporated	NO	
		00000	16-1727633				GSHS Home Health, LLC	TX	NIA	Southwest Post-Acute Care Partnership, LLC	Ownership	100.000	UnitedHealth Group Incorporated	NO	
		00000	47-3071064				Guilford Surgery Center, LLC	CT	NIA	SCA Guilford Holdings II, LLC	Ownership	49.000	UnitedHealth Group Incorporated	NO	2

STATEMENT AS OF JUNE 30, 2024 OF THE UnitedHealthcare of Wisconsin, Inc.

**SCHEDULE Y**  
**PART 1A - DETAIL OF INSURANCE HOLDING COMPANY SYSTEM**

1	2	3	4	5	6	7	8	9	10	11	12	13	14	15	16
Group Code	Group Name	NAIC Company Code	ID Number	Federal RSSD	CIK	Name of Securities Exchange if Publicly Traded (U.S. or International)	Names of Parent, Subsidiaries Or Affiliates	Domiciliary Location	Relationship to Reporting Entity	Directly Controlled by (Name of Entity/Person)	Type of Control (Ownership, Board, Management, Attorney-in-Fact, Influence, Other)	If Control is Ownership Provide Percentage	Ultimate Controlling Entity(ies)/Person(s)	Is an SCA Filing Required? (Yes/No)	*
		00000	20-4276139				Gulf Homecare, Inc.	..AL.....	..NIA.....	Infirmay Home Health Agency, Inc.	Ownership.....	100.000	UnitedHealth Group Incorporated	..NO.....	
		00000	27-3237563				Gunn Behavioral Care of California, P.C.	..CA.....	..NIA.....	Gunn Behavioral Holdco, P.C.	Ownership.....	100.000	UnitedHealth Group Incorporated	..NO.....	1
		00000	92-3292446				Gunn Behavioral Holdco, P.C.	..CA.....	..NIA.....	Physician(s) Owned	Influence.....	0.000	UnitedHealth Group Incorporated	..NO.....	1
		00000	26-1227494				H.I. Investments Holding Company, LLC	..DE.....	..NIA.....	Health Inventures, LLC	Ownership.....	100.000	UnitedHealth Group Incorporated	..NO.....	
		00000	AA-3770473				H&W Indemnity (SPC), Ltd.	..CYM.....	..NIA.....	UnitedHealth Group Incorporated	Ownership.....	100.000	UnitedHealth Group Incorporated	..NO.....	
		00000	27-4237248				Halcyon Healthcare, LLC	..DE.....	..NIA.....	Georgia Health Care Group, L.L.C.	Ownership.....	100.000	UnitedHealth Group Incorporated	..NO.....	
		00000	27-0380864				Halcyon Hospice of Aiken, LLC	..FL.....	..NIA.....	Halcyon Healthcare, LLC	Ownership.....	100.000	UnitedHealth Group Incorporated	..NO.....	
.0707	UnitedHealth Group Incorporated	79480	35-1279304				Harken Health Insurance Company	..WI.....	..IA.....	UnitedHealthcare, Inc.	Ownership.....	100.000	UnitedHealth Group Incorporated	..NO.....	
		00000	26-3234725				Harrison Endo Surgical Center, LLC	..NJ.....	..NIA.....	Virtua-SCA Holdings, LLC	Ownership.....	55.000	UnitedHealth Group Incorporated	..NO.....	2
		00000	26-3376723				Hattiesburg Home Care Services, LLC	..DE.....	..NIA.....	AF-CH-HH, LLC	Ownership.....	100.000	UnitedHealth Group Incorporated	..NO.....	
		00000	58-2065044				Hawthorn Place Outpatient Surgery Center, L.P.	..GA.....	..NIA.....	SHC Hawthorn, Inc.	Ownership.....	20.000	UnitedHealth Group Incorporated	..NO.....	2
		00000	85-2037257				Hays JV Partners, LLC	..TX.....	..NIA.....	SCA Hays Holdings, LLC	Ownership.....	31.373	UnitedHealth Group Incorporated	..NO.....	2
		00000	27-4579547				Hays Surgery Center, LLC	..TX.....	..NIA.....	SCA Hays Holdings, LLC	Ownership.....	19.000	UnitedHealth Group Incorporated	..NO.....	
		00000	27-4579547				Hays Surgery Center, LLC	..TX.....	..NIA.....	Hays JV Partners, LLC	Ownership.....	51.000	UnitedHealth Group Incorporated	..NO.....	
		00000	81-2378903				HCAT Acquisition Inc.	..DE.....	..NIA.....	WellMed Medical Management, Inc.	Ownership.....	100.000	UnitedHealth Group Incorporated	..NO.....	
		00000	27-0549481				hCentive, Inc.	..DE.....	..NIA.....	Optum Government Solutions, Inc.	Ownership.....	100.000	UnitedHealth Group Incorporated	..NO.....	
		00000	13-4143595				HCI Acquisition Corp.	..NY.....	..NIA.....	Change Healthcare Solutions, LLC	Ownership.....	100.000	UnitedHealth Group Incorporated	..NO.....	
		00000	45-3007213				HCP ACO California, LLC	..CA.....	..NIA.....	OptumCare Management, LLC	Ownership.....	100.000	UnitedHealth Group Incorporated	..NO.....	
		00000	87-0862570				Health at Home - Seattle Metro, LLC	..DE.....	..NIA.....	Health at Home Holdings - Seattle Metro, LLC	Ownership.....	100.000	UnitedHealth Group Incorporated	..NO.....	
		00000	87-1045915				Health at Home Holdings - Alabama, LLC	..DE.....	..NIA.....	Health at Home Holdings, LLC	Ownership.....	100.000	UnitedHealth Group Incorporated	..NO.....	
		00000	87-1045845				Health at Home Holdings - Albuquerque, LLC	..DE.....	..NIA.....	Health at Home Holdings, LLC	Ownership.....	100.000	UnitedHealth Group Incorporated	..NO.....	
		00000	87-1284003				Health at Home Holdings - Arizona, LLC	..DE.....	..NIA.....	Health at Home Holdings, LLC	Ownership.....	100.000	UnitedHealth Group Incorporated	..NO.....	
		00000	87-1166127				Health at Home Holdings - Boston, LLC	..DE.....	..NIA.....	Health at Home Holdings, LLC	Ownership.....	100.000	UnitedHealth Group Incorporated	..NO.....	
		00000	87-1136405				Health at Home Holdings - Charlotte, LLC	..DE.....	..NIA.....	Health at Home Holdings, LLC	Ownership.....	100.000	UnitedHealth Group Incorporated	..NO.....	
		00000	87-1095513				Health at Home Holdings - Chicago, LLC	..DE.....	..NIA.....	Health at Home Holdings, LLC	Ownership.....	100.000	UnitedHealth Group Incorporated	..NO.....	
		00000	87-1107918				Health at Home Holdings - Detroit, LLC	..DE.....	..NIA.....	Health at Home Holdings, LLC	Ownership.....	100.000	UnitedHealth Group Incorporated	..NO.....	
		00000	87-1166046				Health at Home Holdings - Durham, LLC	..DE.....	..NIA.....	Health at Home Holdings, LLC	Ownership.....	100.000	UnitedHealth Group Incorporated	..NO.....	
		00000	87-1136266				Health at Home Holdings - Edmond, LLC	..DE.....	..NIA.....	Health at Home Holdings, LLC	Ownership.....	100.000	UnitedHealth Group Incorporated	..NO.....	
		00000	87-1165951				Health at Home Holdings - High Point, LLC	..DE.....	..NIA.....	Health at Home Holdings, LLC	Ownership.....	100.000	UnitedHealth Group Incorporated	..NO.....	
		00000	87-1081217				Health at Home Holdings - Indianapolis, LLC	..DE.....	..NIA.....	Health at Home Holdings, LLC	Ownership.....	100.000	UnitedHealth Group Incorporated	..NO.....	
		00000	87-1189068				Health at Home Holdings - Ohio, LLC	..DE.....	..NIA.....	Health at Home Holdings, LLC	Ownership.....	100.000	UnitedHealth Group Incorporated	..NO.....	
		00000	87-1108256				Health at Home Holdings - Philadelphia, LLC	..DE.....	..NIA.....	Health at Home Holdings, LLC	Ownership.....	100.000	UnitedHealth Group Incorporated	..NO.....	
		00000	87-1108061				Health at Home Holdings - Portland, LLC	..DE.....	..NIA.....	Health at Home Holdings, LLC	Ownership.....	100.000	UnitedHealth Group Incorporated	..NO.....	
		00000	87-1108061				Health at Home Holdings - Seattle Metro, LLC	..DE.....	..NIA.....	Health at Home Holdings, LLC	Ownership.....	100.000	UnitedHealth Group Incorporated	..NO.....	
		00000	87-1043804				Health at Home Holdings - Sonoma, LLC	..DE.....	..NIA.....	Health at Home Holdings, LLC	Ownership.....	100.000	UnitedHealth Group Incorporated	..NO.....	
		00000	87-0915049				Health at Home Holdings - St. Louis, LLC	..DE.....	..NIA.....	Health at Home Holdings, LLC	Ownership.....	100.000	UnitedHealth Group Incorporated	..NO.....	
		00000	87-0915245				Health at Home Holdings - Tulsa, LLC	..DE.....	..NIA.....	Health at Home Holdings, LLC	Ownership.....	100.000	UnitedHealth Group Incorporated	..NO.....	
		00000	87-1136169				Health at Home Holdings, LLC	..DE.....	..NIA.....	Tennessee Health Care Group, LLC	Ownership.....	100.000	UnitedHealth Group Incorporated	..NO.....	
		00000	87-0934507				Health at Home Hospice - Chicago, LLC	..DE.....	..NIA.....	Health at Home Holdings, LLC	Ownership.....	100.000	UnitedHealth Group Incorporated	..NO.....	
		00000	87-0835646				Health at Home Hospice - Cleveland, LLC	..DE.....	..NIA.....	Health at Home Holdings, LLC	Ownership.....	100.000	UnitedHealth Group Incorporated	..NO.....	
		00000	87-0999405				Health at Home Hospice - Columbus, LLC	..DE.....	..NIA.....	Health at Home Holdings, LLC	Ownership.....	100.000	UnitedHealth Group Incorporated	..NO.....	
		00000	87-0999298				Health at Home Hospice - Dayton, LLC	..DE.....	..NIA.....	Health at Home Holdings, LLC	Ownership.....	100.000	UnitedHealth Group Incorporated	..NO.....	
		00000	87-0967261				Health at Home Hospice - Detroit, LLC	..DE.....	..NIA.....	Health at Home Holdings, LLC	Ownership.....	100.000	UnitedHealth Group Incorporated	..NO.....	
		00000	86-4005353				Health at Home Hospice - Indianapolis, LLC	..DE.....	..NIA.....	Health at Home Holdings, LLC	Ownership.....	100.000	UnitedHealth Group Incorporated	..NO.....	
		00000	87-0862398				Health at Home Hospice - Minnesota, LLC	..DE.....	..NIA.....	Health at Home Holdings, LLC	Ownership.....	100.000	UnitedHealth Group Incorporated	..NO.....	
		00000	87-0835290				Health at Home Hospice - Phoenix, LLC	..DE.....	..NIA.....	Health at Home Holdings, LLC	Ownership.....	100.000	UnitedHealth Group Incorporated	..NO.....	
		00000	87-0862211				Health at Home Hospice - Phoenix, LLC	..DE.....	..NIA.....	Health at Home Holdings, LLC	Ownership.....	100.000	UnitedHealth Group Incorporated	..NO.....	

STATEMENT AS OF JUNE 30, 2024 OF THE UnitedHealthcare of Wisconsin, Inc.

**SCHEDULE Y**  
**PART 1A - DETAIL OF INSURANCE HOLDING COMPANY SYSTEM**

1	2	3	4	5	6	7	8	9	10	11	12	13	14	15	16
Group Code	Group Name	NAIC Company Code	ID Number	Federal RSSD	CIK	Name of Securities Exchange if Publicly Traded (U.S. or International)	Names of Parent, Subsidiaries Or Affiliates	Domiciliary Location	Relationship to Reporting Entity	Directly Controlled by (Name of Entity/Person)	Type of Control (Ownership, Board, Management, Attorney-in-Fact, Influence, Other)	If Control is Ownership Provide Percentage	Ultimate Controlling Entity(ies)/Person(s)	Is an SCA Filing Required? (Yes/No)	*
		00000	87-0835486				Health at Home Hospice - Portland, LLC	DE	NIA	Health at Home Holdings, LLC	Ownership	100.000	UnitedHealth Group Incorporated	NO	
		00000	87-1080305				Health at Home Therapy - Atlanta, LLC	DE	NIA	Health at Home Holdings, LLC	Ownership	100.000	UnitedHealth Group Incorporated	NO	
		00000	87-0999492				Health at Home Therapy - Greenville, LLC	DE	NIA	Health at Home Holdings, LLC	Ownership	100.000	UnitedHealth Group Incorporated	NO	
		00000	87-0967144				Health at Home Therapy - Knoxville, LLC	DE	NIA	Health at Home Holdings, LLC	Ownership	100.000	UnitedHealth Group Incorporated	NO	
		00000	87-0934773				Health at Home Therapy - New Jersey, LLC	DE	NIA	Health at Home Holdings, LLC	Ownership	100.000	UnitedHealth Group Incorporated	NO	
		00000	33-0673883				Health Care-ONE Insurance Agency, Inc.	CA	NIA	USHEALTH Advisors, LLC	Ownership	50.000	UnitedHealth Group Incorporated	NO	
		00000	20-5944768				Health Inventures Employment Solutions, LLC	DE	NIA	Health Inventures, LLC	Ownership	100.000	UnitedHealth Group Incorporated	NO	
		00000	04-3723090				Health Inventures, LLC	DE	NIA	SC Affiliates, LLC	Ownership	100.000	UnitedHealth Group Incorporated	NO	
		00000	87-2744517				Health Payroll Services, LLC	DE	NIA	RVO Health, LLC	Ownership	100.000	UnitedHealth Group Incorporated	NO	
0707	UnitedHealth Group Incorporated	96342	88-0201035				Health Plan of Nevada, Inc.	NV	IA	Sierra Health Services, Inc.	Ownership	100.000	UnitedHealth Group Incorporated	NO	
		00000	75-2674367				Healthcare Associates of Irving PLLC	TX	NIA	USMD Affiliated Services	Ownership	100.000	UnitedHealth Group Incorporated	NO	
		00000	81-0760425				Healthcare Associates of Texas LLC	DE	NIA	HCAT Acquisition Inc.	Ownership	100.000	UnitedHealth Group Incorporated	NO	
		00000					Healthcare Gateway Limited	GBR	NIA	Egton Medical Information Systems Limited	Ownership	100.000	UnitedHealth Group Incorporated	NO	
		00000	95-4526112				HealthCare Partners Affiliates Medical Group	CA	NIA	HealthCare Partners Associates Medical Group, P.C.	Ownership	95.000	UnitedHealth Group Incorporated	NO	1
		00000	26-4247365				HealthCare Partners ASC-HB, LLC	CA	NIA	Talbert Medical Group, P.C.	Ownership	100.000	UnitedHealth Group Incorporated	NO	1
		00000	95-4628842				HealthCare Partners ASC-LB, LLC	CA	NIA	HealthCare Partners Associates Medical Group, P.C.	Ownership	1.000	UnitedHealth Group Incorporated	NO	
		00000	95-4628842				HealthCare Partners ASC-LB, LLC	CA	NIA	OptumCare Management, LLC	Ownership	99.000	UnitedHealth Group Incorporated	NO	
		00000	45-5273760				HealthCare Partners Associates Medical Group, P.C.	CA	NIA	Physician(s) Owned	Influence	0.000	UnitedHealth Group Incorporated	NO	1
		00000	47-5274363				HealthCare Partners Management Services California, LLC	DE	NIA	OptumCare Management, LLC	Ownership	100.000	UnitedHealth Group Incorporated	NO	
		00000	95-4340584				HealthCare Partners Medical Group, P.C.	CA	NIA	Physician(s) Owned	Influence	0.000	UnitedHealth Group Incorporated	NO	1
		00000	81-1080535				HealthCare Partners RE, LLC	DE	NIA	OptumCare Holdings, LLC	Ownership	100.000	UnitedHealth Group Incorporated	NO	
		00000	77-0693060				Healthcare Solutions, Inc.	DE	NIA	OptumRx Administrative Services, LLC	Ownership	100.000	UnitedHealth Group Incorporated	NO	
		00000	20-3349887				HealthEast Surgery Center-Maplewood, LLC	IN	NIA	H.I. Investments Holding Company, LLC	Ownership	26.183	UnitedHealth Group Incorporated	NO	2
		00000					Healthgrades Marketplace, LLC	DE	NIA	RVO Health, LLC	Ownership	100.000	UnitedHealth Group Incorporated	NO	
		00000					Healthline Group, LLC	DE	NIA	RVO Health, LLC	Ownership	100.000	UnitedHealth Group Incorporated	NO	
		00000					Healthline Holdings, LLC	DE	NIA	RVO Health, LLC	Ownership	100.000	UnitedHealth Group Incorporated	NO	
		00000	81-0872829				Healthline Intermediate Holdings, LLC	DE	NIA	Healthline Holdings, LLC	Ownership	100.000	UnitedHealth Group Incorporated	NO	
		00000					Healthline Media UK Limited	GBR	NIA	Healthline UK Holdings Limited	Ownership	100.000	UnitedHealth Group Incorporated	NO	
		00000	47-2618465				Healthline Media, LLC	DE	NIA	Healthline Intermediate Holdings, LLC	Ownership	100.000	UnitedHealth Group Incorporated	NO	
		00000					Healthline UK Holdings Limited	GBR	NIA	Healthline Media, LLC	Ownership	100.000	UnitedHealth Group Incorporated	NO	
		00000	47-2570595				HealthMarkets Group, Inc.	DE	NIA	HealthMarkets, LLC	Ownership	100.000	UnitedHealth Group Incorporated	NO	
		00000	27-0277771				HealthMarkets Insurance Agency, Inc.	DE	NIA	HealthMarkets Group, Inc.	Ownership	100.000	UnitedHealth Group Incorporated	NO	
		00000	46-1131431				HealthMarkets Services, Inc.	DE	NIA	HealthMarkets Group, Inc.	Ownership	100.000	UnitedHealth Group Incorporated	NO	
		00000	75-2044750	4346649			HealthMarkets, Inc.	DE	NIA	Golden Rule Financial Corporation	Ownership	100.000	UnitedHealth Group Incorporated	NO	
		00000					HealthMarkets, LLC	DE	NIA	HealthMarkets, Inc.	Ownership	100.000	UnitedHealth Group Incorporated	NO	
0707	UnitedHealth Group Incorporated	11172	11-3554436				Healthplex I.P.A., Inc.	NY	NIA	Healthplex, Inc.	Ownership	100.000	UnitedHealth Group Incorporated	NO	
		00000	11-3469326				Healthplex Insurance Company	NY	IA	Healthplex, Inc.	Ownership	100.000	UnitedHealth Group Incorporated	NO	
		00000	20-8999255				Healthplex of CT, Inc.	CT	NIA	Healthplex, Inc.	Ownership	100.000	UnitedHealth Group Incorporated	NO	
0707	UnitedHealth Group Incorporated	12830	20-5343824				Healthplex of NJ, Inc.	NJ	IA	Healthplex, Inc.	Ownership	100.000	UnitedHealth Group Incorporated	NO	
		00000	11-2714365				Healthplex, Inc.	NY	NIA	Marlin Holding Company LLC	Ownership	100.000	UnitedHealth Group Incorporated	NO	
		00000	71-0847266				HealthSCOPE Benefits, Inc.	DE	NIA	HealthSCOPE Holdings, Inc.	Ownership	100.000	UnitedHealth Group Incorporated	NO	
		00000	47-1409110				HealthSCOPE Holdings, Inc.	DE	NIA	UMR, Inc.	Ownership	100.000	UnitedHealth Group Incorporated	NO	
		00000	36-4099199				HealthSmart Benefit Solutions, Inc.	IL	NIA	HealthSmart Benefits Management, LLC	Ownership	100.000	UnitedHealth Group Incorporated	NO	
		00000	27-1300475				HealthSmart Benefits Management, LLC	TX	NIA	United HealthCare Services, Inc.	Ownership	100.000	UnitedHealth Group Incorporated	NO	
		00000	75-2960859				HealthSmart Care Management Solutions, L.P.	TX	NIA	HealthSmart Benefits Management, LLC	Ownership	1.000	UnitedHealth Group Incorporated	NO	

STATEMENT AS OF JUNE 30, 2024 OF THE UnitedHealthcare of Wisconsin, Inc.

**SCHEDULE Y**  
**PART 1A - DETAIL OF INSURANCE HOLDING COMPANY SYSTEM**

1	2	3	4	5	6	7	8	9	10	11	12	13	14	15	16
Group Code	Group Name	NAIC Company Code	ID Number	Federal RSSD	CIK	Name of Securities Exchange if Publicly Traded (U.S. or International)	Names of Parent, Subsidiaries Or Affiliates	Domi-ciliary Location	Relation-ship to Reporting Entity	Directly Controlled by (Name of Entity/Person)	Type of Control (Ownership, Board, Management, Attorney-in-Fact, Influence, Other)	If Control is Ownership Provide Percentage	Ultimate Controlling Entity(ies)/Person(s)	Is an SCA Filing Re-quired? (Yes/No)	*
		00000	75-2960859				HealthSmart Care Management Solutions, L.P.	TX	NIA	Parker LP, LLC	Ownership	99.000	UnitedHealth Group Incorporated	NO	
		00000	75-2727437				HealthSmart Information Systems, Inc.	TX	NIA	HealthSmart Benefits Management, LLC	Ownership	100.000	UnitedHealth Group Incorporated	NO	
		00000	75-2508316				HealthSmart Preferred Care II, L.P.	TX	NIA	Parker LP, LLC	Ownership	99.000	UnitedHealth Group Incorporated	NO	
		00000	75-2508316				HealthSmart Preferred Care II, L.P.	TX	NIA	HealthSmart Benefits Management, LLC	Ownership	1.000	UnitedHealth Group Incorporated	NO	
		00000	06-1621470				HealthSmart Preferred Network II, Inc.	DE	NIA	HealthSmart Benefits Management, LLC	Ownership	100.000	UnitedHealth Group Incorporated	NO	
		00000	20-3394046				HealthSmart Primary Care Clinics, LP	TX	NIA	Parker LP, LLC	Ownership	99.000	UnitedHealth Group Incorporated	NO	
		00000	20-3394046				HealthSmart Primary Care Clinics, LP	TX	NIA	HealthSmart Benefits Management, LLC	Ownership	1.000	UnitedHealth Group Incorporated	NO	
		00000	52-2440817				Heart 'n Home Hospice and Palliative Care, LLC	ID	NIA	Kambros, LLC	Ownership	100.000	UnitedHealth Group Incorporated	NO	
		00000	47-1410565				Heart of Hospice, LLC	SC	NIA	Louisiana Health Care Group, L.L.C.	Ownership	100.000	UnitedHealth Group Incorporated	NO	
		00000	83-2722254				Heartland Heart and Vascular, LLC	DE	NIA	SCA Heartland Holdings, LLC	Ownership	99.000	UnitedHealth Group Incorporated	NO	
		00000	83-2722254				Heartland Heart and Vascular, LLC	DE	NIA	Endoscopy Center Affiliates, Inc.	Ownership	1.000	UnitedHealth Group Incorporated	NO	
		00000	26-3384769				Helena Home Care Services LLC	DE	NIA	AFAM Holding Co, LLC	Ownership	100.000	UnitedHealth Group Incorporated	NO	
		00000					Help Seguros de Vida S.A.	CHL	NIA	Banmedica S.A.	Ownership	100.000	UnitedHealth Group Incorporated	NO	
		00000					Help Seguros de Vida S.A.	CHL	NIA	Banmedica Internacional SpA	Ownership	0.000	UnitedHealth Group Incorporated	NO	
		00000					Help Service S.A.	CHL	NIA	Banmedica S.A.	Ownership	100.000	UnitedHealth Group Incorporated	NO	
		00000					Help Service S.A.	CHL	NIA	Saden S.A.	Ownership	0.000	UnitedHealth Group Incorporated	NO	
		00000	98-1443161				Help SpA	CHL	NIA	Saden S.A.	Ownership	0.000	UnitedHealth Group Incorporated	NO	
		00000	98-1443161				Help SpA	CHL	NIA	Banmedica S.A.	Ownership	100.000	UnitedHealth Group Incorporated	NO	
		00000	80-0020865				Heron Ridge Assoc., P.L.C.	MI	NIA	Physician(s) Owned	Influence	0.000	UnitedHealth Group Incorporated	NO	1
		00000	46-5291602				HFHS-SCA Holdings, LLC	MI	NIA	SC Affiliates, LLC	Ownership	49.000	UnitedHealth Group Incorporated	NO	2
		00000	26-1309422				HGA HomeCare, LLC	AL	NIA	Alabama Health Care Group, LLC	Ownership	67.000	UnitedHealth Group Incorporated	NO	
		00000	37-1826396				HHA of Wisconsin, LLC	WI	NIA	National Health Industries, Inc.	Ownership	100.000	UnitedHealth Group Incorporated	NO	
		00000	84-1472832				Highlands Ranch Healthcare, LLC	CO	NIA	Urgent Care MSO, LLC	Ownership	100.000	UnitedHealth Group Incorporated	NO	
		00000	93-2780381				HIVE of the Carolinas, LLC	NC	NIA	SCA Health Value Enterprise, LLC	Ownership	20.000	UnitedHealth Group Incorporated	NO	2
		00000	83-3555590				HL Greatist, LLC	DE	NIA	Healthline Media, LLC	Ownership	100.000	UnitedHealth Group Incorporated	NO	
		00000	27-1362827				HMC Home Health, LLC	TN	NIA	Tennessee Health Care Group, LLC	Ownership	75.000	UnitedHealth Group Incorporated	NO	
		00000	85-2016675				HNH Birdie One, LLC	ID	NIA	Kambros, LLC	Ownership	100.000	UnitedHealth Group Incorporated	NO	
		00000	33-1025322				Home Care Connections, Inc.	TX	NIA	Texas Health Care Group, L.L.C.	Ownership	100.000	UnitedHealth Group Incorporated	NO	
		00000	55-0668235				Home Care Plus, Inc.	WV	NIA	West Virginia Health Care Group, LLC	Ownership	100.000	UnitedHealth Group Incorporated	NO	
		00000	20-1497787				Home Health Agency - Central Pennsylvania, LLC	FL	NIA	OMNI Home Health Services, LLC	Ownership	100.000	UnitedHealth Group Incorporated	NO	
		00000	20-0832146				Home Health Agency - Collier, LLC	FL	NIA	OMNI Home Health Services, LLC	Ownership	100.000	UnitedHealth Group Incorporated	NO	
		00000	59-3757325				Home Health Agency - Hillsborough, LLC	FL	NIA	OMNI Home Health Services, LLC	Ownership	100.000	UnitedHealth Group Incorporated	NO	
		00000	20-1408322				Home Health Agency - Indiana, LLC	FL	NIA	OMNI Home Health Services, LLC	Ownership	100.000	UnitedHealth Group Incorporated	NO	
		00000	59-3757322				Home Health Agency - Pennsylvania, LLC	FL	NIA	OMNI Home Health Services, LLC	Ownership	100.000	UnitedHealth Group Incorporated	NO	
		00000	20-1408427				Home Health Agency - Philadelphia, LLC	FL	NIA	OMNI Home Health Services, LLC	Ownership	100.000	UnitedHealth Group Incorporated	NO	
		00000	59-3757320				Home Health Agency - Pinellas, LLC	FL	NIA	OMNI Home Health Services, LLC	Ownership	100.000	UnitedHealth Group Incorporated	NO	
		00000	27-1755342				Home Health Care by Black Stone of Central Ohio, LLC	OH	NIA	Black Stone of Central Ohio, LLC	Ownership	100.000	UnitedHealth Group Incorporated	NO	
		00000	27-4109403				Home Health Care by Black Stone of Cincinnati, LLC	OH	NIA	Black Stone of Cincinnati, LLC	Ownership	100.000	UnitedHealth Group Incorporated	NO	
		00000	27-4109553				Home Health Care by Black Stone of Dayton, LLC	OH	NIA	Black Stone of Dayton, LLC	Ownership	100.000	UnitedHealth Group Incorporated	NO	
		00000	34-1708719				Home Health Care by Black Stone of Northwest Ohio, LLC	OH	NIA	Black Stone of Northwest Ohio, LLC	Ownership	100.000	UnitedHealth Group Incorporated	NO	
		00000	38-4003190				Home Health of Jefferson Co, LLC	KY	NIA	National Health Industries, Inc.	Ownership	60.000	UnitedHealth Group Incorporated	NO	
		00000	98-1452260				Home Medical S.A.	CHL	NIA	Help SpA	Ownership	99.998	UnitedHealth Group Incorporated	NO	
		00000	98-1452260				Home Medical S.A.	CHL	NIA	Saden S.A.	Ownership	0.002	UnitedHealth Group Incorporated	NO	
		00000	52-0998217				HomeCall, LLC	MD	NIA	Maryland Health Care Group, LLC	Ownership	100.000	UnitedHealth Group Incorporated	NO	

16:20

STATEMENT AS OF JUNE 30, 2024 OF THE UnitedHealthcare of Wisconsin, Inc.

**SCHEDULE Y**  
**PART 1A - DETAIL OF INSURANCE HOLDING COMPANY SYSTEM**

1	2	3	4	5	6	7	8	9	10	11	12	13	14	15	16
Group Code	Group Name	NAIC Company Code	ID Number	Federal RSSD	CIK	Name of Securities Exchange if Publicly Traded (U.S. or International)	Names of Parent, Subsidiaries Or Affiliates	Domi-ciliary Location	Relation-ship to Reporting Entity	Directly Controlled by (Name of Entity/Person)	Type of Control (Ownership, Board, Management, Attorney-in-Fact, Influence, Other)	If Control is Ownership Provide Percentage	Ultimate Controlling Entity(ies)/Person(s)	Is an SCA Filing Re-quired? (Yes/No)	*
		00000	81-0884465				Homecare Dimensions of Florida, Inc.	TX	NIA	WellMed Networks, Inc.	Ownership	100.000	UnitedHealth Group Incorporated	NO	1
		00000	74-2758644				Homecare Dimensions, Inc.	TX	NIA	WellMed Networks, Inc.	Ownership	100.000	UnitedHealth Group Incorporated	NO	1
		00000					Honodav SpA	CHL	NIA	Clínica Dávila y Servicios Médicos S.p.A.	Ownership	99.000	UnitedHealth Group Incorporated	NO	
		00000					Honodav SpA	CHL	NIA	Servicios Integrados de Salud Ltda.	Ownership	1.000	UnitedHealth Group Incorporated	NO	
		00000	34-1994325				Hood Home Health Service, L.L.C.	LA	NIA	Louisiana Health Care Group, L.L.C.	Ownership	67.000	UnitedHealth Group Incorporated	NO	
		00000	26-4310419				Hospice of Central Arkansas, LLC	AR	NIA	Arkansas Health Care Group, LLC	Ownership	67.000	UnitedHealth Group Incorporated	NO	
		00000	37-1533130				Housecalls Home Health and Hospice, LLC	WV	NIA	West Virginia Health Care Group, LLC	Ownership	100.000	UnitedHealth Group Incorporated	NO	
		00000	26-2912304				Humedica, Inc.	DE	NIA	UnitedHealthCare Services, Inc.	Ownership	100.000	UnitedHealth Group Incorporated	NO	
		00000	36-4331825				Hygeia Corporation	DE	NIA	UnitedHealth International, Inc.	Ownership	100.000	UnitedHealth Group Incorporated	NO	
		00000	98-1106075				Hygeia Corporation (Ontario)	CAN	NIA	FrontierMEDEX US, Inc.	Ownership	100.000	UnitedHealth Group Incorporated	NO	
		00000	27-2498964				Idaho Health Care Group, LLC	ID	NIA	LHC Group, Inc.	Ownership	100.000	UnitedHealth Group Incorporated	NO	
		00000	84-2230243				Idaho In-Home Healthcare Partnership-I, LLC	ID	NIA	In-Home Healthcare Partnership, LLC	Ownership	100.000	UnitedHealth Group Incorporated	NO	
		00000	84-2311184				Idaho In-Home Partner-I, LLC	ID	NIA	Idaho Health Care Group, LLC	Ownership	100.000	UnitedHealth Group Incorporated	NO	
		00000	84-4865867				IHD Holdings, LLC	DE	NIA	naviHealth, Inc.	Ownership	100.000	UnitedHealth Group Incorporated	NO	
		00000	46-1708167				Illinois Health Care Group, LLC	IL	NIA	LHC Group, Inc.	Ownership	100.000	UnitedHealth Group Incorporated	NO	
		00000	32-0505528				Illinois Home Care Holdings, LLC	DE	NIA	National Health Industries, Inc.	Ownership	80.000	UnitedHealth Group Incorporated	NO	
		00000	32-0505528				Illinois Home Care Holdings, LLC	DE	NIA	AFAM Sub I, LLC	Ownership	20.000	UnitedHealth Group Incorporated	NO	
		00000	46-4924177				Illinois Home Health Care, LLC	IL	NIA	Illinois Health Care Group, LLC	Ownership	100.000	UnitedHealth Group Incorporated	NO	
		00000	82-1341098				Illinois Independent Care Network, LLC	DE	NIA	Surgical Care Affiliates, LLC	Ownership	100.000	UnitedHealth Group Incorporated	NO	
		00000	38-3925282				Illinois LIV, LLC	IL	NIA	Illinois Health Care Group, LLC	Ownership	1.000	UnitedHealth Group Incorporated	NO	
		00000	38-3925282				Illinois LIV, LLC	IL	NIA	Illinois Home Health Care, LLC	Ownership	99.000	UnitedHealth Group Incorporated	NO	
		00000	20-4351923				Impel Consulting Experts, L.L.C.	TX	NIA	Impel Management Services, L.L.C.	Ownership	100.000	UnitedHealth Group Incorporated	NO	
		00000	75-2574317				Impel Management Services, L.L.C.	TX	NIA	USMD Holdings, Inc.	Ownership	100.000	UnitedHealth Group Incorporated	NO	
		00000	92-3156337				Imperial Point Surgery Center, LLC	FL	NIA	SCA-Imperial Point Holdings, LLC	Ownership	100.000	UnitedHealth Group Incorporated	NO	
		00000	86-3297600				Imperium Clinical Partner III, LLC	KY	NIA	Imperium Health Management, LLC	Ownership	100.000	UnitedHealth Group Incorporated	NO	
		00000	86-3297432				Imperium Clinical Partners II, LLC	KY	NIA	Imperium Health Management, LLC	Ownership	100.000	UnitedHealth Group Incorporated	NO	
		00000	86-3255691				Imperium Clinical Partners, LLC	KY	NIA	Imperium Health Management, LLC	Ownership	100.000	UnitedHealth Group Incorporated	NO	
		00000	45-2788800				Imperium Health Management, LLC	KY	NIA	Almost Family, Inc.	Ownership	100.000	UnitedHealth Group Incorporated	NO	
		00000	46-3029953				IN HomeCare Network Central, LLC	IN	NIA	National Health Industries, Inc.	Ownership	100.000	UnitedHealth Group Incorporated	NO	
		00000	46-3020499				IN Homecare Network North, LLC	IN	NIA	National Health Industries, Inc.	Ownership	100.000	UnitedHealth Group Incorporated	NO	
		00000	27-3296953				IN Style OPTICAL, LLC	MA	NIA	Reliant Medical Group, Inc.	Ownership	100.000	UnitedHealth Group Incorporated	NO	1
		00000	36-4854493				In-Home Healthcare Partnership of Texas-I, LLC	TX	NIA	In-Home Healthcare Partnership, LLC	Ownership	100.000	UnitedHealth Group Incorporated	NO	
		00000	38-4019518				In-Home Healthcare Partnership, LLC	DE	NIA	LHC Partner, LLC	Ownership	80.000	UnitedHealth Group Incorporated	NO	
		00000	35-2582227				In-Home Partner of Texas-I, LLC	TX	NIA	In-Home Healthcare Partnership of Texas-I, LLC	Ownership	100.000	UnitedHealth Group Incorporated	NO	
		00000	45-4132005				Indiana Care Organization, LLC	IN	NIA	APN Target Holdings, LLC	Ownership	100.000	UnitedHealth Group Incorporated	NO	
		00000	27-5130167				Indiana Health Care Group, LLC	IN	NIA	LHC Group, Inc.	Ownership	100.000	UnitedHealth Group Incorporated	NO	
		00000	63-1112659				Infirmary Home Health Agency, Inc.	AL	NIA	Alabama Health Care Group, LLC	Ownership	67.000	UnitedHealth Group Incorporated	NO	
		00000	22-3980674				Ingenios Health Co.	DE	NIA	Ingenios Health Holdings, Inc.	Ownership	100.000	UnitedHealth Group Incorporated	NO	
		00000	46-0896098				Ingenios Health Holdings, Inc.	DE	NIA	Almost Family, Inc.	Ownership	100.000	UnitedHealth Group Incorporated	NO	
		00000	33-0618077				Inland Faculty Medical Group, Inc.	CA	NIA	NAMM Medical Group Holdings, Inc.	Ownership	100.000	UnitedHealth Group Incorporated	NO	1
		00000	33-0018673				Inland Surgery Center, L.P.	CA	NIA	SC Affiliates, LLC	Ownership	6.156	UnitedHealth Group Incorporated	NO	
		00000	33-0018673				Inland Surgery Center, L.P.	CA	NIA	Redlands Ambulatory Surgery Center	Ownership	51.000	UnitedHealth Group Incorporated	NO	
		00000					Inmobiliaria Apoquindo 3001 S.A.	CHL	NIA	Inmobiliaria Apoquindo S.A.	Ownership	99.999	UnitedHealth Group Incorporated	NO	
		00000					Inmobiliaria Apoquindo 3001 S.A.	CHL	NIA	Cobranzas Banmédica SpA	Ownership	0.001	UnitedHealth Group Incorporated	NO	
		00000	98-1458683				Inmobiliaria Apoquindo 3600 Ltda.	CHL	NIA	Inmobiliaria Apoquindo 3001 S.A.	Ownership	0.300	UnitedHealth Group Incorporated	NO	
		00000	98-1458683				Inmobiliaria Apoquindo 3600 Ltda.	CHL	NIA	Banmédica S.A.	Ownership	99.700	UnitedHealth Group Incorporated	NO	
		00000	98-1443174				Inmobiliaria Apoquindo S.A.	CHL	NIA	Banmédica S.A.	Ownership	100.000	UnitedHealth Group Incorporated	NO	

16.21

STATEMENT AS OF JUNE 30, 2024 OF THE UnitedHealthcare of Wisconsin, Inc.

**SCHEDULE Y**  
**PART 1A - DETAIL OF INSURANCE HOLDING COMPANY SYSTEM**

1	2	3	4	5	6	7	8	9	10	11	12	13	14	15	16
Group Code	Group Name	NAIC Company Code	ID Number	Federal RSSD	CIK	Name of Securities Exchange if Publicly Traded (U.S. or International)	Names of Parent, Subsidiaries Or Affiliates	Domi-ciliary Location	Relation-ship to Reporting Entity	Directly Controlled by (Name of Entity/Person)	Type of Control (Ownership, Board, Management, Attorney-in-Fact, Influence, Other)	If Control is Ownership Provide Percentage	Ultimate Controlling Entity(ies)/Person(s)	Is an SCA Filing Re-quired? (Yes/No)	*
		00000	98-1443174				Inmobiliaria Apoquindo S.A.	.CHL	NIA	Saden S.A.	Ownership	0.000	UnitedHealth Group Incorporated	NO	
		00000	98-1458682				Inmobiliaria Clínica Santa María S.A.	.CHL	NIA	Banmedica S.A.	Ownership	99.510	UnitedHealth Group Incorporated	NO	
		00000	98-1454653				Inmobiliaria e Inversiones Alameda S.A.	.CHL	NIA	Saden S.A.	Ownership	0.020	UnitedHealth Group Incorporated	NO	
		00000	98-1454653				Inmobiliaria e Inversiones Alameda S.A.	.CHL	NIA	Banmedica S.A.	Ownership	99.980	UnitedHealth Group Incorporated	NO	
		00000					Inmobiliaria e Inversiones Nueva Apoquindo SpA	.CHL	NIA	Banmedica S.A.	Ownership	100.000	UnitedHealth Group Incorporated	NO	
		00000	98-1460922				Inmobiliaria Viñamed Ltda.	.CHL	NIA	Administradora Médica Centromed S.A.	Ownership	99.900	UnitedHealth Group Incorporated	NO	
		00000	30-0781533				Innovative Senior Care Home Health of Alabama, LLC	.DE	NIA	Health at Home Holdings - Alabama, LLC	Ownership	100.000	UnitedHealth Group Incorporated	NO	
		00000	27-2065054				Innovative Senior Care Home Health of Albuquerque, LLC	.DE	NIA	Health at Home Holdings - Albuquerque, LLC	Ownership	100.000	UnitedHealth Group Incorporated	NO	
		00000	26-3445981				Innovative Senior Care Home Health of Boston, LLC	.DE	NIA	Health at Home Holdings - Boston, LLC	Ownership	100.000	UnitedHealth Group Incorporated	NO	
		00000	27-4318872				Innovative Senior Care Home Health of Charlotte, LLC	.DE	NIA	Health at Home Holdings - Charlotte, LLC	Ownership	100.000	UnitedHealth Group Incorporated	NO	
		00000	27-0329830				Innovative Senior Care Home Health of Chicago, LLC	.DE	NIA	Health at Home Holdings - Chicago, LLC	Ownership	100.000	UnitedHealth Group Incorporated	NO	
		00000	26-2611755				Innovative Senior Care Home Health of Detroit, LLC	.DE	NIA	Health at Home Holdings - Detroit, LLC	Ownership	100.000	UnitedHealth Group Incorporated	NO	
		00000	27-2620181				Innovative Senior Care Home Health of Durham, LLC	.DE	NIA	Health at Home Holdings - Durham, LLC	Ownership	100.000	UnitedHealth Group Incorporated	NO	
		00000	27-2619513				Innovative Senior Care Home Health of Edmond, LLC	.DE	NIA	Health at Home Holdings - Edmond, LLC	Ownership	100.000	UnitedHealth Group Incorporated	NO	
		00000	45-2502527				Innovative Senior Care Home Health of Hartford, LLC	.DE	NIA	Tennessee Health Care Group, LLC	Ownership	100.000	UnitedHealth Group Incorporated	NO	
		00000	45-2952600				Innovative Senior Care Home Health of High Point, LLC	.DE	NIA	Health at Home Holdings - High Point, LLC	Ownership	100.000	UnitedHealth Group Incorporated	NO	
		00000	26-3285980				Innovative Senior Care Home Health of Indianapolis, LLC	.DE	NIA	Health at Home Holdings - Indianapolis, LLC	Ownership	100.000	UnitedHealth Group Incorporated	NO	
		00000	26-3445808				Innovative Senior Care Home Health of Minneapolis, LLC	.DE	NIA	ISCH of Minneapolis Holdings, LLC	Ownership	100.000	UnitedHealth Group Incorporated	NO	
		00000	26-1736377				Innovative Senior Care Home Health of Ohio, LLC	.DE	NIA	Health at Home Holdings - Ohio, LLC	Ownership	100.000	UnitedHealth Group Incorporated	NO	
		00000	27-2399264				Innovative Senior Care Home Health of Philadelphia, LLC	.DE	NIA	Health at Home Holdings - Philadelphia, LLC	Ownership	100.000	UnitedHealth Group Incorporated	NO	
		00000	26-2863172				Innovative Senior Care Home Health of Portland, LLC	.DE	NIA	Health at Home Holdings - Portland, LLC	Ownership	100.000	UnitedHealth Group Incorporated	NO	
		00000	45-2502463				Innovative Senior Care Home Health of Rhode Island, LLC	.DE	NIA	LHCG CCXIV, LLC	Ownership	100.000	UnitedHealth Group Incorporated	NO	
		00000	26-3445898				Innovative Senior Care Home Health of St. Louis, LLC	.DE	NIA	Health at Home Holdings - St. Louis, LLC	Ownership	100.000	UnitedHealth Group Incorporated	NO	
		00000	27-4586855				Innovative Senior Care Home Health of Tulsa, LLC	.DE	NIA	Health at Home Holdings - Tulsa, LLC	Ownership	100.000	UnitedHealth Group Incorporated	NO	
		00000	47-5640889				INOVB Surgical at Memorial City, LLC	.TX	NIA	Memorial City Partners, LLC	Ownership	100.000	UnitedHealth Group Incorporated	NO	
		00000	88-0482274				inPharmative, Inc.	.NV	NIA	OptumRx Health Solutions, LLC	Ownership	100.000	UnitedHealth Group Incorporated	NO	
		00000	45-2563134				Inspiris Medical Services of New Jersey, P.C.	.NJ	NIA	Physician(s) Owned	Influence	0.000	UnitedHealth Group Incorporated	NO	1
		00000	27-1561674				INSPIRIS of Michigan Medical Services, P.C.	.MI	NIA	Physician(s) Owned	Influence	0.000	UnitedHealth Group Incorporated	NO	1
		00000	13-4168739				INSPIRIS of New York Medical Services, P.C.	.NY	NIA	Physician(s) Owned	Influence	0.000	UnitedHealth Group Incorporated	NO	1
		00000	26-2895670				INSPIRIS of Pennsylvania Medical Services, P.C.	.PA	NIA	Physician(s) Owned	Influence	0.000	UnitedHealth Group Incorporated	NO	1
		00000	26-2885572				INSPIRIS of Texas Physician Group	.TX	NIA	Optum Care Services Company	Ownership	100.000	UnitedHealth Group Incorporated	NO	

16.22

STATEMENT AS OF JUNE 30, 2024 OF THE UnitedHealthcare of Wisconsin, Inc.

**SCHEDULE Y**  
**PART 1A - DETAIL OF INSURANCE HOLDING COMPANY SYSTEM**

1	2	3	4	5	6	7	8	9	10	11	12	13	14	15	16
Group Code	Group Name	NAIC Company Code	ID Number	Federal RSSD	CIK	Name of Securities Exchange if Publicly Traded (U.S. or International)	Names of Parent, Subsidiaries Or Affiliates	Domi-ciliary Location	Relation-ship to Reporting Entity	Directly Controlled by (Name of Entity/Person)	Type of Control (Ownership, Board, Management, Attorney-in-Fact, Influence, Other)	If Control is Ownership Provide Percentage	Ultimate Controlling Entity(ies)/Person(s)	Is an SCA Filing Re-quired? (Yes/No)	*
0707	UnitedHealth Group Incorporated	00000	33-0766366				Inspiris, Inc.	DE	NIA	Collaborative Care Holdings, LLC	Ownership	100.000	UnitedHealth Group Incorporated	NO	
		00000	27-2557480				Integrated Behavioral Health, LLC	LA	NIA	Refresh Mental Health, Inc.	Ownership	100.000	UnitedHealth Group Incorporated	NO	
		00000					Integrity Clinical Partners, LLC	MN	NIA	Minnesota Health Care Group, LLC	Ownership	100.000	UnitedHealth Group Incorporated	NO	
		00000	95-0856292				Inter-Hospital Physicians Association, Inc.	OR	NIA	Optum Oregon MSO, LLC	Ownership	100.000	UnitedHealth Group Incorporated	NO	
		11173	22-2321226				International Healthcare Services, Inc.	NJ	IA	Healthplex, Inc.	Ownership	100.000	UnitedHealth Group Incorporated	NO	
		00000					Inverclinco S.A.S.	COL	NIA	CDC Holdings Colombia S.A.S.	Ownership	50.000	UnitedHealth Group Incorporated	NO	
		00000					Inverclinco S.A.S.	COL	NIA	Banmedica Internacional SpA	Ownership	50.000	UnitedHealth Group Incorporated	NO	
		00000	98-1452273				Inversiones Clinicas Santa Maria SpA	CHL	NIA	Banmedica S.A.	Ownership	100.000	UnitedHealth Group Incorporated	NO	
		00000	93-1688504				IPN Optum Care Network, LLC	DE	NIA	Optum Care Networks, Inc.	Ownership	55.000	UnitedHealth Group Incorporated	NO	
		00000	98-1448096				Isapre Banmedica S.A.	CHL	NIA	Clinica Davila y Servicios Medicos S.p.A.	Ownership	0.000	UnitedHealth Group Incorporated	NO	
		00000	98-1448096				Isapre Banmedica S.A.	CHL	NIA	Banmedica S.A.	Ownership	100.000	UnitedHealth Group Incorporated	NO	
		00000	87-0915370				ISCHH of Minneapolis Holdings, LLC	DE	NIA	Health at Home Holdings, LLC	Ownership	100.000	UnitedHealth Group Incorporated	NO	
		00000	26-3042590				Jackson County Home Health, LLC	WV	NIA	LHC HomeCare of West Virginia, LLC	Ownership	100.000	UnitedHealth Group Incorporated	NO	
		00000	26-3375646				Jackson Home Care Services, LLC	DE	NIA	AF-CH-HH, LLC	Ownership	100.000	UnitedHealth Group Incorporated	NO	
		00000	93-1467301				Jacksonville Ambulatory Surgery Center, LLC	FL	NIA	SC Affiliates, LLC	Ownership	100.000	UnitedHealth Group Incorporated	NO	
		00000	26-1806757				Jefferson Regional HomeCare, LLC	AR	NIA	Arkansas Health Care Group, LLC	Ownership	67.000	UnitedHealth Group Incorporated	NO	
		00000	74-2544709				Joliet Surgery Center Limited Partnership	IL	NIA	Surgicare of Joliet, Inc.	Ownership	27.143	UnitedHealth Group Incorporated	NO	2
		00000	26-3013277				Jonathan E. Goldberg, Ph.D., Inc.	MA	NIA	Physician(s) Owned	Influence	0.000	UnitedHealth Group Incorporated	NO	1
		00000	68-0624157				Jordan Ridge Family Medicine, Inc.	DE	NIA	Collaborative Care Services, Inc.	Ownership	100.000	UnitedHealth Group Incorporated	NO	
		00000	26-3388719				Jourdanton Home Care Services, LLC	DE	NIA	AFAM Holding Co, LLC	Ownership	100.000	UnitedHealth Group Incorporated	NO	
		00000	46-4755857				Joyable, Inc.	DE	NIA	AbleTo, Inc.	Ownership	100.000	UnitedHealth Group Incorporated	NO	
		00000	26-3478896				Joyce Marter & Associates, P.C.	IL	NIA	Physician(s) Owned	Influence	0.000	UnitedHealth Group Incorporated	NO	1
		00000	30-0089259				K.P. Counseling, Ltd.	IL	NIA	Physician(s) Owned	Influence	0.000	UnitedHealth Group Incorporated	NO	1
		00000	84-4763920				Kambros, LLC	ID	NIA	Idaho Health Care Group, LLC	Ownership	100.000	UnitedHealth Group Incorporated	NO	
		00000	81-3141435				Katy ASC, LP	TX	NIA	Katy Cardiovascular Services, LP	Ownership	100.000	UnitedHealth Group Incorporated	NO	
		00000	20-5385063				Katy Cardiovascular Services GP, LLC	TX	NIA	Laurus Healthcare, L.P.	Ownership	100.000	UnitedHealth Group Incorporated	NO	
		00000	20-5385366				Katy Cardiovascular Services, LP	TX	NIA	RLS Katy Cardiovascular Services, LP	Ownership	19.170	UnitedHealth Group Incorporated	NO	
		00000	20-5385366				Katy Cardiovascular Services, LP	TX	NIA	Katy Cardiovascular Services GP, LLC	Ownership	0.840	UnitedHealth Group Incorporated	NO	
		00000	76-0386391				Kelsey-Seybold Medical Group, PLLC	TX	NIA	Physician(s) Owned	Influence	0.000	UnitedHealth Group Incorporated	NO	1
		16541	83-2701907				KelseyCare Administrators LLC	TX	IA	KS Management Services, L.L.C.	Ownership	100.000	UnitedHealth Group Incorporated	NO	
		00000	47-4074341				Kentuckiana Clinical Partners, LLC	KY	NIA	Imperium Health Management, LLC	Ownership	100.000	UnitedHealth Group Incorporated	NO	
		00000	47-4035777				Kentucky Accountable Care, LLC	KY	NIA	Imperium Health Management, LLC	Ownership	100.000	UnitedHealth Group Incorporated	NO	
		00000	47-4005600				Kentucky Clinical Partners, LLC	KY	NIA	Imperium Health Management, LLC	Ownership	100.000	UnitedHealth Group Incorporated	NO	
		00000	51-0588603				Kentucky Health Care Group, LLC	KY	NIA	LHC Group, Inc.	Ownership	100.000	UnitedHealth Group Incorporated	NO	
		00000	46-4950585				Kentucky Home Health Care, LLC	KY	NIA	Kentucky Health Care Group, LLC	Ownership	100.000	UnitedHealth Group Incorporated	NO	
		00000	26-4812417				Kentucky HomeCare of Henderson, LLC	KY	NIA	Kentucky Health Care Group, LLC	Ownership	100.000	UnitedHealth Group Incorporated	NO	
		00000	36-4861510				Kentucky In-Home Healthcare Partnership-I, LLC	KY	NIA	In-Home Healthcare Partnership, LLC	Ownership	100.000	UnitedHealth Group Incorporated	NO	
		00000	30-1017396				Kentucky In-Home Healthcare Partnership-II, LLC	KY	NIA	In-Home Healthcare Partnership, LLC	Ownership	100.000	UnitedHealth Group Incorporated	NO	
		00000	35-2592972				Kentucky In-Home Partner-I, LLC	KY	NIA	Kentucky In-Home Healthcare Partnership-I, LLC	Ownership	100.000	UnitedHealth Group Incorporated	NO	
		00000	82-3982951				Kentucky In-Home Partner-II, LLC	KY	NIA	Kentucky Health Care Group, LLC	Ownership	100.000	UnitedHealth Group Incorporated	NO	
00000	46-4923653				Kentucky LV, LLC	KY	NIA	Kentucky Home Health Care, LLC	Ownership	100.000	UnitedHealth Group Incorporated	NO			
00000	93-4405730				Kentucky Physical Therapy Services at Richmond Place, LLC	KY	NIA	Kentucky Health Care Group, LLC	Ownership	100.000	UnitedHealth Group Incorporated	NO			
00000	93-4383947				Kentucky Physical Therapy Services of Lexington, LLC	KY	NIA	Kentucky Health Care Group, LLC	Ownership	100.000	UnitedHealth Group Incorporated	NO			
00000	37-1862951				Key West HHA, LLC	FL	NIA	AF-CH-HH, LLC	Ownership	100.000	UnitedHealth Group Incorporated	NO			
00000	32-0536495				Key West PD, LLC	FL	NIA	AF-CH-HH, LLC	Ownership	100.000	UnitedHealth Group Incorporated	NO			

16.23

STATEMENT AS OF JUNE 30, 2024 OF THE UnitedHealthcare of Wisconsin, Inc.

**SCHEDULE Y**  
**PART 1A - DETAIL OF INSURANCE HOLDING COMPANY SYSTEM**

1	2	3	4	5	6	7	8	9	10	11	12	13	14	15	16
Group Code	Group Name	NAIC Company Code	ID Number	Federal RSSD	CIK	Name of Securities Exchange if Publicly Traded (U.S. or International)	Names of Parent, Subsidiaries Or Affiliates	Domiciliary Location	Relationship to Reporting Entity	Directly Controlled by (Name of Entity/Person)	Type of Control (Ownership, Board, Management, Attorney-in-Fact, Influence, Other)	If Control is Ownership Provide Percentage	Ultimate Controlling Entity(ies)/Person(s)	Is an SCA Filing Required? (Yes/No)	*
		00000	30-0358493				Keys Counseling, Inc.	IN	NIA	Physician(s) Owned	Influence	0.000	UnitedHealth Group Incorporated	NO	1
		00000	83-3134941				Keystone Healthcare Partnership, LLC	PA	NIA	Pennsylvania Health Care Group Holdings, LLC	Ownership	75.000	UnitedHealth Group Incorporated	NO	
		00000	30-0961579				Kirkville Home Care Services, LLC	MO	NIA	AF-CH-HH, LLC	Ownership	100.000	UnitedHealth Group Incorporated	NO	
		00000	38-3940574				Knoxville Home Care Services, LLC	DE	NIA	AF-CH-HH, LLC	Ownership	100.000	UnitedHealth Group Incorporated	NO	
		00000	76-0602862				KS Management Services, L.L.C.	TX	NIA	KSMS Intermediate Holdings II, LLC	Ownership	100.000	UnitedHealth Group Incorporated	NO	
		00000	84-2355006				KS Pharm, LLC	TX	NIA	Kelsey-Seybold Medical Group, PLLC	Ownership	100.000	UnitedHealth Group Incorporated	NO	1
0707	UnitedHealth Group Incorporated	12827	20-5602615				KS Plan Administrators, LLC	TX	IA	KS Management Services, L.L.C.	Ownership	100.000	UnitedHealth Group Incorporated	NO	
		00000	84-2241460				KS SC, LLC	TX	NIA	Kelsey-Seybold Medical Group, PLLC	Ownership	100.000	UnitedHealth Group Incorporated	NO	1
		00000	84-2590138				KSMS Holdings, LLC	TX	NIA	Transformer TX Holdings, LLC	Ownership	100.000	UnitedHealth Group Incorporated	NO	
		00000	84-2598581				KSMS Intermediate Holdings I, LLC	TX	NIA	KSMS Holdings, LLC	Ownership	100.000	UnitedHealth Group Incorporated	NO	
		00000	84-2646230				KSMS Intermediate Holdings II, LLC	TX	NIA	KSMS Intermediate Holdings I, LLC	Ownership	100.000	UnitedHealth Group Incorporated	NO	
		00000					La Esperanza del Perú S.A.	PER	NIA	Pacifico S.A. Entidad Prestadora de Salud	Ownership	100.000	UnitedHealth Group Incorporated	NO	
		00000	81-0704452				La Porte Home Care Services, LLC	DE	NIA	AF-CH-HH, LLC	Ownership	100.000	UnitedHealth Group Incorporated	NO	
		00000	98-1456202				Laboratorio ROE S.A.	PER	NIA	Pacifico S.A. Entidad Prestadora de Salud	Ownership	100.000	UnitedHealth Group Incorporated	NO	
		00000					Laboratorios Médicos Amed Quilpué S.A.	CHL	NIA	Servicios Médicos Amed Quilpué S.A.	Ownership	0.100	UnitedHealth Group Incorporated	NO	
		00000					Laboratorios Médicos Amed Quilpué S.A.	CHL	NIA	Centromed Quilpué S.A.	Ownership	99.900	UnitedHealth Group Incorporated	NO	
		00000	47-4444414				Lake Charles Ambulatory Surgery Center, LP	TX	NIA	Cardiac Cath Lab of Lake Charles, LP	Ownership	100.000	UnitedHealth Group Incorporated	NO	2
		00000	27-3073250				Lakeland Home Care Services, LLC	DE	NIA	AFAM Holding Co II, LLC	Ownership	100.000	UnitedHealth Group Incorporated	NO	
		00000	26-3376587				Lancaster Home Care Services, LLC	DE	NIA	AFAM Holding Co, LLC	Ownership	100.000	UnitedHealth Group Incorporated	NO	
		00000	82-5437916				Landmark Group Holdings, LLC	DE	NIA	Laser Acquisition Holdings III, LLC	Ownership	100.000	UnitedHealth Group Incorporated	NO	
		00000	36-4785073				Landmark Health NY IPA, LLC	NY	NIA	Landmark Health, LLC	Ownership	100.000	UnitedHealth Group Incorporated	NO	
		00000	37-1774991				Landmark Health NY PO, LLC	DE	NIA	Landmark Health, LLC	Ownership	100.000	UnitedHealth Group Incorporated	NO	
		00000	35-2547489				Landmark Health of California, LLC	DE	NIA	Landmark Health, LLC	Ownership	100.000	UnitedHealth Group Incorporated	NO	
		00000	35-2616929				Landmark Health of Massachusetts, LLC	DE	NIA	Landmark Health, LLC	Ownership	100.000	UnitedHealth Group Incorporated	NO	
		00000	37-1880434				Landmark Health of North Carolina, LLC	NC	NIA	Landmark MSO, LLC	Ownership	100.000	UnitedHealth Group Incorporated	NO	
		00000	38-3952354				Landmark Health of Oregon, LLC	DE	NIA	Landmark Health, LLC	Ownership	100.000	UnitedHealth Group Incorporated	NO	
		00000	61-1781940				Landmark Health of Pennsylvania, LLC	DE	NIA	Landmark Health, LLC	Ownership	100.000	UnitedHealth Group Incorporated	NO	
		00000	61-1752988				Landmark Health of Washington, LLC	DE	NIA	Landmark Health, LLC	Ownership	100.000	UnitedHealth Group Incorporated	NO	
		00000					Landmark Health Technologies Private Limited	IND	NIA	UnitedHealth International, Inc.	Ownership	0.010	UnitedHealth Group Incorporated	NO	
		00000					Landmark Health Technologies Private Limited	IND	NIA	Optum Global Solutions (India) Private Limited	Ownership	99.990	UnitedHealth Group Incorporated	NO	
		00000	46-3015502				Landmark Health, LLC	DE	NIA	Landmark Group Holdings, LLC	Ownership	100.000	UnitedHealth Group Incorporated	NO	
		00000	37-1776229				Landmark India, LLC	DE	NIA	Landmark Health, LLC	Ownership	100.000	UnitedHealth Group Incorporated	NO	
		00000	85-0997438				Landmark Medical of Arkansas, P.A.	AR	NIA	Physician(s) Owned	Influence	0.000	UnitedHealth Group Incorporated	NO	1
		00000	47-4553619				Landmark Medical of California, PC	CA	NIA	Physician(s) Owned	Influence	0.000	UnitedHealth Group Incorporated	NO	1
		00000	83-2295301				Landmark Medical of Connecticut, PC	CT	NIA	Physician(s) Owned	Influence	0.000	UnitedHealth Group Incorporated	NO	1
		00000	85-0838149				Landmark Medical of Florida, P.A.	FL	NIA	Physician(s) Owned	Influence	0.000	UnitedHealth Group Incorporated	NO	1
		00000	92-0496439				Landmark Medical of Idaho, PC	ID	NIA	Physician(s) Owned	Influence	0.000	UnitedHealth Group Incorporated	NO	1
		00000	82-4633545				Landmark Medical of Kansas, P.A.	KS	NIA	Physician(s) Owned	Influence	0.000	UnitedHealth Group Incorporated	NO	1
		00000	82-4881602				Landmark Medical of Kentucky, PSC	KY	NIA	Physician(s) Owned	Influence	0.000	UnitedHealth Group Incorporated	NO	1
		00000	82-4881732				Landmark Medical of Louisiana, a Professional Corporation	LA	NIA	Physician(s) Owned	Influence	0.000	UnitedHealth Group Incorporated	NO	1
		00000	81-5364097				Landmark Medical of Massachusetts, PLLC	MA	NIA	Physician(s) Owned	Influence	0.000	UnitedHealth Group Incorporated	NO	1
		00000	86-3599871				Landmark Medical of Michigan, P.C.	MI	NIA	Physician(s) Owned	Influence	0.000	UnitedHealth Group Incorporated	NO	1
		00000	82-5084178				Landmark Medical of Mississippi, P.C.	MS	NIA	Physician(s) Owned	Influence	0.000	UnitedHealth Group Incorporated	NO	1
		00000	82-4857713				Landmark Medical of Missouri, P.C.	MO	NIA	Physician(s) Owned	Influence	0.000	UnitedHealth Group Incorporated	NO	1
		00000	85-1174070				Landmark Medical of New Hampshire, P.C.	NH	NIA	Physician(s) Owned	Influence	0.000	UnitedHealth Group Incorporated	NO	1



STATEMENT AS OF JUNE 30, 2024 OF THE UnitedHealthcare of Wisconsin, Inc.

**SCHEDULE Y**  
**PART 1A - DETAIL OF INSURANCE HOLDING COMPANY SYSTEM**

1	2	3	4	5	6	7	8	9	10	11	12	13	14	15	16
Group Code	Group Name	NAIC Company Code	ID Number	Federal RSSD	CIK	Name of Securities Exchange if Publicly Traded (U.S. or International)	Names of Parent, Subsidiaries Or Affiliates	Domi-ciliary Location	Relation-ship to Reporting Entity	Directly Controlled by (Name of Entity/Person)	Type of Control (Ownership, Board, Management, Attorney-in-Fact, Influence, Other)	If Control is Ownership Provide Percentage	Ultimate Controlling Entity(ies)/Person(s)	Is an SCA Filing Re-quired? (Yes/No)	*
		00000	82-4256752				Landmark Medical of North Carolina, P.C. .... Landmark Medical of Ohio, Professional Corporation .....	..NC..... ..OH.....	.....NIA..... .....NIA.....	Physician(s) Owned ..... Physician(s) Owned .....	Influence..... Influence.....	0.000 0.000	UnitedHealth Group Incorporated .....	....NO.....	....1.....
		00000	82-4864947				Landmark Medical of Oregon, PC .....	..OR.....	.....NIA.....	Physician(s) Owned .....	Influence.....	0.000	UnitedHealth Group Incorporated .....	....NO.....	....1.....
		00000	81-1605378				Landmark Medical of Pennsylvania, PC .....	..PA.....	.....NIA.....	Physician(s) Owned .....	Influence.....	0.000	UnitedHealth Group Incorporated .....	....NO.....	....1.....
		00000	84-2830065				Landmark Medical of Rhode Island, PC .....	..RI.....	.....NIA.....	Physician(s) Owned .....	Influence.....	0.000	UnitedHealth Group Incorporated .....	....NO.....	....1.....
		00000	30-1288593				Landmark Medical of Tennessee, PC .....	..TN.....	.....NIA.....	Physician(s) Owned .....	Influence.....	0.000	UnitedHealth Group Incorporated .....	....NO.....	....1.....
		00000	83-2296389				Landmark Medical of Texas, PA .....	..TX.....	.....NIA.....	Physician(s) Owned .....	Influence.....	0.000	UnitedHealth Group Incorporated .....	....NO.....	....1.....
		00000	84-2660339				Landmark Medical of Utah, PC .....	..UT.....	.....NIA.....	Physician(s) Owned .....	Influence.....	0.000	UnitedHealth Group Incorporated .....	....NO.....	....1.....
		00000	85-0839774				Landmark Medical of Virginia, P.C. ....	..VA.....	.....NIA.....	Physician(s) Owned .....	Influence.....	0.000	UnitedHealth Group Incorporated .....	....NO.....	....1.....
		00000	47-3028655				Landmark Medical of Washington, PC .....	..WA.....	.....NIA.....	Physician(s) Owned .....	Influence.....	0.000	UnitedHealth Group Incorporated .....	....NO.....	....1.....
		00000	47-1588943				Landmark Medical, P.C. ....	..NY.....	.....NIA.....	Physician(s) Owned .....	Influence.....	0.000	UnitedHealth Group Incorporated .....	....NO.....	....1.....
		00000	32-0446592				Landmark MSO, LLC .....	..DE.....	.....NIA.....	Landmark Health, LLC .....	Ownership.....	100.000	UnitedHealth Group Incorporated .....	....NO.....	....1.....
		00000	85-3189716				Landmark Primary Care, LLC .....	..DE.....	.....NIA.....	Landmark Health, LLC .....	Ownership.....	100.000	UnitedHealth Group Incorporated .....	....NO.....	....1.....
		00000	01-0676737				Laser Acquisition Holdings III, LLC .....	..DE.....	.....NIA.....	OptumHealth Holdings, LLC .....	Ownership.....	100.000	UnitedHealth Group Incorporated .....	....NO.....	....1.....
		00000	16-1626542				Laurus Healthcare GP, LLC .....	..TX.....	.....NIA.....	NCP Healthcare Holdings, Inc. ....	Ownership.....	100.000	UnitedHealth Group Incorporated .....	....NO.....	....1.....
		00000	01-0676740				Laurus Healthcare Management Company .....	..TX.....	.....NIA.....	Laurus Healthcare, L.P. ....	Ownership.....	100.000	UnitedHealth Group Incorporated .....	....NO.....	....1.....
		00000	01-0676740				Laurus Healthcare, L.P. ....	..TX.....	.....NIA.....	Laurus Healthcare GP, LLC .....	Ownership.....	0.670	UnitedHealth Group Incorporated .....	....NO.....	....1.....
		00000	68-0582953				Laurus High Plains Surgery Center, LP .....	..TX.....	.....NIA.....	NCP Healthcare Holdings, Inc. ....	Ownership.....	99.330	UnitedHealth Group Incorporated .....	....NO.....	....1.....
		00000	68-0582953				Laurus High Plains Surgery Center, LP .....	..TX.....	.....NIA.....	Laurus Healthcare GP, LLC .....	Ownership.....	0.010	UnitedHealth Group Incorporated .....	....NO.....	....1.....
		00000	81-3732334				LDI Holding Company, LLC .....	..DE.....	.....NIA.....	Laurus Healthcare, L.P. ....	Ownership.....	99.990	UnitedHealth Group Incorporated .....	....NO.....	....1.....
		00000	20-1257620				Leaf River Home Health Care, LLC .....	..MS.....	.....NIA.....	Diplomat Pharmacy, Inc. ....	Ownership.....	100.000	UnitedHealth Group Incorporated .....	....NO.....	....1.....
		00000	81-3741657				Leehar Distributors, LLC .....	..DE.....	.....NIA.....	Mississippi Health Care Group, LLC .....	Ownership.....	100.000	UnitedHealth Group Incorporated .....	....NO.....	....1.....
		00000	32-0543788				Level2 Health Holdings, Inc. ....	..DE.....	.....NIA.....	LDI Holding Company, LLC .....	Ownership.....	100.000	UnitedHealth Group Incorporated .....	....NO.....	....1.....
		00000	82-3161933				Level2 Health IPA, LLC .....	..DE.....	.....NIA.....	UnitedHealthcare, Inc. ....	Ownership.....	100.000	UnitedHealth Group Incorporated .....	....NO.....	....1.....
		00000	82-3130872				Level2 Health Management, LLC .....	..DE.....	.....NIA.....	Level2 Health Holdings, Inc. ....	Ownership.....	100.000	UnitedHealth Group Incorporated .....	....NO.....	....1.....
		00000	84-5003916				Level2 Medical Services, P.A. ....	..DE.....	.....NIA.....	Level2 Health Holdings, Inc. ....	Ownership.....	100.000	UnitedHealth Group Incorporated .....	....NO.....	....1.....
		00000	87-2684015				Level2 Medical Services, P.A. New Jersey .....	..NJ.....	.....NIA.....	Physician(s) Owned .....	Influence.....	0.000	UnitedHealth Group Incorporated .....	....NO.....	....1.....
		00000	87-2600511				Level2 Medical Services, P.C. Alaska .....	..AK.....	.....NIA.....	Physician(s) Owned .....	Influence.....	0.000	UnitedHealth Group Incorporated .....	....NO.....	....1.....
		00000	92-1153396				Level2 Medical Services, P.C. California .....	..CA.....	.....NIA.....	Physician(s) Owned .....	Influence.....	0.000	UnitedHealth Group Incorporated .....	....NO.....	....1.....
		00000	87-0989804				Level2 Medical Services, P.C. Utah .....	..UT.....	.....NIA.....	Physician(s) Owned .....	Influence.....	0.000	UnitedHealth Group Incorporated .....	....NO.....	....1.....
		00000	61-1028180				Lexington Surgery Center, Ltd. ....	..KY.....	.....NIA.....	Physician(s) Owned .....	Influence.....	0.000	UnitedHealth Group Incorporated .....	....NO.....	....1.....
		00000	36-3468942				LGH-A/Golf ASTC, L.L.C. ....	..IL.....	.....NIA.....	Surgery Center of Lexington, LLC .....	Ownership.....	68.300	UnitedHealth Group Incorporated .....	....NO.....	....2.....
		00000	93-2898181				LHC California Home Health I, LLC .....	..DE.....	.....NIA.....	Advocate-SCA Partners, LLC .....	Ownership.....	49.000	UnitedHealth Group Incorporated .....	....NO.....	....2.....
		00000	86-2405954				LHC Group Health Clinic, LLC .....	..LA.....	.....NIA.....	California Health Care Group, LLC .....	Ownership.....	100.000	UnitedHealth Group Incorporated .....	....NO.....	....1.....
		00000	81-2871053				LHC Group Pharmaceutical Services II, LLC .....	..LA.....	.....NIA.....	Louisiana Health Care Group, L.L.C. ....	Ownership.....	100.000	UnitedHealth Group Incorporated .....	....NO.....	....1.....
		00000	81-5023883				LHC Group Pharmaceutical Services III, LLC .....	..LA.....	.....NIA.....	LHC Group, Inc. ....	Ownership.....	100.000	UnitedHealth Group Incorporated .....	....NO.....	....1.....
		00000	83-0375302				LHC Group Pharmaceutical Services, L.L.C. ....	..LA.....	.....NIA.....	LHC Group, Inc. ....	Ownership.....	100.000	UnitedHealth Group Incorporated .....	....NO.....	....1.....
		00000	84-4689378				LHC Group Recruiting & Training Center, LLC .....	..DE.....	.....NIA.....	LHC Group, Inc. ....	Ownership.....	100.000	UnitedHealth Group Incorporated .....	....NO.....	....1.....
		00000	71-0918189				LHC Group, Inc. ....	..DE.....	.....NIA.....	LHC Group, Inc. ....	Ownership.....	100.000	UnitedHealth Group Incorporated .....	....NO.....	....1.....
		00000	20-3840328				LHC Health Care Group of Florida, LLC .....	..FL.....	.....NIA.....	UnitedHealth Group Incorporated .....	Ownership.....	100.000	UnitedHealth Group Incorporated .....	....NO.....	....1.....
		00000					LHC Home Health Care Group of Michigan, LLC .....	..MI.....	.....NIA.....	LHC Group, Inc. ....	Ownership.....	100.000	UnitedHealth Group Incorporated .....	....NO.....	....1.....
		00000	51-0588604				LHC HomeCare - Lifeline, LLC .....	..KY.....	.....NIA.....	LHC Group, Inc. ....	Ownership.....	100.000	UnitedHealth Group Incorporated .....	....NO.....	....1.....
		00000	26-2678253				LHC HomeCare of Tennessee, LLC .....	..TN.....	.....NIA.....	Tennessee Health Care Group, LLC .....	Ownership.....	100.000	UnitedHealth Group Incorporated .....	....NO.....	....1.....
		00000	26-3042468				LHC HomeCare of West Virginia, LLC .....	..WV.....	.....NIA.....	West Virginia Health Care Group, LLC .....	Ownership.....	100.000	UnitedHealth Group Incorporated .....	....NO.....	....1.....
		00000	93-3359035				LHC Loveland Home Health I, LLC .....	..DE.....	.....NIA.....	Colorado Health Care Group, LLC .....	Ownership.....	100.000	UnitedHealth Group Incorporated .....	....NO.....	....1.....

16.25

STATEMENT AS OF JUNE 30, 2024 OF THE UnitedHealthcare of Wisconsin, Inc.

**SCHEDULE Y**  
**PART 1A - DETAIL OF INSURANCE HOLDING COMPANY SYSTEM**

1	2	3	4	5	6	7	8	9	10	11	12	13	14	15	16
Group Code	Group Name	NAIC Company Code	ID Number	Federal RSSD	CIK	Name of Securities Exchange if Publicly Traded (U.S. or International)	Names of Parent, Subsidiaries Or Affiliates	Domi-ciliary Location	Relation-ship to Reporting Entity	Directly Controlled by (Name of Entity/Person)	Type of Control (Ownership, Board, Management, Attorney-in-Fact, Influence, Other)	If Control is Ownership Provide Percentage	Ultimate Controlling Entity(ies)/Person(s)	Is an SCA Filing Re-quired? (Yes/No)	*
		00000	99-2735771				LHC Lufkin Home Health I, LLC	TX	NIA	Southwest Post-Acute Care Partnership, LLC	Ownership	100.000	UnitedHealth Group Incorporated	NO	
		00000	99-2735959				LHC Onalaska Home Health I, LLC LHC Physician Services of West Virginia, LLC	TX	NIA	Southwest Post-Acute Care Partnership, LLC	Ownership	100.000	UnitedHealth Group Incorporated	NO	
		00000	47-5307153				LHC Physician Services, LLC	WV	NIA	LHC Physician Services, LLC	Ownership	100.000	UnitedHealth Group Incorporated	NO	
		00000	47-5289323				LHC Physician Services, LLC	LA	NIA	LHC Group, Inc.	Ownership	100.000	UnitedHealth Group Incorporated	NO	
		00000	20-8308248				LHC Real Estate I, LLC	LA	NIA	LHC Group, Inc.	Ownership	100.000	UnitedHealth Group Incorporated	NO	
		00000	47-4185991				LHC Real Estate II, LLC	LA	NIA	LHC Group, Inc.	Ownership	100.000	UnitedHealth Group Incorporated	NO	
		00000	82-1229536				LHCG C, LLC	MS	NIA	LHCG LXXXVIII, LLC	Ownership	100.000	UnitedHealth Group Incorporated	NO	
		00000	87-1012762				LHCG CCI, LLC	VA	NIA	Virginia Health Care Group, LLC	Ownership	100.000	UnitedHealth Group Incorporated	NO	
		00000	86-3803711				LHCG CCII, LLC	AZ	NIA	Arizona Health Care Group, LLC Southwest Post-Acute Care Partnership, LLC	Ownership	100.000	UnitedHealth Group Incorporated	NO	
		00000	87-0969466				LHCG CCIII, LLC	LA	NIA	Southwest Post-Acute Care Partnership, LLC	Ownership	100.000	UnitedHealth Group Incorporated	NO	
		00000	87-2102125				LHCG CCIV, LLC	VA	NIA	Virginia Health Care Group, LLC	Ownership	100.000	UnitedHealth Group Incorporated	NO	
		00000	88-3216389				LHCG CCIX, LLC	NJ	NIA	New Jersey Health Care Group, LLC	Ownership	100.000	UnitedHealth Group Incorporated	NO	
		00000	87-1462016				LHCG CCV, LLC	LA	NIA	Louisiana Health Care Group, L.L.C.	Ownership	100.000	UnitedHealth Group Incorporated	NO	
		00000	87-2061014				LHCG CCVI, LLC	AL	NIA	Alabama Health Care Group, LLC	Ownership	100.000	UnitedHealth Group Incorporated	NO	
		00000	87-1639987				LHCG CCVII, LLC	OH	NIA	Ohio Health Care Group, LLC	Ownership	100.000	UnitedHealth Group Incorporated	NO	
		00000	87-1640079				LHCG CCVIII, LLC	OH	NIA	Ohio Health Care Group, LLC	Ownership	100.000	UnitedHealth Group Incorporated	NO	
		00000	87-2695298				LHCG CCX, LLC	FL	NIA	LHC Health Care Group of Florida, LLC	Ownership	100.000	UnitedHealth Group Incorporated	NO	
		00000	87-3086258				LHCG CCXI, LLC	NJ	NIA	New Jersey Health Care Group, LLC	Ownership	100.000	UnitedHealth Group Incorporated	NO	
		00000					LHCG CCXII, LLC	NJ	NIA	New Jersey Health Care Group, LLC	Ownership	100.000	UnitedHealth Group Incorporated	NO	
		00000	87-3155545				LHCG CCXIII, LLC	LA	NIA	Southwest Post-Acute Care Partnership, LLC	Ownership	100.000	UnitedHealth Group Incorporated	NO	
		00000	87-3076026				LHCG CCXIV, LLC	RI	NIA	Tennessee Health Care Group, LLC	Ownership	100.000	UnitedHealth Group Incorporated	NO	
		00000	87-4106973				LHCG CCXV, LLC	NJ	NIA	New Jersey Health Care Group, LLC Southwest Post-Acute Care Partnership, LLC	Ownership	100.000	UnitedHealth Group Incorporated	NO	
		00000	88-0582397				LHCG CCXVI, LLC	LA	NIA	Southwest Post-Acute Care Partnership, LLC	Ownership	100.000	UnitedHealth Group Incorporated	NO	
		00000	88-2549028				LHCG CCXVII, LLC	NJ	NIA	New Jersey Health Care Group, LLC	Ownership	100.000	UnitedHealth Group Incorporated	NO	
		00000	88-4310496				LHCG CCXVIII, LLC	NJ	NIA	New Jersey Health Care Group, LLC	Ownership	100.000	UnitedHealth Group Incorporated	NO	
		00000	88-1480329				LHCG CCXX, LLC	AZ	NIA	Arizona Health Care Group, LLC	Ownership	100.000	UnitedHealth Group Incorporated	NO	
		00000					LHCG CCXXI, LLC	AZ	NIA	Arizona Health Care Group, LLC	Ownership	100.000	UnitedHealth Group Incorporated	NO	
		00000	88-0998942				LHCG CCXXII, LLC	GA	NIA	Southern Georgia Partnership, LLC	Ownership	100.000	UnitedHealth Group Incorporated	NO	
		00000	88-3537696				LHCG CCXXIV, LLC	MD	NIA	Maryland Intermediary-I, LLC	Ownership	100.000	UnitedHealth Group Incorporated	NO	
		00000	88-3537979				LHCG CCXXV, LLC	MD	NIA	Maryland Intermediary-III, LLC	Ownership	100.000	UnitedHealth Group Incorporated	NO	
		00000	88-3281766				LHCG CCXXVI, LLC	GA	NIA	Georgia Health Care Group, L.L.C.	Ownership	100.000	UnitedHealth Group Incorporated	NO	
		00000	88-3285752				LHCG CCXXVII, LLC	GA	NIA	Georgia Health Care Group, L.L.C.	Ownership	100.000	UnitedHealth Group Incorporated	NO	
		00000	88-3303273				LHCG CCXXVIII, LLC	GA	NIA	Georgia Health Care Group, L.L.C.	Ownership	100.000	UnitedHealth Group Incorporated	NO	
		00000	92-0578697				LHCG CCXXX, LLC	TN	NIA	West Tennessee HomeCare, LLC	Ownership	100.000	UnitedHealth Group Incorporated	NO	
		00000	92-1741428				LHCG CCXXXI, LLC	DE	NIA	Delaware Health Care Group, LLC	Ownership	100.000	UnitedHealth Group Incorporated	NO	
		00000	92-3591019				LHCG CCXXXIII, LLC	TX	NIA	Southwest Post-Acute Care Partnership, LLC	Ownership	100.000	UnitedHealth Group Incorporated	NO	
		00000	92-3832140				LHCG CCXXXIV, LLC	TX	NIA	Texas Health Care Group, L.L.C.	Ownership	100.000	UnitedHealth Group Incorporated	NO	
		00000	92-3828235				LHCG CCXXXV, LLC	TX	NIA	Texas Health Care Group, L.L.C.	Ownership	100.000	UnitedHealth Group Incorporated	NO	
		00000	82-1487800				LHCG CII, LLC	AR	NIA	Arkansas Health Care Group, LLC	Ownership	100.000	UnitedHealth Group Incorporated	NO	
		00000	82-1639945				LHCG CIV, LLC	AR	NIA	Arkansas Health Care Group, LLC	Ownership	100.000	UnitedHealth Group Incorporated	NO	
		00000	82-2084222				LHCG CIX, LLC	LA	NIA	Southwest Post-Acute Care Partnership, LLC	Ownership	100.000	UnitedHealth Group Incorporated	NO	

STATEMENT AS OF JUNE 30, 2024 OF THE UnitedHealthcare of Wisconsin, Inc.

**SCHEDULE Y**  
**PART 1A - DETAIL OF INSURANCE HOLDING COMPANY SYSTEM**

1	2	3	4	5	6	7	8	9	10	11	12	13	14	15	16
Group Code	Group Name	NAIC Company Code	ID Number	Federal RSSD	CIK	Name of Securities Exchange if Publicly Traded (U.S. or International)	Names of Parent, Subsidiaries Or Affiliates	Domi-ciliary Location	Relation-ship to Reporting Entity	Directly Controlled by (Name of Entity/Person)	Type of Control (Ownership, Board, Management, Attorney-in-Fact, Influence, Other)	If Control is Ownership Provide Percentage	Ultimate Controlling Entity(ies)/Person(s)	Is an SCA Filing Re-quired? (Yes/No)	*
		00000	84-2121644				LHCG CL, LLC	MD	NIA	Maryland Health Care Group, LLC Southwest Post-Acute Care Partnership, LLC	Ownership	100.000	UnitedHealth Group Incorporated	NO	
		00000	85-1221268				LHCG CLI, LLC	TX	NIA		Ownership	100.000	UnitedHealth Group Incorporated	NO	
		00000	84-3325549				LHCG CLII, LLC	NV	NIA	Nevada Health Care Group, LLC	Ownership	100.000	UnitedHealth Group Incorporated	NO	
		00000	84-4776234				LHCG CLIII, LLC	FL	NIA	Central Florida Partnership, LLC	Ownership	100.000	UnitedHealth Group Incorporated	NO	
		00000	84-4776384				LHCG CLIV, LLC	FL	NIA	Central Florida Partnership, LLC	Ownership	100.000	UnitedHealth Group Incorporated	NO	
		00000	84-4829877				LHCG CLV, LLC	TX	NIA	Texas Health Care Group, L.L.C.	Ownership	100.000	UnitedHealth Group Incorporated	NO	
		00000	84-4829979				LHCG CLVI, LLC	FL	NIA	Central Florida Partnership, LLC	Ownership	100.000	UnitedHealth Group Incorporated	NO	
		00000	85-0778549				LHCG CLVII, LLC	FL	NIA	Central Florida Partnership, LLC	Ownership	100.000	UnitedHealth Group Incorporated	NO	
		00000	84-4811662				LHCG CLVIII, LLC	GA	NIA	Georgia Health Care Group, L.L.C.	Ownership	100.000	UnitedHealth Group Incorporated	NO	
		00000	85-0792455				LHCG CLX, LLC	FL	NIA	Central Florida Partnership, LLC	Ownership	100.000	UnitedHealth Group Incorporated	NO	
		00000	85-0788038				LHCG CLXI, LLC	GA	NIA	SunCrest Home Health of Georgia, Inc.	Ownership	67.000	UnitedHealth Group Incorporated	NO	
		00000	85-2210023				LHCG CLXII, LLC	TN	NIA	LHCG LXXXVIII, LLC	Ownership	100.000	UnitedHealth Group Incorporated	NO	
		00000	85-1724529				LHCG CLXIII, LLC	CO	NIA	Colorado Health Care Group, LLC	Ownership	100.000	UnitedHealth Group Incorporated	NO	
		00000	85-2474241				LHCG CLXIV, LLC	GA	NIA	Eastern Georgia Partnership, LLC	Ownership	100.000	UnitedHealth Group Incorporated	NO	
		00000	85-2788913				LHCG CLXIX, LLC	LA	NIA	Louisiana Health Care Group, L.L.C.	Ownership	100.000	UnitedHealth Group Incorporated	NO	
		00000	85-2474342				LHCG CLXV, LLC	GA	NIA	Eastern Georgia Partnership, LLC	Ownership	100.000	UnitedHealth Group Incorporated	NO	
		00000	85-2501394				LHCG CLXVI, LLC	SC	NIA	Eastern Georgia Partnership, LLC	Ownership	100.000	UnitedHealth Group Incorporated	NO	
		00000	85-4059504				LHCG CLXVII, LLC	AR	NIA	Arkansas Health Care Group, LLC	Ownership	100.000	UnitedHealth Group Incorporated	NO	
		00000	85-3678555				LHCG CLXVIII, LLC	AR	NIA	Arkansas Health Care Group, LLC	Ownership	100.000	UnitedHealth Group Incorporated	NO	
		00000	85-3439557				LHCG CLXX, LLC	OK	NIA	Oklahoma Health Care Group, LLC	Ownership	100.000	UnitedHealth Group Incorporated	NO	
		00000	85-3371141				LHCG CLXXI, LLC	AZ	NIA	Arizona Health Care Group, LLC	Ownership	100.000	UnitedHealth Group Incorporated	NO	
		00000	85-3371400				LHCG CLXXII, LLC	AZ	NIA	Arizona Health Care Group, LLC	Ownership	100.000	UnitedHealth Group Incorporated	NO	
		00000	85-3597496				LHCG CLXXIII, LLC	WY	NIA	Wyoming Health Care Group, LLC	Ownership	100.000	UnitedHealth Group Incorporated	NO	
		00000	85-3597612				LHCG CLXXIV, LLC	WY	NIA	Wyoming Health Care Group, LLC	Ownership	100.000	UnitedHealth Group Incorporated	NO	
		00000	85-3788593				LHCG CLXXIX, LLC	NC	NIA	North Carolina Health Care Group, LLC	Ownership	100.000	UnitedHealth Group Incorporated	NO	
		00000	85-3597859				LHCG CLXXV, LLC	WY	NIA	Wyoming Health Care Group, LLC	Ownership	100.000	UnitedHealth Group Incorporated	NO	
		00000	85-3598017				LHCG CLXXVI, LLC	WY	NIA	Wyoming Health Care Group, LLC	Ownership	100.000	UnitedHealth Group Incorporated	NO	
		00000	85-3620785				LHCG CLXXVII, LLC	WY	NIA	Wyoming Health Care Group, LLC	Ownership	100.000	UnitedHealth Group Incorporated	NO	
		00000	85-3621349				LHCG CLXXVIII, LLC	WY	NIA	Wyoming Health Care Group, LLC	Ownership	100.000	UnitedHealth Group Incorporated	NO	
		00000	85-3844534				LHCG CLXXX, LLC	AK	NIA	LHC Group, Inc.	Ownership	100.000	UnitedHealth Group Incorporated	NO	
		00000	85-3844569				LHCG CLXXXI, LLC	AK	NIA	LHC Group, Inc.	Ownership	100.000	UnitedHealth Group Incorporated	NO	
		00000	86-1418678				LHCG CLXXXIX, LLC	RI	NIA	Rhode Island Health Care Group, LLC	Ownership	100.000	UnitedHealth Group Incorporated	NO	
		00000	85-3845250				LHCG CLXXXV, LLC	WA	NIA	Washington Health Care Group, LLC	Ownership	100.000	UnitedHealth Group Incorporated	NO	
		00000	85-3864696				LHCG CLXXXVI, LLC	WA	NIA	Washington Health Care Group, LLC	Ownership	100.000	UnitedHealth Group Incorporated	NO	
		00000					LHCG CLXXXVIII, LLC	CO	NIA	Colorado Health Care Group, LLC	Ownership	100.000	UnitedHealth Group Incorporated	NO	
		00000	82-1661632				LHCG CV, LLC	AR	NIA	Arkansas Health Care Group, LLC Southwest Post-Acute Care Partnership, LLC	Ownership	100.000	UnitedHealth Group Incorporated	NO	
		00000	82-2020284				LHCG CVI, LLC	LA	NIA	Southwest Post-Acute Care Partnership, LLC	Ownership	100.000	UnitedHealth Group Incorporated	NO	
		00000	82-2044952				LHCG CVII, LLC	LA	NIA	Southwest Post-Acute Care Partnership, LLC	Ownership	100.000	UnitedHealth Group Incorporated	NO	
		00000	82-1666299				LHCG CVIII, LLC	LA	NIA	Southwest Post-Acute Care Partnership, LLC	Ownership	100.000	UnitedHealth Group Incorporated	NO	
		00000	82-2098229				LHCG CX, LLC	LA	NIA		Ownership	100.000	UnitedHealth Group Incorporated	NO	
		00000	86-1394064				LHCG CX, LLC	TN	NIA	LHCG LXXXVIII, LLC	Ownership	100.000	UnitedHealth Group Incorporated	NO	
		00000	86-2876981				LHCG CXCI, LLC	MO	NIA	LHCG CXXXIII, LLC	Ownership	100.000	UnitedHealth Group Incorporated	NO	
		00000	86-2320979				LHCG CXCI, LLC	MA	NIA	Massachusetts Health Care Group, LLC	Ownership	100.000	UnitedHealth Group Incorporated	NO	

STATEMENT AS OF JUNE 30, 2024 OF THE UnitedHealthcare of Wisconsin, Inc.

**SCHEDULE Y**  
**PART 1A - DETAIL OF INSURANCE HOLDING COMPANY SYSTEM**

1	2	3	4	5	6	7	8	9	10	11	12	13	14	15	16
Group Code	Group Name	NAIC Company Code	ID Number	Federal RSSD	CIK	Name of Securities Exchange if Publicly Traded (U.S. or International)	Names of Parent, Subsidiaries Or Affiliates	Domi-ciliary Location	Relation-ship to Reporting Entity	Directly Controlled by (Name of Entity/Person)	Type of Control (Ownership, Board, Management, Attorney-in-Fact, Influence, Other)	If Control is Ownership Provide Percentage	Ultimate Controlling Entity(ies)/Person(s)	Is an SCA Filing Re-quired? (Yes/No)	*
		00000	86-2900948				LHCG CXCI I, LLC	TX	NIA	Texas Health Care Group, L.L.C.	Ownership	100.000	UnitedHealth Group Incorporated	NO	
		00000	86-2947633				LHCG CXCI V, LLC	TX	NIA	Texas Health Care Group, L.L.C.	Ownership	100.000	UnitedHealth Group Incorporated	NO	
		00000	87-0821919				LHCG CXCI X, LLC	VA	NIA	Virginia Health Care Group, LLC	Ownership	100.000	UnitedHealth Group Incorporated	NO	
		00000	86-3319565				LHCG CXCV, LLC	MS	NIA	Mississippi Health Care Group, LLC	Ownership	100.000	UnitedHealth Group Incorporated	NO	
		00000	86-3803591				LHCG CXCVI, LLC	AZ	NIA	Arizona Health Care Group, LLC	Ownership	100.000	UnitedHealth Group Incorporated	NO	
		00000	86-3859120				LHCG CXCVII, LLC	IN	NIA	Indiana Health Care Group, LLC	Ownership	100.000	UnitedHealth Group Incorporated	NO	
		00000	87-0821493				LHCG CXCVIII, LLC	VA	NIA	Virginia Health Care Group, LLC Southwest Post-Acute Care Partnership, LLC	Ownership	100.000	UnitedHealth Group Incorporated	NO	
		00000	82-2140184				LHCG CXI, LLC	TX	NIA	Southwest Post-Acute Care Partnership, LLC	Ownership	100.000	UnitedHealth Group Incorporated	NO	
		00000	82-2146037				LHCG CXII, LLC	TX	NIA	Southwest Post-Acute Care Partnership, LLC	Ownership	100.000	UnitedHealth Group Incorporated	NO	
		00000	82-2159030				LHCG CXIII, LLC	TX	NIA	Southwest Post-Acute Care Partnership, LLC	Ownership	100.000	UnitedHealth Group Incorporated	NO	
		00000	82-2174970				LHCG CXIV, LLC	TX	NIA	Southwest Post-Acute Care Partnership, LLC	Ownership	100.000	UnitedHealth Group Incorporated	NO	
		00000	83-3146056				LHCG CXL, LLC	PA	NIA	Keystone Healthcare Partnership, LLC	Ownership	100.000	UnitedHealth Group Incorporated	NO	
		00000	83-3187481				LHCG CXL I, LLC	PA	NIA	Keystone Healthcare Partnership, LLC	Ownership	100.000	UnitedHealth Group Incorporated	NO	
		00000	83-3233710				LHCG CXLII, LLC	PA	NIA	Keystone Healthcare Partnership, LLC	Ownership	100.000	UnitedHealth Group Incorporated	NO	
		00000	83-3565916				LHCG CXLIII, LLC	PA	NIA	Keystone Healthcare Partnership, LLC	Ownership	100.000	UnitedHealth Group Incorporated	NO	
		00000	83-3472384				LHCG CXLIV, LLC	NJ	NIA	New Jersey Health Care Group, LLC	Ownership	100.000	UnitedHealth Group Incorporated	NO	
		00000	84-2108475				LHCG CXLIX, LLC	MD	NIA	Maryland Intermediary-11, LLC	Ownership	100.000	UnitedHealth Group Incorporated	NO	
		00000	83-3452180				LHCG CXLV, LLC	NJ	NIA	New Jersey Health Care Group, LLC	Ownership	100.000	UnitedHealth Group Incorporated	NO	
		00000	83-4387481				LHCG CXLVI, LLC	MO	NIA	LHCG CXXXIII, LLC	Ownership	100.000	UnitedHealth Group Incorporated	NO	
		00000	83-4414219				LHCG CXLVII, LLC	MO	NIA	LHCG CXXXIII, LLC	Ownership	100.000	UnitedHealth Group Incorporated	NO	
		00000	83-4482875				LHCG CXLVIII, LLC	MO	NIA	LHCG CXXXIII, LLC	Ownership	100.000	UnitedHealth Group Incorporated	NO	
		00000	82-2187727				LHCG CXV, LLC	TX	NIA	Southwest Post-Acute Care Partnership, LLC	Ownership	100.000	UnitedHealth Group Incorporated	NO	
		00000	82-2206275				LHCG CXVI, LLC	TX	NIA	Southwest Post-Acute Care Partnership, LLC	Ownership	100.000	UnitedHealth Group Incorporated	NO	
		00000	82-2217874				LHCG CXVII, LLC	TX	NIA	Southwest Post-Acute Care Partnership, LLC	Ownership	100.000	UnitedHealth Group Incorporated	NO	
		00000	82-2244399				LHCG CXXII, LLC	TX	NIA	Southwest Post-Acute Care Partnership, LLC	Ownership	100.000	UnitedHealth Group Incorporated	NO	
		00000	82-2301047				LHCG CXXIII, LLC	GA	NIA	Southwest Post-Acute Care Partnership, LLC	Ownership	100.000	UnitedHealth Group Incorporated	NO	
		00000	82-2261569				LHCG CXXIV, LLC	TX	NIA	Southwest Post-Acute Care Partnership, LLC	Ownership	100.000	UnitedHealth Group Incorporated	NO	
		00000	82-2441720				LHCG CXXV, LLC	AR	NIA	Southwest Arkansas HomeCare, LLC	Ownership	100.000	UnitedHealth Group Incorporated	NO	
		00000	32-0533814				LHCG CXXVI, LLC	LA	NIA	LHCG XLIII, LLC	Ownership	100.000	UnitedHealth Group Incorporated	NO	
		00000	30-0993916				LHCG CXXVII, LLC	VA	NIA	Virginia In-Home Partner-11, LLC	Ownership	100.000	UnitedHealth Group Incorporated	NO	
		00000	82-1984772				LHCG CXXVIII, LLC	AL	NIA	Alabama Health Care Group, LLC Southwest Post-Acute Care Partnership, LLC	Ownership	100.000	UnitedHealth Group Incorporated	NO	
		00000	82-2276690				LHCG CXXX, LLC	TX	NIA	Southwest Post-Acute Care Partnership, LLC	Ownership	100.000	UnitedHealth Group Incorporated	NO	
		00000	82-2469676				LHCG CXXXI, LLC	TX	NIA	LHCG CXVII, LLC	Ownership	100.000	UnitedHealth Group Incorporated	NO	
		00000	37-1866838				LHCG CXXXII, LLC	TN	NIA	University of TN Medical Center Home Care Services, LLC University of TN Medical Center Home Care Services, LLC	Ownership	100.000	UnitedHealth Group Incorporated	NO	
		00000	32-0540219				LHCG CXXXIII, LLC	TN	NIA	University of TN Medical Center Home Care Services, LLC	Ownership	100.000	UnitedHealth Group Incorporated	NO	
		00000	35-2605467				LHCG CXXXIV, LLC	TN	NIA	Tennessee Health Care Group, LLC	Ownership	75.000	UnitedHealth Group Incorporated	NO	
		00000	82-5174891				LHCG CXXXIX, LLC	NV	NIA	Nevada Health Care Group, LLC	Ownership	75.000	UnitedHealth Group Incorporated	NO	

16.28

STATEMENT AS OF JUNE 30, 2024 OF THE UnitedHealthcare of Wisconsin, Inc.

**SCHEDULE Y**  
**PART 1A - DETAIL OF INSURANCE HOLDING COMPANY SYSTEM**

1	2	3	4	5	6	7	8	9	10	11	12	13	14	15	16
Group Code	Group Name	NAIC Company Code	ID Number	Federal RSSD	CIK	Name of Securities Exchange if Publicly Traded (U.S. or International)	Names of Parent, Subsidiaries Or Affiliates	Domi-ciliary Location	Relation-ship to Reporting Entity	Directly Controlled by (Name of Entity/Person)	Type of Control (Ownership, Board, Management, Attorney-in-Fact, Influence, Other)	If Control is Ownership Provide Percentage	Ultimate Controlling Entity(ies)/Person(s)	Is an SCA Filing Re-quired? (Yes/No)	*
		00000	38-4049207				LHCG CXXXV, LLC	TN	NIA	LHCG CXXXV, LLC	Ownership	100.000	UnitedHealth Group Incorporated	NO	
		00000	38-4049205				LHCG CXXXVI, LLC	TN	NIA	LHCG CXXXVI, LLC	Ownership	100.000	UnitedHealth Group Incorporated	NO	
		00000	38-4052246				LHCG CXXXVII, LLC	TX	NIA	LHCG CXXXVII, LLC	Ownership	100.000	UnitedHealth Group Incorporated	NO	
		00000	82-4394415				LHCG CXXXVIII, LLC	NV	NIA	LHCG CXXXVIII, LLC	Ownership	100.000	UnitedHealth Group Incorporated	NO	
		00000	83-2298550				LHCG CXXXIX, LLC	AR	NIA	Arkansas Health Care Group, LLC	Ownership	100.000	UnitedHealth Group Incorporated	NO	
		00000	32-0565293				LHCG CXXXI, LLC	AR	NIA	Northeast Arkansas Partnership, LLC	Ownership	100.000	UnitedHealth Group Incorporated	NO	
		00000	83-2810275				LHCG CXXXII, LLC	AR	NIA	Northeast Arkansas Partnership, LLC	Ownership	100.000	UnitedHealth Group Incorporated	NO	
		00000	83-0681232				LHCG CXXXIII, LLC	MO	NIA	Missouri Health Care Group, LLC	Ownership	80.000	UnitedHealth Group Incorporated	NO	
		00000	38-4085343				LHCG CXXXIV, LLC	NV	NIA	LHCG CXXXIV, LLC	Ownership	100.000	UnitedHealth Group Incorporated	NO	
		00000	83-3292266				LHCG CXXXV, LLC	DC	NIA	Washington D.C. Health Care Group, LLC	Ownership	100.000	UnitedHealth Group Incorporated	NO	
		00000					LHCG CXXXVI, LLC	NC	NIA	North Carolina Health Care Group, LLC	Ownership	100.000	UnitedHealth Group Incorporated	NO	
		00000	35-2503790				LHCG L, LLC	NC	NIA	North Carolina Health Care Group, LLC	Ownership	100.000	UnitedHealth Group Incorporated	NO	
		00000	46-4444376				LHCG LI, LLC	AL	NIA	Alabama Health Care Group, LLC	Ownership	75.000	UnitedHealth Group Incorporated	NO	
		00000	46-4704340				LHCG LIJ, LLC	WV	NIA	West Virginia Health Care Group, LLC	Ownership	100.000	UnitedHealth Group Incorporated	NO	
		00000	47-1144980				LHCG LIX, LLC	RI	NIA	Rhode Island Health Care Group, LLC	Ownership	100.000	UnitedHealth Group Incorporated	NO	
		00000	47-1246146				LHCG LVI, LLC	AZ	NIA	Arizona Health Care Group, LLC	Ownership	100.000	UnitedHealth Group Incorporated	NO	
		00000	47-1247286				LHCG LVII, LLC	CO	NIA	Colorado Health Care Group, LLC	Ownership	100.000	UnitedHealth Group Incorporated	NO	
		00000	47-1271229				LHCG LVIII, LLC	MA	NIA	Massachusetts Health Care Group, LLC	Ownership	100.000	UnitedHealth Group Incorporated	NO	
		00000	47-1146759				LHCG LX, LLC	UT	NIA	Utah Health Care Group, LLC	Ownership	100.000	UnitedHealth Group Incorporated	NO	
		00000	32-0442009				LHCG LXII, LLC	TN	NIA	Tennessee Health Care Group, LLC	Ownership	100.000	UnitedHealth Group Incorporated	NO	
		00000	61-1739528				LHCG LXIII, LLC	WA	NIA	Washington Health Care Group, LLC	Ownership	100.000	UnitedHealth Group Incorporated	NO	
		00000	47-1817080				LHCG LXIV, LLC	AL	NIA	Southeast Alabama HomeCare, LLC	Ownership	80.000	UnitedHealth Group Incorporated	NO	
		00000	47-5422639				LHCG LXIX, LLC	MO	NIA	LHCG LXV, LLC	Ownership	90.000	UnitedHealth Group Incorporated	NO	
		00000	47-2557600				LHCG LXV, LLC	MO	NIA	Missouri Health Care Group, LLC	Ownership	70.000	UnitedHealth Group Incorporated	NO	
		00000	47-4283509				LHCG LXVII, LLC	LA	NIA	Louisiana Health Care Group, L.L.C.	Ownership	67.000	UnitedHealth Group Incorporated	NO	
		00000	47-4518424				LHCG LXVIII, LLC	AR	NIA	Arkansas Health Care Group, LLC	Ownership	100.000	UnitedHealth Group Incorporated	NO	
		00000	47-5067719				LHCG LXX, LLC	KY	NIA	Kentucky Health Care Group, LLC	Ownership	100.000	UnitedHealth Group Incorporated	NO	
		00000	47-5393382				LHCG LXXI, LLC	KY	NIA	Kentucky Health Care Group, LLC	Ownership	100.000	UnitedHealth Group Incorporated	NO	
		00000	47-5634097				LHCG LXXII, LLC	LA	NIA	Louisiana Health Care Group, L.L.C.	Ownership	100.000	UnitedHealth Group Incorporated	NO	
		00000					LHCG LXXIII, LLC	OR	NIA	Oregon Health Care Group, LLC	Ownership	100.000	UnitedHealth Group Incorporated	NO	
		00000	81-1105754				LHCG LXXIV, LLC	GA	NIA	Georgia Health Care Group, L.L.C.	Ownership	100.000	UnitedHealth Group Incorporated	NO	
		00000	81-1236953				LHCG LXXIX, LLC	AL	NIA	Alabama Health Care Group, LLC	Ownership	100.000	UnitedHealth Group Incorporated	NO	
		00000					LHCG LXXV, LLC	GA	NIA	Georgia Health Care Group, L.L.C.	Ownership	100.000	UnitedHealth Group Incorporated	NO	
		00000	81-1091347				LHCG LXXVII, LLC	LA	NIA	Louisiana Health Care Group, L.L.C.	Ownership	85.000	UnitedHealth Group Incorporated	NO	
		00000	35-2553180				LHCG LXXVIII, LLC	AZ	NIA	Arizona Health Care Group, LLC	Ownership	75.000	UnitedHealth Group Incorporated	NO	
		00000	81-3720770				LHCG LXXVIII, LLC	LA	NIA	Louisiana Health Care Group, L.L.C.	Ownership	90.000	UnitedHealth Group Incorporated	NO	
		00000					LHCG LXXX, LLC	VA	NIA	Virginia Health Care Group, LLC	Ownership	100.000	UnitedHealth Group Incorporated	NO	
		00000	61-1788793				LHCG LXXXII, LLC	FL	NIA	LHC Health Care Group of Florida, LLC	Ownership	75.000	UnitedHealth Group Incorporated	NO	
		00000	81-2227463				LHCG LXXXIII, LLC	AR	NIA	Arkansas Health Care Group, LLC	Ownership	100.000	UnitedHealth Group Incorporated	NO	
		00000	81-3242471				LHCG LXXXIV, LLC	AL	NIA	Alabama Health Care Group, LLC	Ownership	75.000	UnitedHealth Group Incorporated	NO	
		00000	81-5300843				LHCG LXXXIX, LLC	WV	NIA	LHCG LXXXVII, LLC	Ownership	100.000	UnitedHealth Group Incorporated	NO	
		00000	36-4847404				LHCG LXXXV, LLC	AR	NIA	Arkansas Healthcare Partners, LLC	Ownership	100.000	UnitedHealth Group Incorporated	NO	
		00000	36-4847423				LHCG LXXXVI, LLC	AR	NIA	Arkansas Healthcare Partners, LLC	Ownership	100.000	UnitedHealth Group Incorporated	NO	
		00000	37-1847660				LHCG LXXXVII, LLC	WV	NIA	West Virginia Health Care Group, LLC	Ownership	90.000	UnitedHealth Group Incorporated	NO	
		00000	30-0965267				LHCG LXXXVIII, LLC	TN	NIA	Tennessee Health Care Group, LLC	Ownership	67.000	UnitedHealth Group Incorporated	NO	
		00000	84-3090589				LHCG New York Holdings, LLC	DE	NIA	LHC Group, Inc.	Ownership	100.000	UnitedHealth Group Incorporated	NO	
		00000	82-1485228				LHCG Partner II, LLC	TX	NIA	LHC Group, Inc.	Ownership	100.000	UnitedHealth Group Incorporated	NO	
		00000	81-4453882				LHCG Partner, LLC	DE	NIA	LHC Group, Inc.	Ownership	100.000	UnitedHealth Group Incorporated	NO	
		00000	68-0538825				LHCG V, L.L.C.	LA	NIA	Louisiana Health Care Group, L.L.C.	Ownership	67.000	UnitedHealth Group Incorporated	NO	

STATEMENT AS OF JUNE 30, 2024 OF THE UnitedHealthcare of Wisconsin, Inc.

**SCHEDULE Y**  
**PART 1A - DETAIL OF INSURANCE HOLDING COMPANY SYSTEM**

1	2	3	4	5	6	7	8	9	10	11	12	13	14	15	16
Group Code	Group Name	NAIC Company Code	ID Number	Federal RSSD	CIK	Name of Securities Exchange if Publicly Traded (U.S. or International)	Names of Parent, Subsidiaries Or Affiliates	Domiciliary Location	Relationship to Reporting Entity	Directly Controlled by (Name of Entity/Person)	Type of Control (Ownership, Board, Management, Attorney-in-Fact, Influence, Other)	If Control is Ownership Provide Percentage	Ultimate Controlling Entity(ies)/Person(s)	Is an SCA Filing Required? (Yes/No)	*
		00000	72-1568177				LHCG VI, L.L.C.	LA	NIA	Louisiana Health Care Group, L.L.C.	Ownership	100.000	UnitedHealth Group Incorporated	NO	
		00000	87-0713147				LHCG VIII, L.L.C.	LA	NIA	Louisiana Health Care Group, L.L.C.	Ownership	67.000	UnitedHealth Group Incorporated	NO	
		00000	20-3122072				LHCG X, L.L.C.	LA	NIA	Louisiana Health Care Group, L.L.C.	Ownership	100.000	UnitedHealth Group Incorporated	NO	
		00000	81-5306967				LHCG XC, LLC	WV	NIA	LHCG LXXXVII, LLC	Ownership	100.000	UnitedHealth Group Incorporated	NO	
		00000	81-5322329				LHCG XCI, LLC	OH	NIA	LHCG LXXXVII, LLC	Ownership	100.000	UnitedHealth Group Incorporated	NO	
		00000	81-5344998				LHCG XCII, LLC	OH	NIA	LHCG LXXXVII, LLC	Ownership	100.000	UnitedHealth Group Incorporated	NO	
		00000	81-5266120				LHCG XCIII, LLC	TN	NIA	LHCG LXXXVIII, LLC	Ownership	100.000	UnitedHealth Group Incorporated	NO	
		00000	81-5274714				LHCG XCIV, LLC	TN	NIA	LHCG LXXXVIII, LLC	Ownership	100.000	UnitedHealth Group Incorporated	NO	
		00000	81-5377954				LHCG XCIX, LLC	MS	NIA	LHCG LXXXVIII, LLC	Ownership	100.000	UnitedHealth Group Incorporated	NO	
		00000	81-5297025				LHCG XCV, LLC	TN	NIA	LHCG LXXXVIII, LLC	Ownership	100.000	UnitedHealth Group Incorporated	NO	
		00000	81-5306890				LHCG XCVI, LLC	TN	NIA	LHCG LXXXVIII, LLC	Ownership	100.000	UnitedHealth Group Incorporated	NO	
		00000	81-5322529				LHCG XCVII, LLC	TN	NIA	LHCG LXXXVIII, LLC	Ownership	100.000	UnitedHealth Group Incorporated	NO	
		00000	81-5345526				LHCG XCVIII, LLC	MS	NIA	LHCG LXXXVIII, LLC	Ownership	100.000	UnitedHealth Group Incorporated	NO	
		00000	20-3373056				LHCG XII, L.L.C.	LA	NIA	Louisiana Health Care Group, L.L.C.	Ownership	90.000	UnitedHealth Group Incorporated	NO	
		00000	20-8068308				LHCG XIII, L.L.C.	LA	NIA	Louisiana Health Care Group, L.L.C.	Ownership	67.000	UnitedHealth Group Incorporated	NO	
		00000	20-8072593				LHCG XIV, L.L.C.	LA	NIA	Louisiana Health Care Group, L.L.C.	Ownership	85.000	UnitedHealth Group Incorporated	NO	
		00000	27-3529253				LHCG XIX, LLC	FL	NIA	LHC Health Care Group of Florida, LLC	Ownership	75.000	UnitedHealth Group Incorporated	NO	
		00000	46-2509518				LHCG XL, LLC	GA	NIA	Georgia Health Care Group, L.L.C.	Ownership	100.000	UnitedHealth Group Incorporated	NO	
		00000	32-0398996				LHCG XLI, LLC	SC	NIA	South Carolina Health Care Group, LLC	Ownership	100.000	UnitedHealth Group Incorporated	NO	
		00000	30-0760667				LHCG XLII, LLC	AR	NIA	Arkansas Health Care Group, LLC	Ownership	100.000	UnitedHealth Group Incorporated	NO	
		00000	46-2588378				LHCG XLIII, LLC	LA	NIA	Louisiana Health Care Group, L.L.C.	Ownership	100.000	UnitedHealth Group Incorporated	NO	
		00000					LHCG XLIV, LLC	LA	NIA	Louisiana Health Care Group, L.L.C.	Ownership	100.000	UnitedHealth Group Incorporated	NO	
		00000	46-2509580				LHCG XLVI, LLC	KY	NIA	Kentucky Health Care Group, LLC	Ownership	100.000	UnitedHealth Group Incorporated	NO	
		00000	32-0408265				LHCG XLVII, LLC	WI	NIA	Wisconsin Health Care Group, LLC	Ownership	100.000	UnitedHealth Group Incorporated	NO	
		00000	61-1710815				LHCG XLVIII, LLC	MN	NIA	Minnesota Health Care Group, LLC	Ownership	100.000	UnitedHealth Group Incorporated	NO	
		00000	27-0818309				LHCG XV, LLC	LA	NIA	Louisiana Health Care Group, L.L.C.	Ownership	67.000	UnitedHealth Group Incorporated	NO	
		00000	27-1032201				LHCG XVI, LLC	LA	NIA	Louisiana Health Care Group, L.L.C.	Ownership	100.000	UnitedHealth Group Incorporated	NO	
		00000	27-2544802				LHCG XVII, LLC	ID	NIA	Idaho Health Care Group, LLC	Ownership	100.000	UnitedHealth Group Incorporated	NO	
		00000	27-3529180				LHCG XXI, LLC	ID	NIA	Idaho Health Care Group, LLC	Ownership	100.000	UnitedHealth Group Incorporated	NO	
		00000	27-3993048				LHCG XXII, LLC	AL	NIA	Alabama Health Care Group, LLC	Ownership	100.000	UnitedHealth Group Incorporated	NO	
		00000	27-4100261				LHCG XXIII, LLC	KY	NIA	Kentucky Health Care Group, LLC	Ownership	75.000	UnitedHealth Group Incorporated	NO	
		00000	27-5200416				LHCG XXIX, LLC	AL	NIA	Alabama Health Care Group, LLC	Ownership	67.000	UnitedHealth Group Incorporated	NO	
		00000	27-4604406				LHCG XXV, LLC	MO	NIA	Missouri Health Care Group, LLC	Ownership	100.000	UnitedHealth Group Incorporated	NO	
		00000					LHCG XXVI, LLC	MS	NIA	Mississippi Health Care Group, LLC	Ownership	100.000	UnitedHealth Group Incorporated	NO	
		00000					LHCG XXVII, LLC	PA	NIA	Pennsylvania Health Care Group Holdings, LLC	Ownership	100.000	UnitedHealth Group Incorporated	NO	
		00000	45-4894023				LHCG XXXIII, LLC	TX	NIA	Texas Health Care Group, L.L.C.	Ownership	70.000	UnitedHealth Group Incorporated	NO	
		00000	46-0756410				LHCG XXXIV, LLC	AL	NIA	Alabama Health Care Group, LLC	Ownership	100.000	UnitedHealth Group Incorporated	NO	
		00000	37-1711510				LHCG XXXIX, LLC	NV	NIA	Nevada Health Care Group, LLC	Ownership	100.000	UnitedHealth Group Incorporated	NO	
		00000	30-0760684				LHCG XXXVII, LLC	IL	NIA	Illinois Health Care Group, LLC	Ownership	100.000	UnitedHealth Group Incorporated	NO	
		00000	46-1994514				LHCG XXXVIII, LLC	CA	NIA	California Health Care Group, LLC	Ownership	100.000	UnitedHealth Group Incorporated	NO	
		00000	46-4588779				Liberty Endoscopy Center, LLC	NY	NIA	Physician(s) Owned	Influence	0.000	UnitedHealth Group Incorporated	NO	1
		00000	20-0468524				Life Strategies Counseling, Inc.	AR	NIA	Physician(s) Owned	Influence	0.000	UnitedHealth Group Incorporated	NO	1
		00000	51-0588592				Lifeline Home Health Care of Bowling Green, LLC	KY	NIA	LHC HomeCare - Lifeline, LLC	Ownership	100.000	UnitedHealth Group Incorporated	NO	
		00000	20-8826388				Lifeline Home Health Care of Fulton, LLC	KY	NIA	Kentucky Health Care Group, LLC	Ownership	100.000	UnitedHealth Group Incorporated	NO	
		00000					Lifeline Home Health Care of Hopkinsville, LLC	KY	NIA	Kentucky Health Care Group, LLC	Ownership	100.000	UnitedHealth Group Incorporated	NO	
		00000	51-0588601				Lifeline Home Health Care of Lady Lake, LLC	FL	NIA	Munroe Regional HomeCare, LLC	Ownership	100.000	UnitedHealth Group Incorporated	NO	

16-30

STATEMENT AS OF JUNE 30, 2024 OF THE UnitedHealthcare of Wisconsin, Inc.

**SCHEDULE Y**  
**PART 1A - DETAIL OF INSURANCE HOLDING COMPANY SYSTEM**

1	2	3	4	5	6	7	8	9	10	11	12	13	14	15	16
Group Code	Group Name	NAIC Company Code	ID Number	Federal RSSD	CIK	Name of Securities Exchange if Publicly Traded (U.S. or International)	Names of Parent, Subsidiaries Or Affiliates	Domi-ciliary Location	Relation-ship to Reporting Entity	Directly Controlled by (Name of Entity/Person)	Type of Control (Ownership, Board, Management, Attorney-in-Fact, Influence, Other)	If Control is Ownership Provide Percentage	Ultimate Controlling Entity(ies)/Person(s)	Is an SCA Filing Re-quired? (Yes/No)	*
		00000	14-1975232				Lifeline Home Health Care of Lakeland, LLC	FL	NIA	LHC Health Care Group of Florida, LLC	Ownership	100.000	UnitedHealth Group Incorporated	NO	
		00000	51-0588599				Lifeline Home Health Care of Lexington, LLC	KY	NIA	LHC HomeCare - Lifeline, LLC	Ownership	100.000	UnitedHealth Group Incorporated	NO	
		00000	14-1975234				Lifeline Home Health Care of Marathon, LLC	FL	NIA	LHC Health Care Group of Florida, LLC	Ownership	100.000	UnitedHealth Group Incorporated	NO	
		00000	14-1975231				Lifeline Home Health Care of Port Charlotte, LLC	FL	NIA	LHC Health Care Group of Florida, LLC	Ownership	100.000	UnitedHealth Group Incorporated	NO	
		00000	51-0588600				Lifeline Home Health Care of Russellville, LLC	KY	NIA	LHC HomeCare - Lifeline, LLC	Ownership	100.000	UnitedHealth Group Incorporated	NO	
		00000	51-0588594				Lifeline Home Health Care of Somerset, LLC	KY	NIA	LHC HomeCare - Lifeline, LLC	Ownership	100.000	UnitedHealth Group Incorporated	NO	
		00000	20-8826801				Lifeline Home Health Care of Springfield, LLC	TN	NIA	Tennessee Health Care Group, LLC	Ownership	100.000	UnitedHealth Group Incorporated	NO	
		00000	06-1793261				Lifeline Home Health Care of Union City, LLC	TN	NIA	West Tennessee HomeCare, LLC	Ownership	100.000	UnitedHealth Group Incorporated	NO	
		00000	27-3468680				Lifeline HomeCare of Salem, LLC	KY	NIA	Kentucky Health Care Group, LLC	Ownership	100.000	UnitedHealth Group Incorporated	NO	
		00000	26-0609961				Lifeline of West Tennessee, LLC	TN	NIA	West Tennessee HomeCare, LLC	Ownership	100.000	UnitedHealth Group Incorporated	NO	
		00000	51-0588602				Lifeline Private Duty Services of Kentucky, LLC	KY	NIA	LHC HomeCare - Lifeline, LLC	Ownership	100.000	UnitedHealth Group Incorporated	NO	
		00000	27-3468870				Lifeline Rockcastle Home Health, LLC	KY	NIA	Kentucky Health Care Group, LLC	Ownership	75.000	UnitedHealth Group Incorporated	NO	
		00000	32-0409538				Lifeline Accountable Care Organization, LLC	DE	NIA	Collaborative Care Holdings, LLC	Ownership	100.000	UnitedHealth Group Incorporated	NO	
		00000	26-3292877				LifeSolutions Counseling Associates, P.C.	IN	NIA	Physician(s) Owned	Influence	0.000	UnitedHealth Group Incorporated	NO	1
		00000	58-2305878				Lifell, Ltd. Co.	GA	NIA	HealthSCOPE Benefits, Inc.	Ownership	100.000	UnitedHealth Group Incorporated	NO	
		00000	51-0277181				Limestone Medical Center, LLC	DE	NIA	Virtua-SCA Holdings II, LLC	Ownership	60.000	UnitedHealth Group Incorporated	NO	2
		00000	88-0586923				Lindenhurst Holding, LLC	DE	NIA	SC Affiliates, LLC	Ownership	100.000	UnitedHealth Group Incorporated	NO	
		00000	36-4711459				Lindenhurst Surgery Center, LLC	DE	NIA	Lindenhurst Holding, LLC	Ownership	25.000	UnitedHealth Group Incorporated	NO	2
		00000	13-3792263				Litson Certified Care, Inc.	NY	NIA	Western Region Health Corporation	Ownership	100.000	UnitedHealth Group Incorporated	NO	
		00000	14-1630316				Litson Health Care, Inc.	NY	NIA	Willcare, Inc.	Ownership	100.000	UnitedHealth Group Incorporated	NO	
		00000	20-3171358				LLC-II, L.L.C.	LA	NIA	Louisiana Health Care Group, L.L.C.	Ownership	100.000	UnitedHealth Group Incorporated	NO	
		00000	82-2435405				Logan Surgical Suites, LLC	UT	NIA	SCA Northern Utah Holdings, LLC	Ownership	51.000	UnitedHealth Group Incorporated	NO	
		00000	04-3485196				Long Term Solutions, Inc.	MA	NIA	National Health Industries, Inc.	Ownership	100.000	UnitedHealth Group Incorporated	NO	
		00000	81-3825304				Louisa Home Care Holdings, LLC	DE	NIA	AF-CH-HH, LLC	Ownership	100.000	UnitedHealth Group Incorporated	NO	
		00000	26-3385143				Louisa Home Care Services, LLC	DE	NIA	AFAM Holding Co, LLC	Ownership	100.000	UnitedHealth Group Incorporated	NO	
		00000	26-4691864				Louisiana Extended Care Hospital of Kenner, LLC	LA	NIA	Louisiana Health Care Group, L.L.C.	Ownership	75.000	UnitedHealth Group Incorporated	NO	
		00000	71-0917926				Louisiana Health Care Group, L.L.C.	LA	NIA	LHC Group, Inc.	Ownership	100.000	UnitedHealth Group Incorporated	NO	
		00000	37-1863351				Louisiana Home Health of Feliciana, LLC	LA	NIA	Southeast Louisiana HomeCare, L.L.C.	Ownership	100.000	UnitedHealth Group Incorporated	NO	
		00000	26-4021300				Louisiana Home Health of Hammond, L.L.C.	LA	NIA	Southeast Louisiana HomeCare, L.L.C.	Ownership	100.000	UnitedHealth Group Incorporated	NO	
		00000	26-4021213				Louisiana Home Health of Houma, L.L.C.	LA	NIA	Southeast Louisiana HomeCare, L.L.C.	Ownership	100.000	UnitedHealth Group Incorporated	NO	
		00000	72-1510211				Louisiana HomeCare of Delhi, L.L.C.	LA	NIA	Louisiana Health Care Group, L.L.C.	Ownership	67.000	UnitedHealth Group Incorporated	NO	
		00000	26-4020996				Louisiana HomeCare of Kenner, L.L.C.	LA	NIA	Southeast Louisiana HomeCare, L.L.C.	Ownership	100.000	UnitedHealth Group Incorporated	NO	
		00000	26-4021094				Louisiana HomeCare of Litcher, L.L.C.	LA	NIA	Southeast Louisiana HomeCare, L.L.C.	Ownership	100.000	UnitedHealth Group Incorporated	NO	
		00000	72-1518559				Louisiana HomeCare of Minden, L.L.C.	LA	NIA	Louisiana Health Care Group, L.L.C.	Ownership	67.000	UnitedHealth Group Incorporated	NO	
		00000	47-0902218				Louisiana HomeCare of Miss-Lou, L.L.C.	LA	NIA	Louisiana Health Care Group, L.L.C.	Ownership	100.000	UnitedHealth Group Incorporated	NO	
		00000	72-1508052				Louisiana HomeCare of Monroe, L.L.C.	LA	NIA	Louisiana Health Care Group, L.L.C.	Ownership	67.000	UnitedHealth Group Incorporated	NO	
		00000	04-3684185				Louisiana HomeCare of North Louisiana, L.L.C.	LA	NIA	Louisiana Health Care Group, L.L.C.	Ownership	100.000	UnitedHealth Group Incorporated	NO	
		00000	72-1510431				Louisiana HomeCare of Northwest Louisiana, L.L.C.	LA	NIA	Louisiana Health Care Group, L.L.C.	Ownership	67.000	UnitedHealth Group Incorporated	NO	
		00000	26-2367190				Louisiana HomeCare of Plaquemine, LLC	LA	NIA	Louisiana Health Care Group, L.L.C.	Ownership	100.000	UnitedHealth Group Incorporated	NO	
		00000	26-4020922				Louisiana HomeCare of Raceland, L.L.C.	LA	NIA	Southeast Louisiana HomeCare, L.L.C.	Ownership	100.000	UnitedHealth Group Incorporated	NO	
		00000	41-2071626				Louisiana HomeCare of Slidell, L.L.C.	LA	NIA	Louisiana Health Care Group, L.L.C.	Ownership	67.000	UnitedHealth Group Incorporated	NO	

16:31

STATEMENT AS OF JUNE 30, 2024 OF THE UnitedHealthcare of Wisconsin, Inc.

**SCHEDULE Y**  
**PART 1A - DETAIL OF INSURANCE HOLDING COMPANY SYSTEM**

1	2	3	4	5	6	7	8	9	10	11	12	13	14	15	16
Group Code	Group Name	NAIC Company Code	ID Number	Federal RSSD	CIK	Name of Securities Exchange if Publicly Traded (U.S. or International)	Names of Parent, Subsidiaries Or Affiliates	Domiciliary Location	Relationship to Reporting Entity	Directly Controlled by (Name of Entity/Person)	Type of Control (Ownership, Board, Management, Attorney-in-Fact, Influence, Other)	If Control is Ownership Provide Percentage	Ultimate Controlling Entity(ies)/Person(s)	Is an SCA Filing Required? (Yes/No)	*
		00000	71-0918184				Louisiana Hospice & Palliative Care, L.L.C.	..LA.....	.....NIA.....	Louisiana Hospice Group, LLC	Ownership.....	100.000	UnitedHealth Group Incorporated	.....NO.....	
		00000	45-2744395				Louisiana Hospice Group, LLC	..LA.....	.....NIA.....	Louisiana Health Care Group, L.L.C.	Ownership.....	61.000	UnitedHealth Group Incorporated	.....NO.....	
		00000	30-0962065				Louisiana In-Home Healthcare Partnership-I, LLC	..LA.....	.....NIA.....	Louisiana Health Care Group, L.L.C.	Ownership.....	100.000	UnitedHealth Group Incorporated	.....NO.....	
		00000	36-4886826				Louisiana In-Home Healthcare Partnership-II, LLC	..LA.....	.....NIA.....	In-Home Healthcare Partnership, LLC	Ownership.....	100.000	UnitedHealth Group Incorporated	.....NO.....	
		00000	35-2614777				Louisiana In-Home Healthcare Partnership-III, LLC	..LA.....	.....NIA.....	In-Home Healthcare Partnership, LLC	Ownership.....	100.000	UnitedHealth Group Incorporated	.....NO.....	
		00000	81-4832564				Louisiana In-Home Partner-I, LLC	..LA.....	.....NIA.....	Louisiana In-Home Healthcare Partnership-I, LLC	Ownership.....	80.000	UnitedHealth Group Incorporated	.....NO.....	
		00000	35-2616195				Louisiana In-Home Partner-II, LLC	..LA.....	.....NIA.....	Louisiana In-Home Healthcare Partnership-II, LLC	Ownership.....	100.000	UnitedHealth Group Incorporated	.....NO.....	
		00000	82-4146470				Louisiana In-Home Partner-III, LLC	..LA.....	.....NIA.....	Louisiana In-Home Healthcare Partnership-III, LLC	Ownership.....	100.000	UnitedHealth Group Incorporated	.....NO.....	
		00000	82-4272020				Louisiana Physical Therapy Services of Bossier City, LLC	..LA.....	.....NIA.....	Louisiana Health Care Group, L.L.C.	Ownership.....	100.000	UnitedHealth Group Incorporated	.....NO.....	
		00000	85-1606845				Louisiana Physical Therapy Services of Harahan, LLC	..LA.....	.....NIA.....	Louisiana Health Care Group, L.L.C.	Ownership.....	100.000	UnitedHealth Group Incorporated	.....NO.....	
		00000	86-3380313				Louisiana Physical Therapy Services of Lafayette, LLC	..LA.....	.....NIA.....	Louisiana Health Care Group, L.L.C.	Ownership.....	100.000	UnitedHealth Group Incorporated	.....NO.....	
		00000	71-0917927				Louisiana Physical Therapy, L.L.C.	..LA.....	.....NIA.....	Louisiana Health Care Group, L.L.C.	Ownership.....	100.000	UnitedHealth Group Incorporated	.....NO.....	
		00000	62-1179566				Louisville S.C., Ltd.	..KY.....	.....NIA.....	Endoscopy Center Affiliates, Inc.	Ownership.....	1.000	UnitedHealth Group Incorporated	.....NO.....	
		00000	62-1179566				Louisville S.C., Ltd.	..KY.....	.....NIA.....	Surgery Center of Louisville, LLC	Ownership.....	99.000	UnitedHealth Group Incorporated	.....NO.....	
		00000	62-1179538				Louisville-SC Properties, Inc.	..KY.....	.....NIA.....	SC Affiliates, LLC	Ownership.....	100.000	UnitedHealth Group Incorporated	.....NO.....	
		00000	85-1275334				LTS At Home, LLC	..DE.....	.....NIA.....	Long Term Solutions, Inc.	Ownership.....	100.000	UnitedHealth Group Incorporated	.....NO.....	
		00000	02-0749532				Lutheran Campus ASC, LLC	..CO.....	.....NIA.....	SCLHS-SCA Holdings, LLC	Ownership.....	74.863	UnitedHealth Group Incorporated	.....NO.....	
		00000	20-2547795				Main Line Spine Surgery Center, LLC	..PA.....	.....NIA.....	Virtua-SCA Holdings II, LLC	Ownership.....	52.800	UnitedHealth Group Incorporated	.....NO.....	2
0707	UnitedHealth Group Incorporated	60321	52-1803283				MAMSI Life and Health Insurance Company	..MD.....	.....IA.....	United HealthCare Services, Inc.	Ownership.....	100.000	UnitedHealth Group Incorporated	.....NO.....	
0707	UnitedHealth Group Incorporated	52014	65-0303864				Managed Care of North America, Inc.	..FL.....	.....IA.....	MCNA Health Care Holdings, LLC	Ownership.....	100.000	UnitedHealth Group Incorporated	.....NO.....	
		00000	14-1782475				Managed Physical Network, Inc.	..NY.....	.....NIA.....	OptumHealth Care Solutions, LLC	Ownership.....	100.000	UnitedHealth Group Incorporated	.....NO.....	
		00000	27-1510596				Manhattan Endoscopy Center, LLC	..NY.....	.....NIA.....	Physician(s) Owned	Influence.....	0.000	UnitedHealth Group Incorporated	.....NO.....	1
		00000	86-1354607				Mansfield Endoscopy Center, LLC	..TX.....	.....NIA.....	Surgical Care Affiliates, LLC	Influence.....	0.000	UnitedHealth Group Incorporated	.....NO.....	
		00000	20-2880404				March Holdings, Inc.	..CA.....	.....NIA.....	Specialty Benefits, LLC	Ownership.....	100.000	UnitedHealth Group Incorporated	.....NO.....	
		00000	95-4874334				March Vision Care Group, Incorporated	..CA.....	.....NIA.....	California Spring Holdings, PC	Ownership.....	100.000	UnitedHealth Group Incorporated	.....NO.....	1
		00000	27-3115058				March Vision Care IPA, Inc.	..NY.....	.....NIA.....	March Vision Care Group, Incorporated	Ownership.....	100.000	UnitedHealth Group Incorporated	.....NO.....	1
		00000	45-4227915				March Vision Care of Texas, Inc.	..TX.....	.....NIA.....	March Vision Care Group, Incorporated	Ownership.....	100.000	UnitedHealth Group Incorporated	.....NO.....	1
		00000	20-3042852				March Vision Care, Inc.	..CA.....	.....NIA.....	March Holdings, Inc.	Ownership.....	100.000	UnitedHealth Group Incorporated	.....NO.....	
		00000	75-2160466				Marietta Outpatient Surgery, Ltd. (L.P.)	..GA.....	.....NIA.....	Marietta Surgical Center, Inc.	Ownership.....	48.925	UnitedHealth Group Incorporated	.....NO.....	2
		00000	58-1539547				Marietta Surgical Center, Inc.	..GA.....	.....NIA.....	SC Affiliates, LLC	Ownership.....	100.000	UnitedHealth Group Incorporated	.....NO.....	
		00000	26-2601943				Marin Surgery Holdings, Inc.	..DE.....	.....NIA.....	SC Affiliates, LLC	Ownership.....	100.000	UnitedHealth Group Incorporated	.....NO.....	
		00000	26-4429914				Marion Regional HomeCare, LLC	..AL.....	.....NIA.....	Alabama Health Care Group, LLC	Ownership.....	67.000	UnitedHealth Group Incorporated	.....NO.....	
		00000	85-2924503				Marlin Holding Company LLC	..DE.....	.....NIA.....	Specialty Benefits, LLC	Ownership.....	100.000	UnitedHealth Group Incorporated	.....NO.....	
		00000	02-0732705				Marshall HomeCare, LLC	..TX.....	.....NIA.....	Southwest Post-Acute Care Partnership, LLC	Ownership.....	100.000	UnitedHealth Group Incorporated	.....NO.....	
		00000	52-1456812				Maryland Ambulatory Centers, LLC	..MD.....	.....NIA.....	Surgery Center of Ellicott City, Inc.	Ownership.....	50.000	UnitedHealth Group Incorporated	.....NO.....	
		00000	52-1456812				Maryland Ambulatory Centers, LLC	..MD.....	.....NIA.....	Maryland-SCA Centers, LLC	Ownership.....	44.118	UnitedHealth Group Incorporated	.....NO.....	
		00000	26-3598092				Maryland Health Care Group, LLC	..MD.....	.....NIA.....	LHC Group, Inc.	Ownership.....	100.000	UnitedHealth Group Incorporated	.....NO.....	
		00000	88-3736162				Maryland Healthcare Partnership, LLC	..MD.....	.....NIA.....	Maryland Health Care Group, LLC	Ownership.....	80.000	UnitedHealth Group Incorporated	.....NO.....	
		00000	88-4115077				Maryland Intermediary-I, LLC	..MD.....	.....NIA.....	Maryland Healthcare Partnership, LLC	Ownership.....	100.000	UnitedHealth Group Incorporated	.....NO.....	
		00000	88-4115213				Maryland Intermediary-II, LLC	..MD.....	.....NIA.....	Maryland Healthcare Partnership, LLC	Ownership.....	100.000	UnitedHealth Group Incorporated	.....NO.....	



STATEMENT AS OF JUNE 30, 2024 OF THE UnitedHealthcare of Wisconsin, Inc.

**SCHEDULE Y**  
**PART 1A - DETAIL OF INSURANCE HOLDING COMPANY SYSTEM**

1	2	3	4	5	6	7	8	9	10	11	12	13	14	15	16
Group Code	Group Name	NAIC Company Code	ID Number	Federal RSSD	CIK	Name of Securities Exchange if Publicly Traded (U.S. or International)	Names of Parent, Subsidiaries Or Affiliates	Domiciliary Location	Relationship to Reporting Entity	Directly Controlled by (Name of Entity/Person)	Type of Control (Ownership, Board, Management, Attorney-in-Fact, Influence, Other)	If Control is Ownership Provide Percentage	Ultimate Controlling Entity(ies)/Person(s)	Is an SCA Filing Required? (Yes/No)	*
		00000	88-4115305				Maryland Intermediary-III, LLC	MD	NIA	Maryland Healthcare Partnership, LLC	Ownership	100.000	UnitedHealth Group Incorporated	NO	
		00000	88-4115420				Maryland Intermediary-IV, LLC	MD	NIA	Maryland Healthcare Partnership, LLC	Ownership	100.000	UnitedHealth Group Incorporated	NO	
		00000	85-2244241				Maryland Physical Therapy Services of Frederick, LLC	MD	NIA	Maryland Health Care Group, LLC	Ownership	100.000	UnitedHealth Group Incorporated	NO	
		00000	52-1401791				Maryland-SCA Centers, LLC	DE	NIA	SC Affiliates, LLC	Ownership	100.000	UnitedHealth Group Incorporated	NO	
		00000	AA-3770332				Massachusetts Assurance Company, Ltd. PIC	CYM	NIA	H&W Indemnity (SPC), Ltd.	Ownership	99.992	UnitedHealth Group Incorporated	NO	
		00000	AA-3770332				Massachusetts Assurance Company, Ltd. PIC	CYM	NIA	Collaborative Care Holdings, LLC	Ownership	0.008	UnitedHealth Group Incorporated	NO	
		00000	20-0815305				Massachusetts Avenue Surgery Center, LLC	MD	NIA	SCA-Bethesda, LLC	Ownership	60.441	UnitedHealth Group Incorporated	NO	
		00000	20-0815305				Massachusetts Avenue Surgery Center, LLC	MD	NIA	SC Affiliates, LLC	Ownership	4.073	UnitedHealth Group Incorporated	NO	
		00000	38-3932998				Massachusetts Health Care Group, LLC	MA	NIA	LHC Group, Inc.	Ownership	100.000	UnitedHealth Group Incorporated	NO	
		00000	88-2854292				Massachusetts Physical Therapy Services of Framingham, LLC	MA	NIA	Massachusetts Health Care Group, LLC	Ownership	100.000	UnitedHealth Group Incorporated	NO	
		00000	88-2058110				Massachusetts Physical Therapy Services of Quincy Bay, LLC	MA	NIA	Massachusetts Health Care Group, LLC	Ownership	100.000	UnitedHealth Group Incorporated	NO	
		00000	43-1967820				MAT-RX DEVELOPMENT, L.L.C.	TX	NIA	WellMed Networks, Inc.	Ownership	100.000	UnitedHealth Group Incorporated	NO	1
		00000	35-2262695				Mat-Rx Fort Worth GP, L.L.C.	TX	NIA	MAT-RX DEVELOPMENT, L.L.C.	Ownership	100.000	UnitedHealth Group Incorporated	NO	1
		00000	45-4406785				Mayes County HMA Home Health LLC	OK	NIA	AFAM Holding Co, LLC	Ownership	100.000	UnitedHealth Group Incorporated	NO	
		00000	62-1600267				McKenzie Surgery Center, L.P.	TN	NIA	SCA-Eugene, LLC	Ownership	31.000	UnitedHealth Group Incorporated	NO	
		00000	62-1600267				McKenzie Surgery Center, L.P.	TN	NIA	Oregon Healthcare Resources, LLC	Ownership	25.000	UnitedHealth Group Incorporated	NO	
		00000	45-2542951				MCNA Health Care Holdings, LLC	FL	NIA	Marlin Holding Company LLC	Ownership	100.000	UnitedHealth Group Incorporated	NO	
0707	UnitedHealth Group Incorporated	14063	52-2459969				MCNA Insurance Company	TX	IA	MCNA Health Care Holdings, LLC	Ownership	100.000	UnitedHealth Group Incorporated	NO	
		00000	45-3641822				MCNA Systems Corp.	FL	NIA	MCNA Health Care Holdings, LLC	Ownership	100.000	UnitedHealth Group Incorporated	NO	
		00000	42-1741594				MD Ops, Inc.	CA	NIA	North American Medical Management California, Inc.	Ownership	100.000	UnitedHealth Group Incorporated	NO	
0707	UnitedHealth Group Incorporated	96310	52-1169135				MD-Individual Practice Association, Inc.	MD	IA	United HealthCare Services, Inc.	Ownership	100.000	UnitedHealth Group Incorporated	NO	
		00000	81-0936574				ME Urgent Care Nebraska, Inc.	NE	NIA	Physician(s) Owned Change Healthcare Practice Management	Influence	0.000	UnitedHealth Group Incorporated	NO	1
		00000	31-1513127				MED 3000 Health Solutions of the Virginias, L.L.C.	VA	NIA	Change Healthcare Practice Management Solutions Investments, Inc.	Ownership	51.000	UnitedHealth Group Incorporated	NO	
		00000	52-2039280				MED3000 Health Solutions Southeast	FL	NIA	Change Healthcare Practice Management Solutions, Inc.	Ownership	50.000	UnitedHealth Group Incorporated	NO	
		00000	52-2039280				MED3000 Health Solutions Southeast	FL	NIA	Change Healthcare Practice Management Solutions Investments, Inc.	Ownership	50.000	UnitedHealth Group Incorporated	NO	
		00000	26-1264504				Mederi Caretenders VS of Broward, LLC	FL	NIA	National Health Industries, Inc.	Ownership	100.000	UnitedHealth Group Incorporated	NO	
		00000	26-1264234				Mederi Caretenders VS of SE FL, LLC	FL	NIA	National Health Industries, Inc.	Ownership	100.000	UnitedHealth Group Incorporated	NO	
		00000	26-1264384				Mederi Caretenders VS of SW FL, LLC	FL	NIA	National Health Industries, Inc.	Ownership	100.000	UnitedHealth Group Incorporated	NO	
		00000	26-1248096				Mederi Caretenders VS of Tampa, LLC	FL	NIA	National Health Industries, Inc.	Ownership	100.000	UnitedHealth Group Incorporated	NO	
		00000	83-4371904				Mederi Private Care, LLC	FL	NIA	National Health Industries, Inc.	Ownership	100.000	UnitedHealth Group Incorporated	NO	
		00000	20-3824377				MedExpress Development, LLC	FL	NIA	Urgent Care MSO, LLC	Ownership	100.000	UnitedHealth Group Incorporated	NO	
		00000	81-1265129				MedExpress Employed Services, Inc.	DE	NIA	Physician(s) Owned	Influence	0.000	UnitedHealth Group Incorporated	NO	1
		00000	81-4550969				MedExpress Primary Care Arizona, P.C.	AZ	NIA	Physician(s) Owned	Influence	0.000	UnitedHealth Group Incorporated	NO	1
		00000	84-4234388				MedExpress Primary Care Arkansas, P.A.	AR	NIA	Physician(s) Owned	Influence	0.000	UnitedHealth Group Incorporated	NO	1
		00000	81-4605885				MedExpress Primary Care Kansas, P.A.	KS	NIA	Physician(s) Owned	Influence	0.000	UnitedHealth Group Incorporated	NO	1
		00000	82-3384324				MedExpress Primary Care Maryland, P.C.	MD	NIA	Physician(s) Owned	Influence	0.000	UnitedHealth Group Incorporated	NO	1
		00000	82-1096099				MedExpress Primary Care Massachusetts, P.C.	MA	NIA	Physician(s) Owned	Influence	0.000	UnitedHealth Group Incorporated	NO	1
		00000	81-4396738				MedExpress Primary Care Minnesota, P.C.	MN	NIA	Physician(s) Owned	Influence	0.000	UnitedHealth Group Incorporated	NO	1
		00000	83-1077265				MedExpress Primary Care Oklahoma, P.C.	OK	NIA	Physician(s) Owned	Influence	0.000	UnitedHealth Group Incorporated	NO	1
		00000	83-0764858				MedExpress Primary Care South Carolina, P.C.	SC	NIA	Physician(s) Owned	Influence	0.000	UnitedHealth Group Incorporated	NO	1
		00000	84-2500750				MedExpress Primary Care Texas, P.A.	TX	NIA	Physician(s) Owned	Influence	0.000	UnitedHealth Group Incorporated	NO	1
		00000	82-3395792				MedExpress Primary Care Virginia, P.C.	VA	NIA	Physician(s) Owned	Influence	0.000	UnitedHealth Group Incorporated	NO	1

16.33

STATEMENT AS OF JUNE 30, 2024 OF THE UnitedHealthcare of Wisconsin, Inc.

**SCHEDULE Y**  
**PART 1A - DETAIL OF INSURANCE HOLDING COMPANY SYSTEM**

1	2	3	4	5	6	7	8	9	10	11	12	13	14	15	16
Group Code	Group Name	NAIC Company Code	ID Number	Federal RSSD	CIK	Name of Securities Exchange if Publicly Traded (U.S. or International)	Names of Parent, Subsidiaries Or Affiliates	Domi-ciliary Location	Relation-ship to Reporting Entity	Directly Controlled by (Name of Entity/Person)	Type of Control (Ownership, Board, Management, Attorney-in-Fact, Influence, Other)	If Control is Ownership Provide Percentage	Ultimate Controlling Entity(ies)/Person(s)	Is an SCA Filing Re-quired? (Yes/No)	*
		00000	82-4401181				MedExpress Primary Care West Virginia, Inc.	.. WV.....	.. NIA.....	Physician(s) Owned	Influence.....	0.000	UnitedHealth Group Incorporated	..... NO.....	1
		00000	81-4563448				MedExpress Primary Care Wisconsin, S.C.	.. WI.....	.. NIA.....	Physician(s) Owned	Influence.....	0.000	UnitedHealth Group Incorporated	..... NO.....	1
		00000	83-2089623				MedExpress Urgent Care – Northern New Jersey PC	.. NJ.....	.. NIA.....	Physician(s) Owned	Influence.....	0.000	UnitedHealth Group Incorporated	..... NO.....	1
		00000	45-5388778				MedExpress Urgent Care – New Jersey, P.C.	.. NJ.....	.. NIA.....	Physician(s) Owned	Influence.....	0.000	UnitedHealth Group Incorporated	..... NO.....	1
		00000	32-0533926				MedExpress Urgent Care Alabama, LLC	.. AL.....	.. NIA.....	Urgent Care Holdings, LLC	Ownership.....	100.000	UnitedHealth Group Incorporated	..... NO.....	1
		00000	81-4030280				MedExpress Urgent Care Arizona, P.C.	.. AZ.....	.. NIA.....	Physician(s) Owned	Influence.....	0.000	UnitedHealth Group Incorporated	..... NO.....	1
		00000	46-4348120				MedExpress Urgent Care Arkansas, P.A.	.. AR.....	.. NIA.....	Physician(s) Owned	Influence.....	0.000	UnitedHealth Group Incorporated	..... NO.....	1
		00000	82-0930142				MedExpress Urgent Care California, P.C.	.. CA.....	.. NIA.....	Physician(s) Owned	Influence.....	0.000	UnitedHealth Group Incorporated	..... NO.....	1
		00000	81-1956812				MedExpress Urgent Care Connecticut, P.C.	.. CT.....	.. NIA.....	Physician(s) Owned	Influence.....	0.000	UnitedHealth Group Incorporated	..... NO.....	1
		00000	82-1135336				MedExpress Urgent Care Idaho, P.C.	.. ID.....	.. NIA.....	Physician(s) Owned	Influence.....	0.000	UnitedHealth Group Incorporated	..... NO.....	1
		00000	47-4308614				MedExpress Urgent Care Illinois, P.C.	.. IL.....	.. NIA.....	Physician(s) Owned	Influence.....	0.000	UnitedHealth Group Incorporated	..... NO.....	1
		00000	81-5353472				MedExpress Urgent Care Iowa, P.C.	.. IA.....	.. NIA.....	Physician(s) Owned	Influence.....	0.000	UnitedHealth Group Incorporated	..... NO.....	1
		00000	47-1919283				MedExpress Urgent Care Kansas, P.A.	.. KS.....	.. NIA.....	Physician(s) Owned	Influence.....	0.000	UnitedHealth Group Incorporated	..... NO.....	1
		00000	82-1719888				MedExpress Urgent Care Maine, Inc.	.. ME.....	.. NIA.....	Urgent Care Holdings, LLC	Ownership.....	100.000	UnitedHealth Group Incorporated	..... NO.....	1
		00000	81-1125396				MedExpress Urgent Care Minnesota P.C.	.. MN.....	.. NIA.....	Physician(s) Owned	Influence.....	0.000	UnitedHealth Group Incorporated	..... NO.....	1
		00000	47-3132625				MedExpress Urgent Care Missouri P.C.	.. MO.....	.. NIA.....	Physician(s) Owned	Influence.....	0.000	UnitedHealth Group Incorporated	..... NO.....	1
		00000	82-0631738				MedExpress Urgent Care New Hampshire, Inc.	.. NH.....	.. NIA.....	Urgent Care Holdings, LLC	Ownership.....	100.000	UnitedHealth Group Incorporated	..... NO.....	1
		00000	81-5138747				MedExpress Urgent Care North Carolina, P.C.	.. NC.....	.. NIA.....	Physician(s) Owned	Influence.....	0.000	UnitedHealth Group Incorporated	..... NO.....	1
		00000	20-2545363				MedExpress Urgent Care of Boynton Beach, LLC	.. FL.....	.. NIA.....	MedExpress Development, LLC	Ownership.....	100.000	UnitedHealth Group Incorporated	..... NO.....	1
		00000	82-1919436				MedExpress Urgent Care Oregon, P.C.	.. OR.....	.. NIA.....	Physician(s) Owned	Influence.....	0.000	UnitedHealth Group Incorporated	..... NO.....	1
		00000	81-5362765				MedExpress Urgent Care Rhode Island, P.C.	.. RI.....	.. NIA.....	Physician(s) Owned	Influence.....	0.000	UnitedHealth Group Incorporated	..... NO.....	1
		00000	81-5380706				MedExpress Urgent Care South Carolina, P.C.	.. SC.....	.. NIA.....	Physician(s) Owned	Influence.....	0.000	UnitedHealth Group Incorporated	..... NO.....	1
		00000	47-5147441				MedExpress Urgent Care Texas, P.A.	.. TX.....	.. NIA.....	Physician(s) Owned	Influence.....	0.000	UnitedHealth Group Incorporated	..... NO.....	1
		00000	82-2443118				MedExpress Urgent Care Washington, P.C.	.. WA.....	.. NIA.....	Physician(s) Owned	Influence.....	0.000	UnitedHealth Group Incorporated	..... NO.....	1
		00000	81-4281678				MedExpress Urgent Care Wisconsin, S.C.	.. WI.....	.. NIA.....	Physician(s) Owned	Influence.....	0.000	UnitedHealth Group Incorporated	..... NO.....	1
		00000	85-1474287				MedExpress Urgent Care, Inc. – Ohio	.. OH.....	.. NIA.....	Urgent Care Holdings, LLC	Ownership.....	100.000	UnitedHealth Group Incorporated	..... NO.....	1
		00000	26-4546400				MedExpress Urgent Care, Inc. – West Virginia	.. WV.....	.. NIA.....	Physician(s) Owned	Influence.....	0.000	UnitedHealth Group Incorporated	..... NO.....	1
		00000	47-1804667				MedExpress Urgent Care, P.C. – Georgia	.. GA.....	.. NIA.....	Physician(s) Owned	Influence.....	0.000	UnitedHealth Group Incorporated	..... NO.....	1
		00000	90-0929572				MedExpress Urgent Care, P.C. – Indiana	.. IN.....	.. NIA.....	Physician(s) Owned	Influence.....	0.000	UnitedHealth Group Incorporated	..... NO.....	1
		00000	45-3461101				MedExpress Urgent Care, P.C. – Maryland	.. MD.....	.. NIA.....	Physician(s) Owned	Influence.....	0.000	UnitedHealth Group Incorporated	..... NO.....	1
		00000	47-1857908				MedExpress Urgent Care, P.C. – Massachusetts	.. MA.....	.. NIA.....	Physician(s) Owned	Influence.....	0.000	UnitedHealth Group Incorporated	..... NO.....	1
		00000	46-4793937				MedExpress Urgent Care, P.C. – Michigan	.. MI.....	.. NIA.....	Physician(s) Owned	Influence.....	0.000	UnitedHealth Group Incorporated	..... NO.....	1
		00000	47-1824365				MedExpress Urgent Care, P.C. – Oklahoma	.. OK.....	.. NIA.....	Physician(s) Owned	Influence.....	0.000	UnitedHealth Group Incorporated	..... NO.....	1
		00000	26-3750502				MedExpress Urgent Care, P.C. – Pennsylvania	.. PA.....	.. NIA.....	Physician(s) Owned	Influence.....	0.000	UnitedHealth Group Incorporated	..... NO.....	1
		00000	45-4973138				MedExpress Urgent Care, P.C. – Tennessee	.. TN.....	.. NIA.....	Physician(s) Owned	Influence.....	0.000	UnitedHealth Group Incorporated	..... NO.....	1
		00000	45-3123110				MedExpress Urgent Care, P.C. – Virginia	.. VA.....	.. NIA.....	Physician(s) Owned	Influence.....	0.000	UnitedHealth Group Incorporated	..... NO.....	1
		00000	83-1565124				MedExpress Urgent Care, P.S.C. – Kentucky	.. KY.....	.. NIA.....	Physician(s) Owned	Influence.....	0.000	UnitedHealth Group Incorporated	..... NO.....	1
		00000	45-5436856				MedExpress, Inc. – Delaware	.. DE.....	.. NIA.....	Physician(s) Owned	Influence.....	0.000	UnitedHealth Group Incorporated	..... NO.....	1
		00000	26-2947990				Medical Center Home Health, LLC	.. TN.....	.. NIA.....	West Tennessee HomeCare, LLC	Ownership.....	100.000	UnitedHealth Group Incorporated	..... NO.....	1
		00000	26-1541198				Medical Centers HomeCare, LLC	.. AL.....	.. NIA.....	Alabama Health Care Group, LLC	Ownership.....	67.000	UnitedHealth Group Incorporated	..... NO.....	1
		00000	75-2566987				Medical Clinic of North Texas PLLC	.. TX.....	.. NIA.....	USMD Affiliated Services	Ownership.....	100.000	UnitedHealth Group Incorporated	..... NO.....	1
		00000					Medical Hilfe S.A.	.. CHL.....	.. NIA.....	Saden S.A.	Ownership.....	0.000	UnitedHealth Group Incorporated	..... NO.....	1
		00000					Medical Hilfe S.A.	.. CHL.....	.. NIA.....	Home Medical S.A.	Ownership.....	100.000	UnitedHealth Group Incorporated	..... NO.....	1
		00000	95-4708497				Medical Support Los Angeles, Inc.	.. CA.....	.. NIA.....	MSLA Management LLC	Ownership.....	100.000	UnitedHealth Group Incorporated	..... NO.....	1
		00000	26-0636717				Medical Surgical Centers of America, Inc.	.. DE.....	.. NIA.....	ASC Network, LLC	Ownership.....	100.000	UnitedHealth Group Incorporated	..... NO.....	1

STATEMENT AS OF JUNE 30, 2024 OF THE UnitedHealthcare of Wisconsin, Inc.

**SCHEDULE Y**  
**PART 1A - DETAIL OF INSURANCE HOLDING COMPANY SYSTEM**

1	2	3	4	5	6	7	8	9	10	11	12	13	14	15	16
Group Code	Group Name	NAIC Company Code	ID Number	Federal RSSD	CIK	Name of Securities Exchange if Publicly Traded (U.S. or International)	Names of Parent, Subsidiaries Or Affiliates	Domi-ciliary Location	Relation-ship to Reporting Entity	Directly Controlled by (Name of Entity/Person)	Type of Control (Ownership, Board, Management, Attorney-in-Fact, Influence, Other)	If Control is Ownership Provide Percentage	Ultimate Controlling Entity(ies)/Person(s)	Is an SCA Filing Re-quired? (Yes/No)	*
		00000	75-2515691				MedSynergies, LLC	..DE	..NIA	Mustang Razorback Holdings, Inc.	Ownership	100.000	UnitedHealth Group Incorporated	..NO	
		00000	58-2101921				Melbourne Surgery Center, LLC	..GA	..NIA	Surgical Care Partners of Melbourne, LLC	Ownership	100.000	UnitedHealth Group Incorporated	..NO	
		00000	82-4964787				Memorial City Holdings, LLC	..DE	..NIA	SCA-Memorial City, LLC	Ownership	61.174	UnitedHealth Group Incorporated	..NO	
		00000	82-3689933				Memorial City Partners, LLC	..DE	..NIA	Memorial City Holdings, LLC	Ownership	64.390	UnitedHealth Group Incorporated	..NO	
		00000	37-1782795				Memorial Houston Surgery Center, LLC	..TX	..NIA	SCA-Memorial, LLC	Ownership	56.235	UnitedHealth Group Incorporated	..NO	
		00000	26-1394069				MemorialCare Surgical Center at Orange Coast, LLC	..CA	..NIA	Beach Surgical Holdings LLC	Ownership	51.987	UnitedHealth Group Incorporated	..NO	2
		00000	20-3678259				MemorialCare Surgical Center at Saddleback, LLC	..CA	..NIA	Monarch HealthCare, A Medical Group, Inc.	Ownership	4.719	UnitedHealth Group Incorporated	..NO	2
		00000	20-3678259				MemorialCare Surgical Center at Saddleback, LLC	..CA	..NIA	Beach Surgical Holdings LLC	Ownership	53.256	UnitedHealth Group Incorporated	..NO	2
		00000	47-0944781				Mena Medical Center Home Health, L.L.C.	..AR	..NIA	Arkansas Health Care Group, LLC	Ownership	100.000	UnitedHealth Group Incorporated	..NO	
		00000	72-1586356				Mena Medical Center Hospice, L.L.C.	..AR	..NIA	Arkansas Health Care Group, LLC	Ownership	100.000	UnitedHealth Group Incorporated	..NO	
		00000	62-1396317				Mental Health Resources, PLLC	..TN	..NIA	Physician(s) Owned	Influence	0.000	UnitedHealth Group Incorporated	..NO	1
		00000	27-0203906				Mesquite Liberty, LLC	..NV	..NIA	Sierra Health Services, Inc.	Ownership	76.830	UnitedHealth Group Incorporated	..NO	
		00000	38-3861395				MGH/SCA, LLC	..CA	..NIA	SC Affiliates, LLC	Ownership	1.000	UnitedHealth Group Incorporated	..NO	
		00000	38-3861395				MGH/SCA, LLC	..CA	..NIA	Marin Surgery Holdings, Inc.	Ownership	99.000	UnitedHealth Group Incorporated	..NO	
		00000	27-4691544				MH Physician Three Holdco, a Medical Corporation	..CA	..NIA	Physician(s) Owned	Influence	0.000	UnitedHealth Group Incorporated	..NO	1
		00000	27-2252446				MHC Real Estate Holdings, LLC	..CA	..NIA	Monarch Management Services, Inc.	Ownership	100.000	UnitedHealth Group Incorporated	..NO	
		00000	80-0507474				MHCA, Inc.	..CA	..NIA	Monarch HealthCare, A Medical Group, Inc.	Ownership	100.000	UnitedHealth Group Incorporated	..NO	1
		00000	27-4691508				MHIPA Physician Two Holdco, a Medical Corporation	..CA	..NIA	Physician(s) Owned	Influence	0.000	UnitedHealth Group Incorporated	..NO	1
		00000	36-4600281				Miami Surgery Center, LLC	..DE	..NIA	SCA-Doral, LLC	Ownership	50.185	UnitedHealth Group Incorporated	..NO	
		00000	30-0965767				Michigan In-Home Healthcare Partnership-I, LLC	..MI	..NIA	In-Home Healthcare Partnership, LLC	Ownership	100.000	UnitedHealth Group Incorporated	..NO	
		00000	36-4857987				Michigan In-Home Healthcare Partnership-II, LLC	..MI	..NIA	In-Home Healthcare Partnership, LLC	Ownership	100.000	UnitedHealth Group Incorporated	..NO	
		00000	38-4025399				Michigan In-Home Healthcare Partnership-III, LLC	..MI	..NIA	In-Home Healthcare Partnership, LLC	Ownership	100.000	UnitedHealth Group Incorporated	..NO	
		00000	30-0965701				Michigan In-Home Healthcare Partnership-IV, LLC	..MI	..NIA	In-Home Healthcare Partnership, LLC	Ownership	100.000	UnitedHealth Group Incorporated	..NO	
		00000	81-5275489				Michigan In-Home Partner-I, LLC	..MI	..NIA	Michigan In-Home Healthcare Partnership-I, LLC	Ownership	100.000	UnitedHealth Group Incorporated	..NO	
		00000	30-0967541				Michigan In-Home Partner-II, LLC	..MI	..NIA	Michigan In-Home Healthcare Partnership-II, LLC	Ownership	100.000	UnitedHealth Group Incorporated	..NO	
		00000	81-5278498				Michigan In-Home Partner-III, LLC	..MI	..NIA	Michigan In-Home Healthcare Partnership-III, LLC	Ownership	100.000	UnitedHealth Group Incorporated	..NO	
		00000	81-5278983				Michigan In-Home Partner-IV, LLC	..MI	..NIA	Michigan In-Home Healthcare Partnership-IV, LLC	Ownership	100.000	UnitedHealth Group Incorporated	..NO	
		00000	81-1663790				Mid Cities ASC, LP	..TX	..NIA	Cardiac Cath Lab of Mid Cities, LP	Ownership	100.000	UnitedHealth Group Incorporated	..NO	2
0707	UnitedHealth Group Incorporated	66087	62-0724538				Mid-West National Life Insurance Company of Tennessee	..TX	..IA	HealthMarkets, LLC	Ownership	100.000	UnitedHealth Group Incorporated	..NO	
		00000	20-3345412				Midlands Orthopaedics Surgery Center, LLC	..SC	..NIA	SCA-Midlands, LLC	Ownership	39.561	UnitedHealth Group Incorporated	..NO	2
		00000	82-2873776				Midtown Medical, L.P.	..CA	..NIA	MH Physician Three Holdco, a Medical Corporation	Ownership	99.999	UnitedHealth Group Incorporated	..NO	1
		00000	20-8103522				Midwest Center for Day Surgery, LLC	..IL	..NIA	Advocate-SCA Partners, LLC	Ownership	54.177	UnitedHealth Group Incorporated	..NO	
		00000					Midwest Hospice, LLC	..AR	..NIA	National Health Industries, Inc.	Ownership	100.000	UnitedHealth Group Incorporated	..NO	
		00000	93-2143215				Midwest JV Holdings, LLC	..DE	..NIA	Midwest Surgery Center Holdings, LLC	Ownership	100.000	UnitedHealth Group Incorporated	..NO	
		00000	93-2752896				Midwest Surgery Center Holdings, LLC	..DE	..NIA	SC Affiliates, LLC	Ownership	100.000	UnitedHealth Group Incorporated	..NO	
		00000	41-1537436				Midwest Surgery Center, LLC	..MN	..NIA	Midwest JV Holdings, LLC	Ownership	20.000	UnitedHealth Group Incorporated	..NO	2

16.35

STATEMENT AS OF JUNE 30, 2024 OF THE UnitedHealthcare of Wisconsin, Inc.

**SCHEDULE Y**  
**PART 1A - DETAIL OF INSURANCE HOLDING COMPANY SYSTEM**

1	2	3	4	5	6	7	8	9	10	11	12	13	14	15	16
Group Code	Group Name	NAIC Company Code	ID Number	Federal RSSD	CIK	Name of Securities Exchange if Publicly Traded (U.S. or International)	Names of Parent, Subsidiaries Or Affiliates	Domi-ciliary Location	Relation-ship to Reporting Entity	Directly Controlled by (Name of Entity/Person)	Type of Control (Ownership, Board, Management, Attorney-in-Fact, Influence, Other)	If Control is Ownership Provide Percentage	Ultimate Controlling Entity(ies)/Person(s)	Is an SCA Filing Re-quired? (Yes/No)	*
		00000	83-0543458				Mile High SurgiCenter, LLC	CO	NIA	SCA-Denver Physicians Holdings, LLC	Ownership	100.000	UnitedHealth Group Incorporated	NO	
		00000	47-2117693				Mindscares Counseling, PLLC	CT	NIA	Refresh Connecticut, PLLC	Ownership	100.000	UnitedHealth Group Incorporated	NO	1
		00000	46-2511957				Minnesota Health Care Group, LLC	MN	NIA	LHC Group, Inc.	Ownership	100.000	UnitedHealth Group Incorporated	NO	
		00000	68-0490418				Mississippi Health Care Group, LLC	MS	NIA	LHC Group, Inc.	Ownership	100.000	UnitedHealth Group Incorporated	NO	
		00000	26-0784038				Mississippi HomeCare of Jackson II, LLC	MS	NIA	Mississippi Health Care Group, LLC	Ownership	67.000	UnitedHealth Group Incorporated	NO	
		00000	01-0689757				Mississippi HomeCare, L.L.C.	MS	NIA	Mississippi Health Care Group, LLC	Ownership	100.000	UnitedHealth Group Incorporated	NO	
		00000	85-1606644				Mississippi Physical Therapy Services of Biloxi, LLC	MS	NIA	Mississippi Health Care Group, LLC	Ownership	100.000	UnitedHealth Group Incorporated	NO	
		00000	61-1495255				Missouri Health Care Group, LLC	MO	NIA	LHC Group, Inc.	Ownership	100.000	UnitedHealth Group Incorporated	NO	
		00000	88-3684122				Missouri Physical Therapy Services of Creve Coeur, LLC	MO	NIA	Missouri Health Care Group, LLC	Ownership	100.000	UnitedHealth Group Incorporated	NO	
		00000	87-0737157				Mizell Memorial Hospital HomeCare, LLC	AL	NIA	Alabama Health Care Group, LLC	Ownership	90.000	UnitedHealth Group Incorporated	NO	
		00000	26-3831640				MJ Nursing at Black Stone, LLC	OH	NIA	Black Stone of Cincinnati, LLC	Ownership	100.000	UnitedHealth Group Incorporated	NO	
		00000	81-2977678				Mobile Medical Services of New Jersey, PC	NJ	NIA	Physician(s) Owned	Influence	0.000	UnitedHealth Group Incorporated	NO	1
		00000	30-0445773				Mobile Medical Services, P.C.	NY	NIA	Physician(s) Owned	Influence	0.000	UnitedHealth Group Incorporated	NO	1
		00000	63-0883553				Mobile-SC, LTD.	AL	NIA	SCA-Mobile, LLC	Ownership	20.000	UnitedHealth Group Incorporated	NO	2
		00000	83-0632231				Mohawk Surgery Center, LLC	FL	NIA	PPH Holdings, LLC	Ownership	10.000	UnitedHealth Group Incorporated	NO	2
		00000	22-3935634				Monarch Health Plan, Inc.	CA	NIA	Monarch HealthCare, A Medical Group, Inc.	Ownership	100.000	UnitedHealth Group Incorporated	NO	1
		00000	33-0587660				Monarch HealthCare, A Medical Group, Inc.	CA	NIA	MH Physician Three Holdco, a Medical Corporation	Ownership	100.000	UnitedHealth Group Incorporated	NO	1
		00000	45-3142852				Monarch Management Services, Inc.	DE	NIA	Collaborative Care Holdings, LLC	Ownership	100.000	UnitedHealth Group Incorporated	NO	
		00000	52-1401868				Montgomery Surgery Center Limited Partnership	MD	NIA	Maryland-SCA Centers, LLC	Ownership	7.000	UnitedHealth Group Incorporated	NO	
		00000	52-1401868				Montgomery Surgery Center Limited Partnership	MD	NIA	Maryland Ambulatory Centers, LLC	Ownership	51.000	UnitedHealth Group Incorporated	NO	
		00000	36-4794488				Mooresville Home Care Services, LLC	DE	NIA	AFAM Holding Co VI, LLC	Ownership	100.000	UnitedHealth Group Incorporated	NO	
		00000	22-3851957				Morris Avenue Endoscopy, L.L.C.	NJ	NIA	GI Ventures, LLC	Ownership	51.000	UnitedHealth Group Incorporated	NO	2
		00000	26-3513595				Morris County Surgical Center, LLC	NJ	NIA	Virtua-SCA Holdings, LLC	Ownership	55.164	UnitedHealth Group Incorporated	NO	2
		00000	26-2792774				Morristown-Hamblen HomeCare and Hospice, LLC	TN	NIA	University of TN Medical Center Home Care Services, LLC	Ownership	100.000	UnitedHealth Group Incorporated	NO	
		00000	26-3042733				Mountaineer HomeCare, LLC	WV	NIA	LHC HomeCare of West Virginia, LLC	Ownership	100.000	UnitedHealth Group Incorporated	NO	
		00000	81-1633765				MSLA Management LLC	DE	NIA	OptumHealth Holdings, LLC	Ownership	100.000	UnitedHealth Group Incorporated	NO	
		00000	62-1506649				Mt. Pleasant Surgery Center, L.P.	TN	NIA	SCA-Mt. Pleasant, LLC	Ownership	99.000	UnitedHealth Group Incorporated	NO	
		00000	62-1506649				Mt. Pleasant Surgery Center, L.P.	TN	NIA	Endoscopy Center Affiliates, Inc.	Ownership	1.000	UnitedHealth Group Incorporated	NO	
		00000	77-0670885				Munroe Regional HomeCare, LLC	FL	NIA	LHC Health Care Group of Florida, LLC	Ownership	51.000	UnitedHealth Group Incorporated	NO	
		00000	45-4450466				Murrells Inlet ASC, LLC	SC	NIA	SCA Murrells Inlet, LLC	Ownership	65.000	UnitedHealth Group Incorporated	NO	
		00000	47-1935798				Mustang Razorback Holdings, Inc.	DE	NIA	Optum360 Solutions, LLC	Ownership	100.000	UnitedHealth Group Incorporated	NO	
		00000	26-2564744				My Wellness Solutions, LLC	DE	NIA	OptumHealth Care Solutions, LLC	Ownership	100.000	UnitedHealth Group Incorporated	NO	
		00000	20-3236839				NAMM Holdings, Inc.	DE	NIA	Aveta Inc.	Ownership	100.000	UnitedHealth Group Incorporated	NO	
		00000	26-2627070				NAMM Medical Group Holdings, Inc.	CA	NIA	Physician(s) Owned	Influence	0.000	UnitedHealth Group Incorporated	NO	1
		00000	20-8822378				National Cardiovascular Partners GP, LLC	TX	NIA	Laurus Healthcare, L.P.	Ownership	100.000	UnitedHealth Group Incorporated	NO	
		00000	20-8822411				National Cardiovascular Partners, LP	TX	NIA	National Cardiovascular Partners GP, LLC	Ownership	1.000	UnitedHealth Group Incorporated	NO	
		00000	20-8822411				National Cardiovascular Partners, LP	TX	NIA	Laurus Healthcare, L.P.	Ownership	99.000	UnitedHealth Group Incorporated	NO	
		00000	45-4473815				National Decision Support Company, LLC	DE	NIA	Change Healthcare Solutions, LLC	Ownership	100.000	UnitedHealth Group Incorporated	NO	
.0707	UnitedHealth Group Incorporated	98205	73-1187572				National Foundation Life Insurance Company	TX	IA	Enterprise Life Insurance Company	Ownership	100.000	UnitedHealth Group Incorporated	NO	
		00000	61-0997496				National Health Industries, Inc.	KY	NIA	Almost Family, Inc.	Ownership	100.000	UnitedHealth Group Incorporated	NO	
		00000	75-2441699				National Health Information Network, Inc.	TX	NIA	eRx Network, LLC	Ownership	100.000	UnitedHealth Group Incorporated	NO	
.0707	UnitedHealth Group Incorporated	95251	76-0196559				National Pacific Dental, Inc.	TX	IA	Dental Benefit Providers, Inc.	Ownership	100.000	UnitedHealth Group Incorporated	NO	
		00000	36-3549627				National Surgery Centers, LLC	DE	NIA	Surgical Care Affiliates, LLC	Ownership	100.000	UnitedHealth Group Incorporated	NO	
		00000	45-3735192				Navigator Health, Inc.	DE	NIA	naviHealth Holdings, LLC	Ownership	100.000	UnitedHealth Group Incorporated	NO	

STATEMENT AS OF JUNE 30, 2024 OF THE UnitedHealthcare of Wisconsin, Inc.

**SCHEDULE Y**  
**PART 1A - DETAIL OF INSURANCE HOLDING COMPANY SYSTEM**

1	2	3	4	5	6	7	8	9	10	11	12	13	14	15	16
Group Code	Group Name	NAIC Company Code	ID Number	Federal RSSD	CIK	Name of Securities Exchange if Publicly Traded (U.S. or International)	Names of Parent, Subsidiaries Or Affiliates	Domiciliary Location	Relationship to Reporting Entity	Directly Controlled by (Name of Entity/Person)	Type of Control (Ownership, Board, Management, Attorney-in-Fact, Influence, Other)	If Control is Ownership Provide Percentage	Ultimate Controlling Entity(ies)/Person(s)	Is an SCA Filing Required? (Yes/No)	*
		00000	84-2283691				Naviguard, Inc.	DE	NIA	United HealthCare Services, Inc.	Ownership	100.000	UnitedHealth Group Incorporated	NO	
		00000	84-3482655				naviHealth Care at Home, LLC	DE	NIA	naviHealth, Inc.	Ownership	100.000	UnitedHealth Group Incorporated	NO	
		00000	84-5020906				naviHealth Coordinated Care, LLC	DE	NIA	naviHealth, Inc.	Ownership	100.000	UnitedHealth Group Incorporated	NO	
		00000	35-2431677				naviHealth Holdings, LLC	DE	NIA	Nomad Buyer, Inc.	Ownership	100.000	UnitedHealth Group Incorporated	NO	
		00000	61-1669841				naviHealth SM Holdings, Inc.	DE	NIA	naviHealth Holdings, LLC	Ownership	100.000	UnitedHealth Group Incorporated	NO	
		00000	36-4719151				naviHealth, Inc.	DE	NIA	naviHealth Holdings, LLC	Ownership	100.000	UnitedHealth Group Incorporated	NO	
		00000	47-2693055				NC Center For Resiliency, PLLC	NC	NIA	Physician(s) Owned	Influence	0.000	UnitedHealth Group Incorporated	NO	1
		00000	47-1551420				NCP Cardiac Cath Lab of Alexandria, LP	TX	NIA	National Cardiovascular Partners, LP	Ownership	99.000	UnitedHealth Group Incorporated	NO	
		00000	47-1551420				NCP Cardiac Cath Lab of Alexandria, LP	TX	NIA	National Cardiovascular Partners GP, LLC	Ownership	1.000	UnitedHealth Group Incorporated	NO	
		00000	27-4320833				NCP Cardiac Cath Lab of Beaumont, LP	TX	NIA	National Cardiovascular Partners, LP	Ownership	99.000	UnitedHealth Group Incorporated	NO	
		00000	27-4320833				NCP Cardiac Cath Lab of Beaumont, LP	TX	NIA	National Cardiovascular Partners GP, LLC	Ownership	1.000	UnitedHealth Group Incorporated	NO	
		00000	80-0948081				NCP Cardiac Cath Lab of Bryan/College Station, LP	TX	NIA	National Cardiovascular Partners, LP	Ownership	99.000	UnitedHealth Group Incorporated	NO	
		00000	80-0948081				NCP Cardiac Cath Lab of Bryan/College Station, LP	TX	NIA	National Cardiovascular Partners GP, LLC	Ownership	1.000	UnitedHealth Group Incorporated	NO	
		00000	47-5644963				NCP Cardiac Cath Lab of Collin County, LP	TX	NIA	National Cardiovascular Partners, LP	Ownership	99.000	UnitedHealth Group Incorporated	NO	
		00000	47-5644963				NCP Cardiac Cath Lab of Collin County, LP	TX	NIA	National Cardiovascular Partners GP, LLC	Ownership	1.000	UnitedHealth Group Incorporated	NO	
		00000	27-5206316				NCP Cardiac Cath Lab of Conroe, LP	TX	NIA	National Cardiovascular Partners, LP	Ownership	99.000	UnitedHealth Group Incorporated	NO	
		00000	27-5206316				NCP Cardiac Cath Lab of Conroe, LP	TX	NIA	National Cardiovascular Partners GP, LLC	Ownership	1.000	UnitedHealth Group Incorporated	NO	
		00000	45-3205421				NCP Cardiac Cath Lab of Dallas, LP	TX	NIA	National Cardiovascular Partners, LP	Ownership	99.000	UnitedHealth Group Incorporated	NO	
		00000	45-3205421				NCP Cardiac Cath Lab of Dallas, LP	TX	NIA	National Cardiovascular Partners GP, LLC	Ownership	1.000	UnitedHealth Group Incorporated	NO	
		00000	82-1917222				NCP Cardiac Cath Lab of East Fort Lauderdale, LLC	DE	NIA	National Cardiovascular Partners, LP	Ownership	85.710	UnitedHealth Group Incorporated	NO	
		00000	90-0883741				NCP Cardiac Cath Lab of Fort Worth, LP	TX	NIA	National Cardiovascular Partners, LP	Ownership	99.000	UnitedHealth Group Incorporated	NO	
		00000	90-0883741				NCP Cardiac Cath Lab of Fort Worth, LP	TX	NIA	National Cardiovascular Partners GP, LLC	Ownership	1.000	UnitedHealth Group Incorporated	NO	
		00000	47-3835690				NCP Cardiac Cath Lab of Lake Charles, LP	TX	NIA	National Cardiovascular Partners, LP	Ownership	99.000	UnitedHealth Group Incorporated	NO	
		00000	47-3835690				NCP Cardiac Cath Lab of Lake Charles, LP	TX	NIA	National Cardiovascular Partners GP, LLC	Ownership	1.000	UnitedHealth Group Incorporated	NO	
		00000	47-5592044				NCP Cardiac Cath Lab of Mid Cities, LP	TX	NIA	National Cardiovascular Partners, LP	Ownership	99.000	UnitedHealth Group Incorporated	NO	
		00000	47-5592044				NCP Cardiac Cath Lab of Mid Cities, LP	TX	NIA	National Cardiovascular Partners GP, LLC	Ownership	1.000	UnitedHealth Group Incorporated	NO	
		00000	38-3973808				NCP Cardiac Cath Lab of Phoenix, LLC	DE	NIA	National Cardiovascular Partners, LP	Ownership	84.440	UnitedHealth Group Incorporated	NO	
		00000	38-3973808				NCP Cardiac Cath Lab of Phoenix, LLC	DE	NIA	National Cardiovascular Partners GP, LLC	Ownership	0.850	UnitedHealth Group Incorporated	NO	
		00000	80-0273144				NCP Cardiac Cath Lab of Tyler, LP	TX	NIA	National Cardiovascular Partners, LP	Ownership	99.000	UnitedHealth Group Incorporated	NO	
		00000	80-0273144				NCP Cardiac Cath Lab of Tyler, LP	TX	NIA	National Cardiovascular Partners GP, LLC	Ownership	1.000	UnitedHealth Group Incorporated	NO	
		00000	45-1589735				NCP Cardiac Cath Lab of Waco, LP	TX	NIA	National Cardiovascular Partners, LP	Ownership	99.000	UnitedHealth Group Incorporated	NO	
		00000	45-1589735				NCP Cardiac Cath Lab of Waco, LP	TX	NIA	National Cardiovascular Partners GP, LLC	Ownership	1.000	UnitedHealth Group Incorporated	NO	
		00000					NCP Cardiac Cath Lab of Wichita, LP	TX	NIA	National Cardiovascular Partners, LP	Ownership	99.000	UnitedHealth Group Incorporated	NO	
		00000					NCP Cardiac Cath Lab of Wichita, LP	TX	NIA	National Cardiovascular Partners GP, LLC	Ownership	1.000	UnitedHealth Group Incorporated	NO	
		00000					NCP East Mesa, LLC	DE	NIA	National Cardiovascular Partners, LP	Ownership	100.000	UnitedHealth Group Incorporated	NO	
		00000	86-2740192				NCP East Valley Phoenix ASC, LLC	DE	NIA	National Cardiovascular Partners, LP	Ownership	100.000	UnitedHealth Group Incorporated	NO	
		00000	37-1703800				NCP Healthcare Holdings, Inc.	DE	NIA	NCP Investment Holdings, Inc.	Ownership	100.000	UnitedHealth Group Incorporated	NO	
		00000	26-0189146				NCP Healthcare Management Company	TX	NIA	National Cardiovascular Partners, LP	Ownership	100.000	UnitedHealth Group Incorporated	NO	
		00000	36-4744042				NCP Investment Holdings, Inc.	DE	NIA	Surgical Care Affiliates, LLC	Ownership	100.000	UnitedHealth Group Incorporated	NO	
		00000	83-3295394				NCP Phoenix Cardiac Cath and Surgical Center, LLC	DE	NIA	National Cardiovascular Partners, LP	Ownership	100.000	UnitedHealth Group Incorporated	NO	
		00000	83-3258917				NCP Phoenix Cardiovascular Practice, LLC	DE	NIA	National Cardiovascular Partners, LP	Ownership	100.000	UnitedHealth Group Incorporated	NO	
		00000	26-4382053				NCP Port Arthur Cardiac Cath Lab, LP	TX	NIA	National Cardiovascular Partners, LP	Ownership	99.000	UnitedHealth Group Incorporated	NO	
		00000	26-4382053				NCP Port Arthur Cardiac Cath Lab, LP	TX	NIA	National Cardiovascular Partners GP, LLC	Ownership	1.000	UnitedHealth Group Incorporated	NO	
		00000	46-5008635				Nebraska Health Care Group, LLC	NE	NIA	LHC Group, Inc.	Ownership	100.000	UnitedHealth Group Incorporated	NO	
		00000	27-0263191				Nebraska Spine Hospital, LLC	NE	NIA	H.I. Investments Holding Company, LLC	Ownership	15.000	UnitedHealth Group Incorporated	NO	2
0707	UnitedHealth Group Incorporated	95123	65-0996107				Neighborhood Health Partnership, Inc.	FL	IA	UnitedHealthcare, Inc.	Ownership	100.000	UnitedHealth Group Incorporated	NO	

STATEMENT AS OF JUNE 30, 2024 OF THE UnitedHealthcare of Wisconsin, Inc.

**SCHEDULE Y**  
**PART 1A - DETAIL OF INSURANCE HOLDING COMPANY SYSTEM**

1	2	3	4	5	6	7	8	9	10	11	12	13	14	15	16
Group Code	Group Name	NAIC Company Code	ID Number	Federal RSSD	CIK	Name of Securities Exchange if Publicly Traded (U.S. or International)	Names of Parent, Subsidiaries Or Affiliates	Domi-ciliary Location	Relation-ship to Reporting Entity	Directly Controlled by (Name of Entity/Person)	Type of Control (Ownership, Board, Management, Attorney-in-Fact, Influence, Other)	If Control is Ownership Provide Percentage	Ultimate Controlling Entity(ies)/Person(s)	Is an SCA Filing Re-quired? (Yes/No)	*
0707	UnitedHealth Group Incorporated	00000	20-4755277				Netwerkes, LLC	.. TN .....	.. NIA .....	Optum360 Solutions, LLC	Ownership.....	100.000	UnitedHealth Group Incorporated	.. NO .....	
		00000	35-2465420				Nevada Health Care Group, LLC	.. NV .....	.. NIA .....	LHC Group, Inc.	Ownership.....	100.000	UnitedHealth Group Incorporated	.. NO .....	
		95758	88-0228572				Nevada Pacific Dental	.. NV .....	.. IA .....	Dental Benefit Providers, Inc.	Ownership.....	100.000	UnitedHealth Group Incorporated	.. NO .....	
		00000	83-4359503				New Hampshire Health Care Group, LLC	.. NH .....	.. NIA .....	LHC Group, Inc.	Ownership.....	100.000	UnitedHealth Group Incorporated	.. NO .....	
		00000	84-3293183				New Hampshire Physical Therapy Services of Hanover, LLC	.. NH .....	.. NIA .....	New Hampshire Health Care Group, LLC	Ownership.....	100.000	UnitedHealth Group Incorporated	.. NO .....	
		00000	87-3033261				New Jersey Health Care Group, LLC	.. NJ .....	.. NIA .....	LHC Group, Inc.	Ownership.....	100.000	UnitedHealth Group Incorporated	.. NO .....	
		00000					New Mexico Health Care Group, LLC	.. NM .....	.. NIA .....	LHC Group, Inc.	Ownership.....	100.000	UnitedHealth Group Incorporated	.. NO .....	
		00000	88-2854505				New Mexico Physical Therapy Services of Albuquerque, LLC	.. NM .....	.. NIA .....	New Mexico Health Care Group, LLC	Ownership.....	100.000	UnitedHealth Group Incorporated	.. NO .....	
		00000	72-1267232				New Orleans Regional Physician Hospital Organization, L.L.C.	.. LA .....	.. NIA .....	UnitedHealthcare of Louisiana, Inc.	Ownership.....	100.000	UnitedHealth Group Incorporated	.. NO .....	
		00000	93-1173779				New Perspectives Center for Counseling & Therapy, L.L.C.	.. OR .....	.. NIA .....	Physician(s) Owned	Influence.....	0.000	UnitedHealth Group Incorporated	.. NO .....	1
		00000	84-1250135				New West Physicians, Inc.	.. CO .....	.. NIA .....	Newton Holdings, LLC	Ownership.....	100.000	UnitedHealth Group Incorporated	.. NO .....	
		00000	86-3891057				New York Licensed Clinical Social Work, P.C.	.. NY .....	.. NIA .....	Physician(s) Owned	Influence.....	0.000	UnitedHealth Group Incorporated	.. NO .....	1
		00000	30-1080342				Newton Holdings, LLC	.. DE .....	.. NIA .....	Collaborative Care Holdings, LLC	Ownership.....	100.000	UnitedHealth Group Incorporated	.. NO .....	
		00000	83-1111251				Nomad Buyer, Inc.	.. DE .....	.. NIA .....	UnitedHealth Group Incorporated	Ownership.....	100.000	UnitedHealth Group Incorporated	.. NO .....	
		00000	33-0673955				North American Medical Management California, Inc.	.. TN .....	.. NIA .....	NAMM Holdings, Inc.	Ownership.....	100.000	UnitedHealth Group Incorporated	.. NO .....	
		00000	20-3841313				North Carolina Health Care Group, LLC	.. NC .....	.. NIA .....	LHC Group, Inc.	Ownership.....	100.000	UnitedHealth Group Incorporated	.. NO .....	
		00000	81-4801601				North Carolina In-Home Healthcare Partnership-I, LLC	.. NC .....	.. NIA .....	In-Home Healthcare Partnership, LLC	Ownership.....	100.000	UnitedHealth Group Incorporated	.. NO .....	
		00000	38-4022047				North Carolina In-Home Healthcare Partnership-II, LLC	.. NC .....	.. NIA .....	In-Home Healthcare Partnership, LLC	Ownership.....	100.000	UnitedHealth Group Incorporated	.. NO .....	
		00000	81-4829700				North Carolina In-Home Healthcare Partnership-III, LLC	.. NC .....	.. NIA .....	In-Home Healthcare Partnership, LLC	Ownership.....	100.000	UnitedHealth Group Incorporated	.. NO .....	
		00000	35-2581142				North Carolina In-Home Healthcare Partnership-IV, LLC	.. NC .....	.. NIA .....	In-Home Healthcare Partnership, LLC	Ownership.....	100.000	UnitedHealth Group Incorporated	.. NO .....	
		00000	30-1107085				North Carolina In-Home Healthcare Partnership-IX, LLC	.. NC .....	.. NIA .....	In-Home Healthcare Partnership, LLC	Ownership.....	100.000	UnitedHealth Group Incorporated	.. NO .....	
		00000	37-1848101				North Carolina In-Home Healthcare Partnership-V, LLC	.. NC .....	.. NIA .....	In-Home Healthcare Partnership, LLC	Ownership.....	100.000	UnitedHealth Group Incorporated	.. NO .....	
		00000	32-0518535				North Carolina In-Home Healthcare Partnership-VI, LLC	.. NC .....	.. NIA .....	In-Home Healthcare Partnership, LLC	Ownership.....	100.000	UnitedHealth Group Incorporated	.. NO .....	
		00000	61-1815577				North Carolina In-Home Healthcare Partnership-VII, LLC	.. NC .....	.. NIA .....	In-Home Healthcare Partnership, LLC	Ownership.....	100.000	UnitedHealth Group Incorporated	.. NO .....	
		00000	32-0573315				North Carolina In-Home Healthcare Partnership-VIII, LLC	.. NC .....	.. NIA .....	In-Home Healthcare Partnership, LLC	Ownership.....	100.000	UnitedHealth Group Incorporated	.. NO .....	
		00000	30-0996614				North Carolina In-Home Partner-I, LLC	.. NC .....	.. NIA .....	North Carolina In-Home Healthcare Partnership-I, LLC	Ownership.....	100.000	UnitedHealth Group Incorporated	.. NO .....	
		00000	81-4811792				North Carolina In-Home Partner-II, LLC	.. NC .....	.. NIA .....	North Carolina In-Home Healthcare Partnership-II, LLC	Ownership.....	100.000	UnitedHealth Group Incorporated	.. NO .....	
		00000	30-0996677				North Carolina In-Home Partner-III, LLC	.. NC .....	.. NIA .....	North Carolina In-Home Healthcare Partnership-III, LLC	Ownership.....	100.000	UnitedHealth Group Incorporated	.. NO .....	
		00000	81-4914018				North Carolina In-Home Partner-IV, LLC	.. NC .....	.. NIA .....	North Carolina In-Home Healthcare Partnership-IV, LLC	Ownership.....	100.000	UnitedHealth Group Incorporated	.. NO .....	
		00000	83-1304076				North Carolina In-Home Partner-IX, LLC	.. NC .....	.. NIA .....	North Carolina In-Home Healthcare Partnership-IX, LLC	Ownership.....	100.000	UnitedHealth Group Incorporated	.. NO .....	
		00000	81-5292449				North Carolina In-Home Partner-V, LLC	.. NC .....	.. NIA .....	North Carolina In-Home Healthcare Partnership-V, LLC	Ownership.....	100.000	UnitedHealth Group Incorporated	.. NO .....	

STATEMENT AS OF JUNE 30, 2024 OF THE UnitedHealthcare of Wisconsin, Inc.

**SCHEDULE Y**  
**PART 1A - DETAIL OF INSURANCE HOLDING COMPANY SYSTEM**

1	2	3	4	5	6	7	8	9	10	11	12	13	14	15	16
Group Code	Group Name	NAIC Company Code	ID Number	Federal RSSD	CIK	Name of Securities Exchange if Publicly Traded (U.S. or International)	Names of Parent, Subsidiaries Or Affiliates	Domi-ciliary Location	Relation-ship to Reporting Entity	Directly Controlled by (Name of Entity/Person)	Type of Control (Ownership, Board, Management, Attorney-in-Fact, Influence, Other)	If Control is Ownership Provide Percentage	Ultimate Controlling Entity(ies)/Person(s)	Is an SCA Filing Re-quired? (Yes/No)	*
		00000	81-5476171				North Carolina In-Home Partner-VI, LLC	NC	NIA	North Carolina In-Home Healthcare Partnership-VI, LLC	Ownership	100.000	UnitedHealth Group Incorporated	NO	
		00000	81-5293415				North Carolina In-Home Partner-VII, LLC	NC	NIA	North Carolina In-Home Healthcare Partnership-VII, LLC	Ownership	100.000	UnitedHealth Group Incorporated	NO	
		00000	83-1323380				North Carolina In-Home Partner-VIII, LLC	NC	NIA	North Carolina In-Home Healthcare Partnership-VIII, LLC	Ownership	100.000	UnitedHealth Group Incorporated	NO	
		00000	27-2248103				North Dallas Surgical Center, LLC	DE	NIA	Surgical Care Affiliates, LLC	Influence	0.000	UnitedHealth Group Incorporated	NO	
		00000	91-1276412				North Kitsap Ambulatory Surgery Center, LLC	WA	NIA	SCA Pacific Surgery Holdings, LLC	Ownership	9.990	UnitedHealth Group Incorporated	NO	2
		00000	20-1574246				North Okaloosa Home Health LLC	FL	NIA	AF-CH-HH, LLC	Ownership	100.000	UnitedHealth Group Incorporated	NO	
		00000	20-2564137				North Puget Sound Oncology Equipment Leasing Company, LLC	WA	NIA	Everett MSO, Inc.	Ownership	71.250	UnitedHealth Group Incorporated	NO	
		00000	26-1266166				Northampton Home Care, LLC	DE	NIA	AFAM Holding Co, LLC	Ownership	100.000	UnitedHealth Group Incorporated	NO	
		00000	35-2647028				Northeast Arkansas Partnership, LLC	AR	NIA	Arkansas Health Care Group, LLC	Ownership	60.000	UnitedHealth Group Incorporated	NO	
		00000	88-4214089				Northeast Georgia Home Health II, LLC	GA	NIA	Georgia Health Care Group, L.L.C.	Ownership	100.000	UnitedHealth Group Incorporated	NO	
		00000	27-0555075				Northeast Washington Home Health, Inc.	WA	NIA	Washington Health Care Group, LLC	Ownership	100.000	UnitedHealth Group Incorporated	NO	
		00000	81-1573604				Northern California Physicians Network, Inc., a Professional Corporation	CA	NIA	Shark Holdings, P.C.	Ownership	100.000	UnitedHealth Group Incorporated	NO	1
		00000	88-0245121				Northern Nevada Health Network, Inc.	NV	NIA	Sierra Health Services, Inc.	Ownership	100.000	UnitedHealth Group Incorporated	NO	
		00000	47-2128570				Northern New Jersey Center for Advanced Endoscopy, LLC	NJ	NIA	Northern New Jersey Endoscopy Holdings, LLC	Ownership	51.000	UnitedHealth Group Incorporated	NO	
		00000	63-1240726				Northern Rockies Surgery Center, L.P.	TN	NIA	Northern Rockies Surgicenter, Inc.	Ownership	34.000	UnitedHealth Group Incorporated	NO	2
		00000	81-0399251				Northern Rockies Surgicenter, Inc.	MT	NIA	National Surgery Centers, LLC	Ownership	100.000	UnitedHealth Group Incorporated	NO	
		00000	92-1092423				Northlake Real Estate Holdings, LLC	GA	NIA	SC Affiliates, LLC	Ownership	100.000	UnitedHealth Group Incorporated	NO	
		00000	62-1664325				Northlake Surgical Center, L.P.	GA	NIA	SC Affiliates, LLC	Ownership	1.000	UnitedHealth Group Incorporated	NO	
		00000	62-1664325				Northlake Surgical Center, L.P.	GA	NIA	Northlake Surgicare, Inc.	Ownership	99.000	UnitedHealth Group Incorporated	NO	
		00000	62-1643337				Northlake Surgicare, Inc.	GA	NIA	SC Affiliates, LLC	Ownership	100.000	UnitedHealth Group Incorporated	NO	
		00000	86-0646417				Northlight Counseling Associates, Inc.	AZ	NIA	Physician(s) Owned	Influence	0.000	UnitedHealth Group Incorporated	NO	1
		00000	83-2429969				Northshore Extended Care Hospital, LLC	LA	NIA	Louisiana Health Care Group, L.L.C.	Ownership	52.000	UnitedHealth Group Incorporated	NO	
		00000	27-1803583				Northwest Georgia Home Health, LLC	GA	NIA	Georgia Health Care Group, L.L.C.	Ownership	100.000	UnitedHealth Group Incorporated	NO	
		00000	91-1738970				Northwest Healthcare Alliance, Inc.	WA	NIA	Assured Capital Partners, Inc.	Ownership	100.000	UnitedHealth Group Incorporated	NO	
		00000	91-1699944				Northwest Medical Group Alliance, LLC	WA	NIA	The Polyclinic, PLLC	Ownership	21.480	UnitedHealth Group Incorporated	NO	1
		00000	45-5055997				Northwest Spine and Laser Surgery Center LLC	OR	NIA	Providence & SCA Off-Campus Holdings, LLC	Ownership	51.515	UnitedHealth Group Incorporated	NO	
		00000	37-1007387				Northwest Surgicare, LLC	DE	NIA	Surgery Center Holding, LLC	Ownership	100.000	UnitedHealth Group Incorporated	NO	
		00000	82-3009527				NP Services of IN, LLC	IN	NIA	National Health Industries, Inc.	Ownership	100.000	UnitedHealth Group Incorporated	NO	
		00000	82-2998879				NP Services of KY, LLC	KY	NIA	National Health Industries, Inc.	Ownership	100.000	UnitedHealth Group Incorporated	NO	
		00000	82-3026260				NP Services of NC, LLC	NC	NIA	National Health Industries, Inc.	Ownership	100.000	UnitedHealth Group Incorporated	NO	
		00000	82-4255048				NP Services of OH, LLC	OH	NIA	National Health Industries, Inc.	Ownership	100.000	UnitedHealth Group Incorporated	NO	
		00000	61-1855159				NPN IPA Washington, PLLC	WA	NIA	Everett Physicians, Inc. P.S.	Ownership	100.000	UnitedHealth Group Incorporated	NO	1
		00000	56-1963226				NSC Greensboro West, LLC	DE	NIA	National Surgery Centers, LLC	Ownership	49.000	UnitedHealth Group Incorporated	NO	2
		00000	56-1775016				NSC Greensboro, LLC	DE	NIA	National Surgery Centers, LLC	Ownership	100.000	UnitedHealth Group Incorporated	NO	
		00000	36-4210296				NSC Lancaster, LLC	DE	NIA	National Surgery Centers, LLC	Ownership	100.000	UnitedHealth Group Incorporated	NO	
		00000	91-1553479				NSC Seattle, Inc.	WA	NIA	National Surgery Centers, LLC	Ownership	100.000	UnitedHealth Group Incorporated	NO	
		00000	33-0812824				NSC Upland, LLC	DE	NIA	National Surgery Centers, LLC	Ownership	100.000	UnitedHealth Group Incorporated	NO	
		00000	38-3904633				Nurse on Call of Arizona, LLC	DE	NIA	Health at Home Holdings - Arizona, LLC	Ownership	100.000	UnitedHealth Group Incorporated	NO	
		00000	48-1300301				Oak Shadows of Jennings, L.L.C.	LA	NIA	Louisiana Health Care Group, L.L.C.	Ownership	91.000	UnitedHealth Group Incorporated	NO	
		00000	36-4119519				Oakbrook Subsidiary, Inc.	IL	NIA	ASC Network, LLC	Ownership	100.000	UnitedHealth Group Incorporated	NO	
		00000	38-2481929				Oakland Psychological Clinic, P.C.	MI	NIA	Perspectives of Troy, P.C.	Ownership	100.000	UnitedHealth Group Incorporated	NO	1
		00000	83-4364718				OC Cardiology Practice Partners, LLC	DE	NIA	SC Affiliates, LLC	Ownership	100.000	UnitedHealth Group Incorporated	NO	
		00000	84-3189778				OCC MSO, LLC	DE	NIA	OptumCare Specialty Practices, LLC	Ownership	50.000	UnitedHealth Group Incorporated	NO	

STATEMENT AS OF JUNE 30, 2024 OF THE UnitedHealthcare of Wisconsin, Inc.

**SCHEDULE Y**  
**PART 1A - DETAIL OF INSURANCE HOLDING COMPANY SYSTEM**

1	2	3	4	5	6	7	8	9	10	11	12	13	14	15	16
Group Code	Group Name	NAIC Company Code	ID Number	Federal RSSD	CIK	Name of Securities Exchange if Publicly Traded (U.S. or International)	Names of Parent, Subsidiaries Or Affiliates	Domiciliary Location	Relationship to Reporting Entity	Directly Controlled by (Name of Entity/Person)	Type of Control (Ownership, Board, Management, Attorney-in-Fact, Influence, Other)	If Control is Ownership Provide Percentage	Ultimate Controlling Entity(ies)/Person(s)	Is an SCA Filing Required? (Yes/No)	*
		00000	26-2948051				Ohio Health Care Group, LLC	OH	NIA	LHC Group, Inc.	Ownership	100.000	UnitedHealth Group Incorporated	NO	
		00000	26-3086449				Ohio HomeCare, LLC	OH	NIA	Ohio Health Care Group, LLC	Ownership	100.000	UnitedHealth Group Incorporated	NO	
		00000	84-2230289				Ohio In-Home Healthcare Partnership-I, LLC	OH	NIA	Ohio Health Care Group, LLC	Ownership	100.000	UnitedHealth Group Incorporated	NO	
		00000	84-2479780				Ohio In-Home Partner-I, LLC	OH	NIA	Ohio In-Home Healthcare Partnership-I, LLC	Ownership	100.000	UnitedHealth Group Incorporated	NO	
		00000	87-1767658				Ohio Physical Therapy Services of Mayfield Heights, LLC	OH	NIA	Ohio Health Care Group, LLC	Ownership	100.000	UnitedHealth Group Incorporated	NO	
		00000	87-4673219				Ohio Physical Therapy Services of Richmond Heights, LLC	OH	NIA	Ohio Health Care Group, LLC	Ownership	100.000	UnitedHealth Group Incorporated	NO	
		00000	85-0538001				Ohio Physical Therapy Services of Xenia, LLC	OH	NIA	Ohio Health Care Group, LLC	Ownership	100.000	UnitedHealth Group Incorporated	NO	
		00000	45-2662292				OhioSolutions.org LLC	OH	NIA	Refresh Mental Health, Inc.	Ownership	100.000	UnitedHealth Group Incorporated	NO	
		00000	93-0979031				OHR Physician Group, P.C.	OR	NIA	Physician(s) Owned	Influence	0.000	UnitedHealth Group Incorporated	NO	1
		00000	26-3388890				Oklahoma City Home Care Services LLC	OK	NIA	AFAM Holding Co, LLC	Ownership	100.000	UnitedHealth Group Incorporated	NO	
		00000	20-4138550				Oklahoma Health Care Group, LLC	OK	NIA	LHC Group, Inc.	Ownership	100.000	UnitedHealth Group Incorporated	NO	
		00000	98-1454609				Omesa SpA	CHL	NIA	Vida Integra S.p.A.	Ownership	99.996	UnitedHealth Group Incorporated	NO	
		00000	98-1454609				Omesa SpA	CHL	NIA	Saden S.A.	Ownership	0.004	UnitedHealth Group Incorporated	NO	
		00000	04-3630085				OMNI Health Management, LLC	FL	NIA	OMNI Home Health Services, LLC	Ownership	100.000	UnitedHealth Group Incorporated	NO	
		00000	20-0527436				OMNI Home Health - District 1, LLC	FL	NIA	OMNI Home Health Services, LLC	Ownership	100.000	UnitedHealth Group Incorporated	NO	
		00000	20-0527566				OMNI Home Health - District 2, LLC	FL	NIA	OMNI Home Health Services, LLC	Ownership	100.000	UnitedHealth Group Incorporated	NO	
		00000	20-1657488				OMNI Home Health - District 4, LLC	FL	NIA	OMNI Home Health Services, LLC	Ownership	100.000	UnitedHealth Group Incorporated	NO	
		00000	59-3741300				OMNI Home Health - Hernando, LLC	FL	NIA	OMNI Home Health Services, LLC	Ownership	100.000	UnitedHealth Group Incorporated	NO	
		00000	59-3754764				OMNI Home Health - Jacksonville, LLC	FL	NIA	OMNI Home Health Services, LLC	Ownership	100.000	UnitedHealth Group Incorporated	NO	
		00000	45-2638400				OMNI Home Health Holdings, Inc.	DE	NIA	National Health Industries, Inc.	Ownership	100.000	UnitedHealth Group Incorporated	NO	
		00000	26-2010556				OMNI Home Health Services, LLC	DE	NIA	OMNI Home Health Holdings, Inc.	Ownership	100.000	UnitedHealth Group Incorporated	NO	
		00000	27-0062838				OmniClaim, LLC	DE	NIA	Equian, LLC	Ownership	100.000	UnitedHealth Group Incorporated	NO	
		00000	98-1456252				Onocare S.A.C.	PER	NIA	Pacifico S.A. Entidad Prestadora de Salud	Ownership	80.000	UnitedHealth Group Incorporated	NO	
		00000	92-1841961				OPA NSO, LLC	DE	NIA	OptumCare Specialty Practices, LLC	Ownership	50.000	UnitedHealth Group Incorporated	NO	
		00000	26-1914835				Ophthalmology Surgery Center of Dallas, LLC	TX	NIA	Surgical Care Affiliates, LLC	Influence	0.000	UnitedHealth Group Incorporated	NO	
0707	UnitedHealth Group Incorporated	96940	52-1518174				Optimum Choice, Inc.	MD	IA	United HealthCare Services, Inc.	Ownership	100.000	UnitedHealth Group Incorporated	NO	
		00000	30-0226127				Optum Aviator Investor, LLC	DE	NIA	Collaborative Care Holdings, LLC	Ownership	100.000	UnitedHealth Group Incorporated	NO	
		00000	47-0858534	3202702			Optum Bank, Inc.	UT	NIA	Optum Financial, Inc.	Ownership	100.000	UnitedHealth Group Incorporated	NO	
		00000	84-4887072				Optum Behavioral Care of California, P.C.	CA	NIA	Physician(s) Owned	Influence	0.000	UnitedHealth Group Incorporated	NO	1
		00000	93-2952612				Optum Behavioral Care of Colorado, P.C.	CO	NIA	Physician(s) Owned	Influence	0.000	UnitedHealth Group Incorporated	NO	1
		00000	93-2339326				Optum Behavioral Care of Connecticut, P.C.	CT	NIA	Physician(s) Owned	Influence	0.000	UnitedHealth Group Incorporated	NO	1
		00000	93-2412669				Optum Behavioral Care of Delaware, Inc.	DE	NIA	Refresh Mental Health, Inc.	Ownership	100.000	UnitedHealth Group Incorporated	NO	
		00000	93-3404672				Optum Behavioral Care of Kansas, P.A.	KS	NIA	Physician(s) Owned	Influence	0.000	UnitedHealth Group Incorporated	NO	1
		00000	85-0666386				Optum Behavioral Care of New Jersey, P.C.	NJ	NIA	Physician(s) Owned	Influence	0.000	UnitedHealth Group Incorporated	NO	1
		00000	85-1959641				Optum Behavioral Care of North Carolina, P.C.	NC	NIA	Physician(s) Owned	Influence	0.000	UnitedHealth Group Incorporated	NO	1
		00000	93-2446694				Optum Behavioral Care of Ohio, Inc.	OH	NIA	Refresh Mental Health, Inc.	Ownership	100.000	UnitedHealth Group Incorporated	NO	
		00000	84-3152209				Optum Behavioral Care of Texas, P.A.	TX	NIA	Physician(s) Owned	Influence	0.000	UnitedHealth Group Incorporated	NO	1
		00000	93-2422578				Optum Behavioral Care of Virginia, Inc.	VA	NIA	Refresh Mental Health, Inc.	Ownership	100.000	UnitedHealth Group Incorporated	NO	
		00000	36-3437660				Optum Biometrics, Inc.	IL	NIA	OptumHealth Care Solutions, LLC	Ownership	100.000	UnitedHealth Group Incorporated	NO	
		00000	45-4770582				Optum Care Network of Indiana, LLC	IN	NIA	AHN Target Holdings, LLC	Ownership	100.000	UnitedHealth Group Incorporated	NO	
		00000	45-3143218				Optum Care Networks, Inc.	DE	NIA	Collaborative Care Holdings, LLC	Ownership	100.000	UnitedHealth Group Incorporated	NO	
		00000	13-4138665				Optum Care of New York Management, Inc.	NY	NIA	Inspiris, Inc.	Ownership	100.000	UnitedHealth Group Incorporated	NO	
		00000	26-0683057				Optum Care Services Company	TN	NIA	Inspiris, Inc.	Ownership	100.000	UnitedHealth Group Incorporated	NO	
		00000	91-0214500				Optum Care Washington, PLLC	WA	NIA	Everett Physicians, Inc. P.S.	Ownership	99.999	UnitedHealth Group Incorporated	NO	1

16:40



STATEMENT AS OF JUNE 30, 2024 OF THE UnitedHealthcare of Wisconsin, Inc.

**SCHEDULE Y**  
**PART 1A - DETAIL OF INSURANCE HOLDING COMPANY SYSTEM**

1	2	3	4	5	6	7	8	9	10	11	12	13	14	15	16
Group Code	Group Name	NAIC Company Code	ID Number	Federal RSSD	CIK	Name of Securities Exchange if Publicly Traded (U.S. or International)	Names of Parent, Subsidiaries Or Affiliates	Domi-ciliary Location	Relation-ship to Reporting Entity	Directly Controlled by (Name of Entity/Person)	Type of Control (Ownership, Board, Management, Attorney-in-Fact, Influence, Other)	If Control is Ownership Provide Percentage	Ultimate Controlling Entity(ies)/Person(s)	Is an SCA Filing Re-quired? (Yes/No)	*
		00000	83-1959511				Optum Care, Inc.	DE	NIA	Collaborative Care Services, Inc.	Ownership	100.000	UnitedHealth Group Incorporated	NO	
		00000	75-2778455				Optum Clinic, P.A.	TX	NIA	Physician(s) Owned	Influence	0.000	UnitedHealth Group Incorporated	NO	1
		00000	88-1704725				Optum Clinics Holding Company, Inc.	DE	NIA	Collaborative Care Holdings, LLC	Ownership	100.000	UnitedHealth Group Incorporated	NO	
		00000	20-3253658				Optum Compounding Services, LLC	AZ	NIA	Optum Pharmacy 801, Inc.	Ownership	100.000	UnitedHealth Group Incorporated	NO	
		00000					Optum Digital Health Holdings, LLC	DE	NIA	Optum Services, Inc.	Ownership	100.000	UnitedHealth Group Incorporated	NO	
		00000	46-1981651				Optum Direct To Consumer, LLC	DE	NIA	RVO Health, LLC	Ownership	100.000	UnitedHealth Group Incorporated	NO	
		00000	66-1026448				Optum Everycare, P.C.	PR	NIA	Physician(s) Owned	Influence	0.000	UnitedHealth Group Incorporated	NO	1
		00000	47-0858530				Optum Financial, Inc.	DE	NIA	OptumHealth Holdings, LLC	Ownership	100.000	UnitedHealth Group Incorporated	NO	
		00000	47-3146510				Optum Frontier Therapies Commercial Services, Inc.	DE	NIA	Optum Frontier Therapies Holdings, LLC	Ownership	100.000	UnitedHealth Group Incorporated	NO	
		00000	85-2786455				Optum Frontier Therapies Holdings, LLC	DE	NIA	Optum, Inc.	Ownership	100.000	UnitedHealth Group Incorporated	NO	
		00000	45-2532834				Optum Frontier Therapies II, LLC	NV	NIA	Optum Frontier Therapies Holdings, LLC	Ownership	100.000	UnitedHealth Group Incorporated	NO	
		00000	93-3335527				Optum Frontier Therapies Specialty Distribution, LLC	NV	NIA	Optum Frontier Therapies Holdings, LLC	Ownership	100.000	UnitedHealth Group Incorporated	NO	
		00000	45-2301399				Optum Frontier Therapies, LLC	MI	NIA	Optum Frontier Therapies Holdings, LLC	Ownership	100.000	UnitedHealth Group Incorporated	NO	
		00000	87-1335182				Optum Genomics, Inc.	DE	NIA	United HealthCare Services, Inc.	Ownership	100.000	UnitedHealth Group Incorporated	NO	
		00000	98-1103015				Optum Global Solutions (India) Private Limited	IND	NIA	UnitedHealth International, Inc.	Ownership	0.001	UnitedHealth Group Incorporated	NO	
		00000	98-1103015				Optum Global Solutions (India) Private Limited	IND	NIA	Optum Global Solutions International B.V.	Ownership	99.999	UnitedHealth Group Incorporated	NO	
		00000	98-1097776				Optum Global Solutions (Philippines), Inc.	PHL	NIA	Optum Global Solutions International B.V.	Ownership	99.993	UnitedHealth Group Incorporated	NO	
		00000					Optum Global Solutions Colombia S.A.S.	COL	NIA	Bordeaux UK Holdings II Limited	Ownership	100.000	UnitedHealth Group Incorporated	NO	
		00000	98-1201187				Optum Global Solutions International B.V.	NLD	NIA	Optum Technology, LLC	Ownership	100.000	UnitedHealth Group Incorporated	NO	
		00000	04-3574101				Optum Government Solutions, Inc.	DE	NIA	OptumInsight, Inc.	Ownership	100.000	UnitedHealth Group Incorporated	NO	
		00000	84-3719654				Optum Growth Partners, LLC	DE	NIA	Optum Aviator Investor, LLC	Ownership	100.000	UnitedHealth Group Incorporated	NO	
		00000					Optum Health & Technology (Hong Kong) Limited	HKG	NIA	OptumHealth International B.V.	Ownership	100.000	UnitedHealth Group Incorporated	NO	
		00000	98-1095799				Optum Health & Technology (India) Private Limited	IND	NIA	United Behavioral Health	Ownership	0.001	UnitedHealth Group Incorporated	NO	
		00000	98-1095799				Optum Health & Technology (India) Private Limited	IND	NIA	OptumHealth International B.V.	Ownership	99.999	UnitedHealth Group Incorporated	NO	
		00000	98-1097886				Optum Health & Technology (Singapore) Pte. Ltd.	SGP	NIA	OptumHealth International B.V.	Ownership	100.000	UnitedHealth Group Incorporated	NO	
		00000	20-2149493				Optum Health & Technology (US), LLC	MO	NIA	OptumHealth Holdings, LLC	Ownership	100.000	UnitedHealth Group Incorporated	NO	
		00000	43-1747235				Optum Health & Technology Holdings (US), Inc.	MO	NIA	Optum, Inc.	Ownership	100.000	UnitedHealth Group Incorporated	NO	
		00000	98-1184561				Optum Health & Technology Serviços do Brasil Ltda.	BRA	NIA	OptumInsight, Inc.	Ownership	0.002	UnitedHealth Group Incorporated	NO	
		00000	98-1184561				Optum Health & Technology Serviços do Brasil Ltda.	BRA	NIA	Optum Global Solutions International B.V.	Ownership	99.998	UnitedHealth Group Incorporated	NO	
		00000	27-2309024				Optum Health Networks, Inc.	DE	NIA	Collaborative Care Holdings, LLC	Ownership	100.000	UnitedHealth Group Incorporated	NO	
		00000	46-2385459				Optum Health Plan of California	DE	NIA	OptumCare Holdings, LLC	Ownership	100.000	UnitedHealth Group Incorporated	NO	
		00000	98-1097921				Optum Health Services (Canada) Ltd.	CAN	NIA	Optum Health & Technology Holdings (US), Inc.	Ownership	100.000	UnitedHealth Group Incorporated	NO	
		00000	98-1406274				Optum Health Solutions (Australia) Pty Ltd.	AUS	NIA	Optum UK Solutions Group Limited	Ownership	100.000	UnitedHealth Group Incorporated	NO	
		00000					Optum Health Solutions (Ireland) Limited	IRL	NIA	Optum Operations (Ireland) Unlimited Company	Ownership	100.000	UnitedHealth Group Incorporated	NO	
		00000	98-1147355				Optum Health Solutions (UK) Limited	GBR	NIA	Optum UK Solutions Group Limited	Ownership	100.000	UnitedHealth Group Incorporated	NO	
		00000	58-2068880				Optum Healthcare of Illinois, Inc.	GA	NIA	Optum Women's and Children's Health, LLC	Ownership	100.000	UnitedHealth Group Incorporated	NO	
		00000	20-0212381				Optum Hospice Pharmacy Services, LLC	DE	NIA	OptumRx Health Solutions, LLC	Ownership	100.000	UnitedHealth Group Incorporated	NO	
		00000	93-4258544				Optum Infusion Clinic, LLC	AZ	NIA	Optum, Inc.	Ownership	100.000	UnitedHealth Group Incorporated	NO	

16.41

STATEMENT AS OF JUNE 30, 2024 OF THE UnitedHealthcare of Wisconsin, Inc.

**SCHEDULE Y**  
**PART 1A - DETAIL OF INSURANCE HOLDING COMPANY SYSTEM**

1	2	3	4	5	6	7	8	9	10	11	12	13	14	15	16
Group Code	Group Name	NAIC Company Code	ID Number	Federal RSSD	CIK	Name of Securities Exchange if Publicly Traded (U.S. or International)	Names of Parent, Subsidiaries Or Affiliates	Domiciliary Location	Relationship to Reporting Entity	Directly Controlled by (Name of Entity/Person)	Type of Control (Ownership, Board, Management, Attorney-in-Fact, Influence, Other)	If Control is Ownership Provide Percentage	Ultimate Controlling Entity(ies)/Person(s)	Is an SCA Filing Required? (Yes/No)	*
		00000	11-2997132				Optum Infusion Services 100, Inc.	NY	NIA	Optum Infusion Services 500, Inc.	Ownership	100.000	UnitedHealth Group Incorporated	NO	
		00000	11-3485985				Optum Infusion Services 101, Inc.	NY	NIA	Optum Infusion Services 100, Inc.	Ownership	100.000	UnitedHealth Group Incorporated	NO	
		00000	27-1533840				Optum Infusion Services 103, LLC	DE	NIA	Serquinox Holdings LLC	Ownership	100.000	UnitedHealth Group Incorporated	NO	
		00000	57-0861358				Optum Infusion Services 200, Inc.	SC	NIA	Ambient Healthcare, Inc.	Ownership	100.000	UnitedHealth Group Incorporated	NO	
		00000	55-0802777				Optum Infusion Services 201, Inc.	FL	NIA	Ambient Healthcare, Inc.	Ownership	100.000	UnitedHealth Group Incorporated	NO	
		00000	20-4881413				Optum Infusion Services 202, Inc.	FL	NIA	Ambient Healthcare, Inc.	Ownership	100.000	UnitedHealth Group Incorporated	NO	
		00000	33-1012700				Optum Infusion Services 203, Inc.	FL	NIA	Ambient Healthcare, Inc.	Ownership	100.000	UnitedHealth Group Incorporated	NO	
		00000	55-0802774				Optum Infusion Services 204, Inc.	FL	NIA	Ambient Healthcare, Inc.	Ownership	100.000	UnitedHealth Group Incorporated	NO	
		00000	26-3738273				Optum Infusion Services 205, Inc.	FL	NIA	Ambient Healthcare, Inc.	Ownership	100.000	UnitedHealth Group Incorporated	NO	
		00000	63-1284325				Optum Infusion Services 206, Inc.	AL	NIA	Ambient Healthcare, Inc.	Ownership	100.000	UnitedHealth Group Incorporated	NO	
		00000	63-0964525				Optum Infusion Services 207, Inc.	AL	NIA	Optum Infusion Services 206, Inc.	Ownership	100.000	UnitedHealth Group Incorporated	NO	
		00000	20-4963945				Optum Infusion Services 208, Inc.	NC	NIA	Ambient Healthcare, Inc.	Ownership	100.000	UnitedHealth Group Incorporated	NO	
		00000	55-0802779				Optum Infusion Services 209, Inc.	GA	NIA	Ambient Healthcare, Inc.	Ownership	100.000	UnitedHealth Group Incorporated	NO	
		00000	75-2196224				Optum Infusion Services 301, LP	OK	NIA	Optum Infusion Services 500, Inc.	Ownership	99.950	UnitedHealth Group Incorporated	NO	
		00000	75-2196224				Optum Infusion Services 301, LP	OK	NIA	Optum Infusion Services 305, LLC	Ownership	0.050	UnitedHealth Group Incorporated	NO	
		00000	27-0668812				Optum Infusion Services 302, LLC	NE	NIA	Optum Infusion Services 500, Inc.	Ownership	100.000	UnitedHealth Group Incorporated	NO	
		00000	26-2565032				Optum Infusion Services 305, LLC	DE	NIA	Optum Infusion Services 500, Inc.	Ownership	100.000	UnitedHealth Group Incorporated	NO	
		00000	20-3741084				Optum Infusion Services 308, LLC	AZ	NIA	SCP Specialty Infusion, LLC	Ownership	100.000	UnitedHealth Group Incorporated	NO	
		00000	02-0653265				Optum Infusion Services 401, LLC	CA	NIA	SCP Specialty Infusion, LLC	Ownership	100.000	UnitedHealth Group Incorporated	NO	
		00000	26-4312858				Optum Infusion Services 402, LLC	CA	NIA	SCP Specialty Infusion, LLC	Ownership	100.000	UnitedHealth Group Incorporated	NO	
		00000	47-0941801				Optum Infusion Services 403, LLC	CA	NIA	SCP Specialty Infusion, LLC	Ownership	100.000	UnitedHealth Group Incorporated	NO	
		00000	93-1103256				Optum Infusion Services 404, LLC	OR	NIA	SCP Specialty Infusion, LLC	Ownership	100.000	UnitedHealth Group Incorporated	NO	
		00000	27-3918706				Optum Infusion Services 500, Inc.	DE	NIA	AxelaCare, LLC	Ownership	100.000	UnitedHealth Group Incorporated	NO	
		00000	84-2822134				Optum Infusion Services 501, Inc.	DE	NIA	Optum Infusion Services 500, Inc.	Ownership	100.000	UnitedHealth Group Incorporated	NO	
		00000	01-0808529				Optum Infusion Services 550, LLC	DE	NIA	Diplomat Blocker, LLC	Ownership	100.000	UnitedHealth Group Incorporated	NO	
		00000	04-3041221				Optum Infusion Services 551, LLC	CT	NIA	Diplomat Pharmacy, Inc.	Ownership	100.000	UnitedHealth Group Incorporated	NO	
		00000	02-0651651				Optum Infusion Services 553, LLC	NC	NIA	Diplomat Pharmacy, Inc.	Ownership	100.000	UnitedHealth Group Incorporated	NO	
		00000	46-3275933				Optum Infusion Services 554, Inc.	NY	NIA	Diplomat Pharmacy, Inc.	Ownership	100.000	UnitedHealth Group Incorporated	NO	
.0707	UnitedHealth Group Incorporated	69647	31-0628424				Optum Insurance of Ohio, Inc.	OH	IA	OptumRx PBM of Maryland, LLC Optum Operations (Ireland) Unlimited	Ownership	100.000	UnitedHealth Group Incorporated	NO	
		00000					Optum Ireland Health Services Limited	IRL	NIA	Company	Ownership	100.000	UnitedHealth Group Incorporated	NO	
		00000	46-1615964				Optum Labs Topaz, Inc.	DE	NIA	Optum, Inc.	Ownership	100.000	UnitedHealth Group Incorporated	NO	
		00000					Optum Labs, Inc.	PHL	NIA	Optum Labs, LLC	Ownership	99.992	UnitedHealth Group Incorporated	NO	
		00000	80-0315079				Optum Labs, LLC	DE	NIA	United HealthCare Services, Inc.	Ownership	100.000	UnitedHealth Group Incorporated	NO	
		00000	98-1209730				Optum Life Sciences (Canada) Inc.	CAN	NIA	OptumInsight Life Sciences, Inc.	Ownership	100.000	UnitedHealth Group Incorporated	NO	
		00000					Optum Management Consulting (Shanghai) Co., Ltd.	CHN	NIA	Optum Health & Technology Holdings (US), Inc.	Ownership	100.000	UnitedHealth Group Incorporated	NO	
		00000	22-3624559				Optum Medical Care of New Jersey, P.C.	NJ	NIA	Physician(s) Owned	Influence	0.000	UnitedHealth Group Incorporated	NO	1
		00000	13-3544120				Optum Medical Care, P.C.	NY	NIA	Physician(s) Owned	Influence	0.000	UnitedHealth Group Incorporated	NO	1
		00000	88-0310956				Optum Medical Group (Rhodes), P.C.	NV	NIA	Physician(s) Owned	Influence	0.000	UnitedHealth Group Incorporated	NO	1
		00000	86-0851776				Optum Medical Group II (Rhodes), P.C.	NV	NIA	Physician(s) Owned	Influence	0.000	UnitedHealth Group Incorporated	NO	1
		00000	46-2662506				Optum Medical Group, P.A.	KS	NIA	Physician(s) Owned	Influence	0.000	UnitedHealth Group Incorporated	NO	1
		00000	30-0826311				Optum Medical Services of California, P.C.	CA	NIA	Physician(s) Owned	Influence	0.000	UnitedHealth Group Incorporated	NO	1
		00000	45-5424191				Optum Medical Services of Colorado, P.C.	CO	NIA	Physician(s) Owned	Influence	0.000	UnitedHealth Group Incorporated	NO	1
		00000	45-3866363				Optum Medical Services, P.C.	NC	NIA	Physician(s) Owned	Influence	0.000	UnitedHealth Group Incorporated	NO	1
.0707	UnitedHealth Group Incorporated	11068	30-0029448				Optum Networks of New Jersey, Inc.	DE	IA	OrthoNet Holdings, Inc.	Ownership	100.000	UnitedHealth Group Incorporated	NO	
		00000	58-1873062				Optum of New York, Inc.	NY	NIA	Optum Women's and Children's Health, LLC	Ownership	100.000	UnitedHealth Group Incorporated	NO	
		00000	98-1097761				Optum Operations (Ireland) Unlimited Company	IRL	NIA	UHC Finance (Ireland) Limited	Ownership	100.000	UnitedHealth Group Incorporated	NO	

16.42

STATEMENT AS OF JUNE 30, 2024 OF THE UnitedHealthcare of Wisconsin, Inc.

**SCHEDULE Y**  
**PART 1A - DETAIL OF INSURANCE HOLDING COMPANY SYSTEM**

1	2	3	4	5	6	7	8	9	10	11	12	13	14	15	16
Group Code	Group Name	NAIC Company Code	ID Number	Federal RSSD	CIK	Name of Securities Exchange if Publicly Traded (U.S. or International)	Names of Parent, Subsidiaries Or Affiliates	Domiciliary Location	Relationship to Reporting Entity	Directly Controlled by (Name of Entity/Person)	Type of Control (Ownership, Board, Management, Attorney-in-Fact, Influence, Other)	If Control is Ownership Provide Percentage	Ultimate Controlling Entity(ies)/Person(s)	Is an SCA Filing Required? (Yes/No)	*
		00000	85-3355553				Optum Oregon MSO, LLC	DE	NIA	Collaborative Care Holdings, LLC Optum Specialty Distribution Holdings, LLC	Ownership	100.000	UnitedHealth Group Incorporated	NO	
		00000	93-2785584				Optum Packaging Services, LLC	DE	NIA		Ownership	100.000	UnitedHealth Group Incorporated	NO	
		00000	88-0934943				Optum Peak Endoscopy Center, LLC	DE	NIA	Optum SCA CS JV Holdings, LLC	Ownership	51.000	UnitedHealth Group Incorporated	NO	
		00000	45-3629080				Optum Perks LLC	DE	NIA	RVO Health, LLC	Ownership	100.000	UnitedHealth Group Incorporated	NO	
		00000	87-1235240				Optum Pharma Services Holdings, Inc.	DE	NIA	Optum, Inc.	Ownership	100.000	UnitedHealth Group Incorporated	NO	
		00000	82-4030553				Optum Pharmacy 700, LLC	DE	NIA	OptumRx Administrative Services, LLC	Ownership	100.000	UnitedHealth Group Incorporated	NO	
		00000	84-2827343				Optum Pharmacy 701, LLC	DE	NIA	OptumRx Administrative Services, LLC	Ownership	100.000	UnitedHealth Group Incorporated	NO	
		00000	46-2731176				Optum Pharmacy 702, LLC	IN	NIA	OptumRx PBM of Illinois, Inc.	Ownership	100.000	UnitedHealth Group Incorporated	NO	
		00000	20-2719823				Optum Pharmacy 704, Inc.	TX	NIA	BriovaRx of Florida, Inc.	Ownership	100.000	UnitedHealth Group Incorporated	NO	
		00000	55-0824381				Optum Pharmacy 705, LLC	AL	NIA	BriovaRx of Maine, Inc.	Ownership	100.000	UnitedHealth Group Incorporated	NO	
		00000	74-3103518				Optum Pharmacy 706, Inc.	NY	NIA	Salveo Specialty Pharmacy, Inc.	Ownership	100.000	UnitedHealth Group Incorporated	NO	
		00000	20-4515146				Optum Pharmacy 707, Inc.	CA	NIA	Salveo Specialty Pharmacy, Inc.	Ownership	100.000	UnitedHealth Group Incorporated	NO	
		00000	13-4318552				Optum Pharmacy 801, Inc.	AZ	NIA	Apotheary Holdings, Inc.	Ownership	100.000	UnitedHealth Group Incorporated	NO	
		00000	20-4581265				Optum Public Sector Solutions, Inc.	DE	NIA	Optum Serve, LLC	Ownership	100.000	UnitedHealth Group Incorporated	NO	
		00000	46-3328009				Optum Rocket, LLC	DE	NIA	OptumInsight, Inc.	Ownership	100.000	UnitedHealth Group Incorporated	NO	
		00000	87-2719650				Optum SCA CS JV Holdings, LLC	DE	NIA	SCA Colorado Springs Holdings, LLC	Ownership	30.000	UnitedHealth Group Incorporated	NO	
		00000	87-2719650				Optum SCA CS JV Holdings, LLC	DE	NIA	OptumCare Colorado Medical Group, LLC	Ownership	70.000	UnitedHealth Group Incorporated	NO	
		00000	99-0801979				Optum Select Management, Inc.	DE	NIA	Collaborative Care Services, Inc.	Ownership	100.000	UnitedHealth Group Incorporated	NO	
		00000	26-0543382				Optum Senior Services, LLC	AL	NIA	Optum Hospice Pharmacy Services, LLC	Ownership	100.000	UnitedHealth Group Incorporated	NO	
		00000	84-3322624				Optum Serve, LLC	DE	NIA	OptumInsight, Inc. Optum Operations (Ireland) Unlimited Company	Ownership	100.000	UnitedHealth Group Incorporated	NO	
		00000	98-1307821				Optum Services (Ireland) Limited	IRL	NIA	UnitedHealthcare International III B.V.	Ownership	100.000	UnitedHealth Group Incorporated	NO	
		00000	66-0870003				Optum Services (Puerto Rico) LLC	PR	NIA	Optum, Inc.	Ownership	100.000	UnitedHealth Group Incorporated	NO	
		00000	45-4683454				Optum Services, Inc.	DE	NIA	Optum Health & Technology Holdings (US), Inc.	Ownership	100.000	UnitedHealth Group Incorporated	NO	
		00000	98-0644599				Optum Solutions UK Holdings Limited	GBR	NIA	Optum, Inc.	Ownership	100.000	UnitedHealth Group Incorporated	NO	
		00000	88-0722620				Optum Specialty Distribution Holdings, LLC	NV	NIA	Optum Specialty Distribution Holdings, LLC	Ownership	100.000	UnitedHealth Group Incorporated	NO	
		00000	88-4300788				Optum Specialty Distribution, LLC	DE	NIA	Optum Specialty Distribution Holdings, LLC	Ownership	100.000	UnitedHealth Group Incorporated	NO	
		00000	92-2947779				Optum Specialty Services, LLC	DE	NIA		Ownership	100.000	UnitedHealth Group Incorporated	NO	
		00000	46-5713629				Optum Technology, LLC	DE	NIA	OptumInsight, Inc.	Ownership	100.000	UnitedHealth Group Incorporated	NO	
		00000	98-1097769				Optum UK Solutions Group Limited	GBR	NIA	Optum Solutions UK Holdings Limited	Ownership	100.000	UnitedHealth Group Incorporated	NO	
		00000	46-1883579				Optum Urgent Care, PLLC	NY	NIA	ProHEALTH Care Associates, L.L.P.	Ownership	100.000	UnitedHealth Group Incorporated	NO	1
		00000	85-3725073				Optum Venture Global Partners II, LP	DE	NIA	Optum, Inc.	Ownership	99.000	UnitedHealth Group Incorporated	NO	
		00000	37-1890895				Optum Venture Global Partners, LP	DE	NIA	Optum, Inc.	Ownership	99.000	UnitedHealth Group Incorporated	NO	
		00000	83-2512708				Optum Venture Partners II, LP	DE	NIA	Optum, Inc.	Ownership	99.000	UnitedHealth Group Incorporated	NO	
		00000	85-3780733				Optum Venture Partners III, LP	DE	NIA	Optum, Inc.	Ownership	99.000	UnitedHealth Group Incorporated	NO	
		00000	93-2014325				Optum Venture Partners IV, LP	DE	NIA	Optum, Inc.	Ownership	99.000	UnitedHealth Group Incorporated	NO	
		00000	82-2483320				Optum Venture Partners, LP	DE	NIA	Optum, Inc.	Ownership	99.000	UnitedHealth Group Incorporated	NO	
		00000	85-0735012				Optum Washington Network, LLC	WA	NIA	Collaborative Care Holdings, LLC	Ownership	93.000	UnitedHealth Group Incorporated	NO	
		00000	58-2205984				Optum Women's and Children's Health, LLC	DE	NIA	My Wellness Solutions, LLC	Ownership	100.000	UnitedHealth Group Incorporated	NO	
		00000	30-0580620				Optum, Inc.	DE	NIA	United HealthCare Services, Inc.	Ownership	100.000	UnitedHealth Group Incorporated	NO	
		00000	46-3983926				Optum360 Services, Inc.	DE	NIA	Optum Rocket, LLC	Ownership	100.000	UnitedHealth Group Incorporated	NO	
		00000	82-3446942				Optum360 Solutions, LLC	DE	NIA	OptumInsight, Inc.	Ownership	100.000	UnitedHealth Group Incorporated	NO	
		00000	46-3328307				Optum360, LLC	DE	NIA	Optum Rocket, LLC	Ownership	96.005	UnitedHealth Group Incorporated	NO	
		00000	30-0940296				OptumCare ACO New Mexico, LLC	DE	NIA	OptumCare New Mexico, LLC	Ownership	100.000	UnitedHealth Group Incorporated	NO	
		00000	83-3608739				OptumCare ACO West, LLC	DE	NIA	Collaborative Care Holdings, LLC	Ownership	100.000	UnitedHealth Group Incorporated	NO	

16.43

STATEMENT AS OF JUNE 30, 2024 OF THE UnitedHealthcare of Wisconsin, Inc.

**SCHEDULE Y**  
**PART 1A - DETAIL OF INSURANCE HOLDING COMPANY SYSTEM**

1	2	3	4	5	6	7	8	9	10	11	12	13	14	15	16
Group Code	Group Name	NAIC Company Code	ID Number	Federal RSSD	CIK	Name of Securities Exchange if Publicly Traded (U.S. or International)	Names of Parent, Subsidiaries Or Affiliates	Domiciliary Location	Relationship to Reporting Entity	Directly Controlled by (Name of Entity/Person)	Type of Control (Ownership, Board, Management, Attorney-in-Fact, Influence, Other)	If Control is Ownership Provide Percentage	Ultimate Controlling Entity(ies)/Person(s)	Is an SCA Filing Required? (Yes/No)	*
		00000	47-1422097				OptumCare Clinical Trials, LLC	DE	NIA	OptumCare Holdings, LLC	Ownership	100.000	UnitedHealth Group Incorporated	NO	
		00000	35-2597463				OptumCare Colorado ASC, LLC	CO	NIA	OptumCare Colorado, LLC	Ownership	100.000	UnitedHealth Group Incorporated	NO	
		00000	47-2218380				OptumCare Colorado Medical Group, LLC	CO	NIA	OptumCare Holdings Colorado, LLC	Ownership	100.000	UnitedHealth Group Incorporated	NO	
		00000	47-2196783				OptumCare Colorado, LLC	CO	NIA	OptumCare Management, LLC	Ownership	100.000	UnitedHealth Group Incorporated	NO	
		00000	26-1508741				OptumCare Endoscopy Center New Mexico, LLC	NM	NIA	OptumCare New Mexico, LLC	Ownership	100.000	UnitedHealth Group Incorporated	NO	
		00000	82-2227280				OptumCare Florida CI, LLC	DE	NIA	OptumCare Florida, LLC	Ownership	100.000	UnitedHealth Group Incorporated	NO	
		00000	87-0408859				OptumCare Florida, LLC	DE	NIA	OptumCare Holdings, LLC	Ownership	100.000	UnitedHealth Group Incorporated	NO	
		00000	30-0999065				OptumCare Holdings Colorado, LLC	CO	NIA	OptumCare Colorado, LLC	Ownership	85.000	UnitedHealth Group Incorporated	NO	
		00000	56-2592163				OptumCare Holdings, LLC	CA	NIA	Collaborative Care Holdings, LLC	Ownership	100.000	UnitedHealth Group Incorporated	NO	
		00000	95-4509662				OptumCare Management, LLC	CA	NIA	OptumCare Holdings, LLC	Ownership	100.000	UnitedHealth Group Incorporated	NO	
		00000	20-4043287				OptumCare New Mexico, LLC	DE	NIA	OptumCare Management, LLC	Ownership	100.000	UnitedHealth Group Incorporated	NO	
		00000	13-4138668				OptumCare New York IPA, Inc.	NY	NIA	Inspiris, Inc.	Ownership	100.000	UnitedHealth Group Incorporated	NO	
		00000	93-1306308				OptumCare Portland, LLC	OR	NIA	Physician(s) Owned	Influence	0.000	UnitedHealth Group Incorporated	NO	1
		00000	92-0972076				OptumCare Specialty Practices Investments, LLC	DE	NIA	SC Affiliates, LLC	Ownership	100.000	UnitedHealth Group Incorporated	NO	
		00000	84-3504842				OptumCare Specialty Practices, LLC	DE	NIA	SC Affiliates, LLC	Ownership	100.000	UnitedHealth Group Incorporated	NO	
		00000	41-1591944				OptumHealth Care Solutions, LLC	DE	NIA	OptumInsight, Inc.	Ownership	100.000	UnitedHealth Group Incorporated	NO	
		00000	47-1192395				OptumHealth Holdings, LLC	DE	NIA	Optum, Inc.	Ownership	100.000	UnitedHealth Group Incorporated	NO	
		00000	98-1106868				OptumHealth International B.V.	NLD	NIA	Catamaran S.a.r.l.	Ownership	100.000	UnitedHealth Group Incorporated	NO	
		00000	04-3383745				OptumInsight Holdings, LLC	DE	NIA	Optum, Inc.	Ownership	100.000	UnitedHealth Group Incorporated	NO	
		00000					OptumInsight Life Sciences, Inc.	DE	NIA	OptumInsight, Inc.	Ownership	100.000	UnitedHealth Group Incorporated	NO	
		00000					OptumInsight Provider Value Network ACO - NY, LLC	NY	NIA	OptumInsight, Inc.	Ownership	100.000	UnitedHealth Group Incorporated	NO	
		00000					OptumInsight Provider Value Network ACO, LLC								
		00000	93-1637574				OptumInsight, Inc.	DE	NIA	OptumInsight, Inc.	Ownership	100.000	UnitedHealth Group Incorporated	NO	
		00000	41-1858498				OptumRx Administrative Services, LLC	TX	NIA	OptumRx Holdings I, LLC	Ownership	100.000	UnitedHealth Group Incorporated	NO	
		00000	75-2578509				OptumRx Discount Card Services, LLC	DE	NIA	RVO Health, LLC	Ownership	100.000	UnitedHealth Group Incorporated	NO	
		00000	31-1728846				OptumRx Group Holdings, Inc.	DE	NIA	Optum, Inc.	Ownership	100.000	UnitedHealth Group Incorporated	NO	
		00000	47-4734235				OptumRx Health Solutions, LLC	DE	NIA	OptumRx Administrative Services, LLC	Ownership	100.000	UnitedHealth Group Incorporated	NO	
		00000	46-0666840				OptumRx Holdings I, LLC	DE	NIA	OptumRx Group Holdings, Inc.	Ownership	100.000	UnitedHealth Group Incorporated	NO	
		00000	80-0870454				OptumRx Holdings, LLC	DE	NIA	Optum, Inc.	Ownership	100.000	UnitedHealth Group Incorporated	NO	
		00000	34-1472211				OptumRx Home Delivery of Ohio, LLC	OH	NIA	OptumRx Health Solutions, LLC	Ownership	100.000	UnitedHealth Group Incorporated	NO	
		00000	20-0151096				OptumRx NY IPA, Inc.	NY	NIA	OptumRx, Inc.	Ownership	100.000	UnitedHealth Group Incorporated	NO	
		00000	27-3419292				OptumRx of Pennsylvania, LLC	DE	NIA	OptumRx Health Solutions, LLC	Ownership	100.000	UnitedHealth Group Incorporated	NO	
		00000	11-2581812				OptumRx PBM of Illinois, Inc.	DE	NIA	OptumRx Administrative Services, LLC	Ownership	100.000	UnitedHealth Group Incorporated	NO	
		00000	88-0361447				OptumRx PBM of Maryland, LLC	NV	NIA	OptumRx Health Solutions, LLC	Ownership	100.000	UnitedHealth Group Incorporated	NO	
		00000	03-0592263				OptumRx PBM of Pennsylvania, LLC	PA	NIA	OptumRx of Pennsylvania, LLC	Ownership	100.000	UnitedHealth Group Incorporated	NO	
		00000	38-3693753				OptumRx PBM of Wisconsin, LLC	WI	NIA	OptumRx PBM of Illinois, Inc.	Ownership	100.000	UnitedHealth Group Incorporated	NO	
		00000	16-1767416				OptumRx PD of Pennsylvania, LLC	PA	NIA	OptumRx of Pennsylvania, LLC	Ownership	100.000	UnitedHealth Group Incorporated	NO	
		00000	88-0373347				OptumRx Pharmacy of Nevada, Inc.	NV	NIA	OptumRx Health Solutions, LLC	Ownership	100.000	UnitedHealth Group Incorporated	NO	
		00000	33-0441200				OptumRx, Inc.	CA	NIA	OptumRx Holdings, LLC	Ownership	100.000	UnitedHealth Group Incorporated	NO	
		00000	39-1974851				OptumServe Health Services, Inc.	WI	NIA	Optum Serve, LLC	Ownership	100.000	UnitedHealth Group Incorporated	NO	
		00000	52-2016292				OptumServe Technology Services, Inc.	MD	NIA	Optum Serve, LLC	Ownership	100.000	UnitedHealth Group Incorporated	NO	
		00000	27-0435404				Oregon Health Care Group, LLC	OR	NIA	LHC Group, Inc.	Ownership	100.000	UnitedHealth Group Incorporated	NO	
		00000	27-3674492				Oregon Healthcare Resources, LLC	OR	NIA	OHR Physician Group, P.C.	Ownership	100.000	UnitedHealth Group Incorporated	NO	1
		00000	22-3883387				Oregon Outpatient Surgery Center, LLC	OR	NIA	Providence & SCA Off-Campus Holdings, LLC	Ownership	51.180	UnitedHealth Group Incorporated	NO	2
		00000	20-2404191				Oren Meyers, Ph.D., LLC	OH	NIA	OhioSolutions.org LLC	Ownership	100.000	UnitedHealth Group Incorporated	NO	
		00000	46-2742615				Orthology Inc.	DE	NIA	ProHEALTH Medical Management, LLC	Ownership	100.000	UnitedHealth Group Incorporated	NO	

STATEMENT AS OF JUNE 30, 2024 OF THE UnitedHealthcare of Wisconsin, Inc.

**SCHEDULE Y**  
**PART 1A - DETAIL OF INSURANCE HOLDING COMPANY SYSTEM**

1	2	3	4	5	6	7	8	9	10	11	12	13	14	15	16
Group Code	Group Name	NAIC Company Code	ID Number	Federal RSSD	CIK	Name of Securities Exchange if Publicly Traded (U.S. or International)	Names of Parent, Subsidiaries Or Affiliates	Domi-ciliary Location	Relation-ship to Reporting Entity	Directly Controlled by (Name of Entity/Person)	Type of Control (Ownership, Board, Management, Attorney-in-Fact, Influence, Other)	If Control is Ownership Provide Percentage	Ultimate Controlling Entity(ies)/Person(s)	Is an SCA Filing Re-quired? (Yes/No)	*
		00000	13-3960641				OrthoNet Holdings, Inc.	DE	NIA	OptumHealth Care Solutions, LLC	Ownership	100.000	UnitedHealth Group Incorporated	NO	
		00000	13-3818652				OrthoNet LLC	NY	NIA	OrthoNet Holdings, Inc.	Ownership	100.000	UnitedHealth Group Incorporated	NO	
		00000	13-4025898				OrthoNet New York IPA, Inc.	NY	NIA	OrthoNet Holdings, Inc.	Ownership	100.000	UnitedHealth Group Incorporated	NO	
		00000	26-2884306				OrthoNet of the South, Inc.	DE	NIA	OrthoNet Holdings, Inc.	Ownership	100.000	UnitedHealth Group Incorporated	NO	
		00000	20-0221966				OrthoNet West, Inc.	DE	NIA	OrthoNet Holdings, Inc.	Ownership	100.000	UnitedHealth Group Incorporated	NO	
		00000	20-1407302				Orthopaedic Specialists Surgi-Center, L.L.C.	DE	NIA	Virtua-SCA Holdings II, LLC	Ownership	51.000	UnitedHealth Group Incorporated	NO	2
		00000	93-2394362				Orthopedic Center of Louisville, LLC	KY	NIA	SCA-Louisville Ortho, LLC	Ownership	100.000	UnitedHealth Group Incorporated	NO	
		00000	81-2594417				Orthopedic Surgery Center of Palm Beach County, LLC	FL	NIA	SCA-Palm Beach, LLC	Ownership	21.000	UnitedHealth Group Incorporated	NO	2
		00000	85-2357227				OrthoWest MSO, LLC	DE	NIA	OptumCare Specialty Practices, LLC	Ownership	50.000	UnitedHealth Group Incorporated	NO	
		00000	41-1921007				Ovations, Inc.	DE	NIA	United HealthCare Services, Inc.	Ownership	100.000	UnitedHealth Group Incorporated	NO	
		00000	06-1587795				Oxford Benefit Management, Inc.	CT	NIA	Oxford Health Plans LLC	Ownership	100.000	UnitedHealth Group Incorporated	NO	
.0707	UnitedHealth Group Incorporated	78026	22-2797560				Oxford Health Insurance, Inc.	NY	IA	UnitedHealthcare Insurance Company	Ownership	100.000	UnitedHealth Group Incorporated	NO	
.0707	UnitedHealth Group Incorporated	96798	06-1181201				Oxford Health Plans (CT), Inc.	CT	IA	Oxford Health Plans LLC	Ownership	100.000	UnitedHealth Group Incorporated	NO	
.0707	UnitedHealth Group Incorporated	95506	22-2745725				Oxford Health Plans (NJ), Inc.	NJ	IA	Oxford Health Plans LLC	Ownership	100.000	UnitedHealth Group Incorporated	NO	
.0707	UnitedHealth Group Incorporated	95479	06-1181200				Oxford Health Plans (NY), Inc.	NY	IA	Oxford Health Plans LLC	Ownership	100.000	UnitedHealth Group Incorporated	NO	
		00000	52-2443751				Oxford Health Plans LLC	DE	NIA	UnitedHealth Group Incorporated	Ownership	100.000	UnitedHealth Group Incorporated	NO	
		00000	27-0008097				P2P Link, LLC	DE	NIA	SRPS, LLC	Ownership	100.000	UnitedHealth Group Incorporated	NO	
		00000	75-2857077				Pacific Casualty Company, Inc.	HI	NIA	USHEALTH Group, Inc.	Ownership	100.000	UnitedHealth Group Incorporated	NO	
		00000	75-2857077				PacificCare Life and Health Insurance Company	HI	NIA	USHEALTH Group, Inc.	Ownership	100.000	UnitedHealth Group Incorporated	NO	
.0707	UnitedHealth Group Incorporated	70785	35-1137395				PacificCare Life Assurance Company	IN	IA	United HealthCare Services, Inc.	Ownership	100.000	UnitedHealth Group Incorporated	NO	
.0707	UnitedHealth Group Incorporated	84506	95-2829463				PacificCare Life Assurance Company	CO	IA	United HealthCare Services, Inc.	Ownership	100.000	UnitedHealth Group Incorporated	NO	
.0707	UnitedHealth Group Incorporated	95617	94-3267522				PacificCare of Arizona, Inc.	AZ	IA	United HealthCare Services, Inc.	Ownership	100.000	UnitedHealth Group Incorporated	NO	
		00000	98-1444613				Pacificco S.A. Entidad Prestadora de Salud	PER	NIA	Empremédica S. A.	Ownership	50.000	UnitedHealth Group Incorporated	NO	
		00000	38-4089979				Palliative Care At Heart, LLC	SC	NIA	Louisiana Health Care Group, L.L.C.	Ownership	100.000	UnitedHealth Group Incorporated	NO	
		00000	85-1062549				Palmetto Express Company, LLC	DE	NIA	LHC Group, Inc.	Ownership	100.000	UnitedHealth Group Incorporated	NO	
		00000	72-1504648				Palmetto Express, L.L.C.	LA	NIA	Louisiana Health Care Group, L.L.C.	Ownership	100.000	UnitedHealth Group Incorporated	NO	
		00000	48-1255983				Panama City Surgery Center, LLC	FL	NIA	SVHS-SCA Florida JV, LLC	Ownership	54.633	UnitedHealth Group Incorporated	NO	
		00000	48-1255983				Panama City Surgery Center, LLC	FL	NIA	SCA-Panama City Holdings, LLC	Ownership	2.739	UnitedHealth Group Incorporated	NO	
		00000	45-1484375				Park Hill Surgery Center, LLC	TX	NIA	Surgical Care Affiliates, LLC	Influence	0.000	UnitedHealth Group Incorporated	NO	
		00000	20-2387587				Parker LP, LLC	NV	NIA	HealthSmart Benefits Management, LLC	Ownership	100.000	UnitedHealth Group Incorporated	NO	
		00000	20-4127100				Parkway Surgery Center, LLC	DE	NIA	WellSpan-SCA Holdings, LLC	Ownership	78.400	UnitedHealth Group Incorporated	NO	
		00000	62-1500185				Partial Hospital Systems, Inc.	TN	NIA	Refresh Mental Health, Inc.	Ownership	100.000	UnitedHealth Group Incorporated	NO	
		00000	20-1311030				Patient Access Limited	GBR	NIA	Egton Medical Information Systems Limited	Ownership	100.000	UnitedHealth Group Incorporated	NO	
		00000	27-0726569				Patient Care Associates, L.L.C.	NJ	NIA	SCA Englewood Holdings, LLC	Ownership	55.145	UnitedHealth Group Incorporated	NO	
		00000	61-1792273				Patient Care Connecticut, LLC	CT	NIA	Priority Care, Inc.	Ownership	100.000	UnitedHealth Group Incorporated	NO	
		00000	22-2170708				Patient Care HHA, LLC	CT	NIA	Priority Care, Inc.	Ownership	100.000	UnitedHealth Group Incorporated	NO	
		00000	20-1574433				Patient Care Medical Services, Inc.	NJ	NIA	Patient Care, Inc.	Ownership	100.000	UnitedHealth Group Incorporated	NO	
		00000	47-5126154				Patient Care New Jersey, Inc.	DE	NIA	Patient Care, Inc.	Ownership	100.000	UnitedHealth Group Incorporated	NO	
		00000	47-5126154				Patient Care of Hudson County, LLC	NJ	NIA	Patient Care New Jersey, Inc.	Ownership	100.000	UnitedHealth Group Incorporated	NO	
		00000	84-3060310				Patient Care Pennsylvania II, LLC	PA	NIA	Pennsylvania Health Care Group Holdings, LLC	Ownership	100.000	UnitedHealth Group Incorporated	NO	
		00000	37-1459396				Patient Care Pennsylvania, Inc.	DE	NIA	Patient Care, Inc.	Ownership	100.000	UnitedHealth Group Incorporated	NO	
		00000	22-2088938				Patient Care, Inc.	DE	NIA	AFAM Acquisition, LLC	Ownership	100.000	UnitedHealth Group Incorporated	NO	
		00000	55-0832250				Patient Platform Limited	GBR	NIA	EMIS Group Limited	Ownership	100.000	UnitedHealth Group Incorporated	NO	
		00000	72-1513421				Patient's Choice Homecare, LLC	CT	NIA	Bracor, Inc.	Ownership	100.000	UnitedHealth Group Incorporated	NO	
		00000	06-1778268				Patient's Choice Hospice and Palliative Care of Louisiana, L.L.C.	LA	NIA	Louisiana Health Care Group, L.L.C.	Ownership	67.000	UnitedHealth Group Incorporated	NO	
		00000	06-1778268				Patient's Choice Hospice, LLC	AR	NIA	Arkansas Health Care Group, LLC	Ownership	100.000	UnitedHealth Group Incorporated	NO	

16.45

STATEMENT AS OF JUNE 30, 2024 OF THE UnitedHealthcare of Wisconsin, Inc.

**SCHEDULE Y**  
**PART 1A - DETAIL OF INSURANCE HOLDING COMPANY SYSTEM**

1	2	3	4	5	6	7	8	9	10	11	12	13	14	15	16
Group Code	Group Name	NAIC Company Code	ID Number	Federal RSSD	CIK	Name of Securities Exchange if Publicly Traded (U.S. or International)	Names of Parent, Subsidiaries Or Affiliates	Domiciliary Location	Relationship to Reporting Entity	Directly Controlled by (Name of Entity/Person)	Type of Control (Ownership, Board, Management, Attorney-in-Fact, Influence, Other)	If Control is Ownership Provide Percentage	Ultimate Controlling Entity(ies)/Person(s)	Is an SCA Filing Required? (Yes/No)	*
		00000					Patrimonio Autónomo Nueva Clínica	..COL	..NIA	CDC Holdings Colombia S.A.S.	Ownership	10.390	UnitedHealth Group Incorporated	..NO	
		00000					Patrimonio Autónomo Nueva Clínica	..COL	..NIA	Inverclinco S.A.S.	Ownership	65.330	UnitedHealth Group Incorporated	..NO	
		00000					Patrimonio Autónomo Nueva Clínica	..COL	..NIA	Banmedica Internacional SpA	Ownership	9.590	UnitedHealth Group Incorporated	..NO	
		00000	62-1451147				Payment Resolution Services, LLC	..TN	..NIA	OptumInsight, Inc.	Ownership	100.000	UnitedHealth Group Incorporated	..NO	
		00000	75-2103975				PDX, Inc.	..TX	..NIA	eRx Network, LLC	Ownership	100.000	UnitedHealth Group Incorporated	..NO	
		00000	84-2396811				PE Gastro Management, LLC	..DE	..NIA	PE Gastro MSO Holdings, LLC	Ownership	56.485	UnitedHealth Group Incorporated	..NO	
		00000	84-2444910				PE Gastro MSO Holdings, LLC	..DE	..NIA	Physicians Endoscopy Intermediate Holdco, Inc.	Ownership	100.000	UnitedHealth Group Incorporated	..NO	
		00000	81-4315098				PE New Jersey Holdco, LLC	..NJ	..NIA	Physicians Endoscopy, L.L.C.	Ownership	100.000	UnitedHealth Group Incorporated	..NO	
		00000	91-1885912				Peninsula Psychological Center, Inc. P.S.	..WA	..NIA	Physician(s) Owned	Influence	0.000	UnitedHealth Group Incorporated	..NO	1
		00000	27-5162879				Pennsylvania Health Care Group Holdings, LLC	..PA	..NIA	LHC Group, Inc.	Ownership	100.000	UnitedHealth Group Incorporated	..NO	
		00000	30-0963243				Pennsylvania In-Home Healthcare Partnership-I, LLC	..PA	..NIA	In-Home Healthcare Partnership, LLC	Ownership	100.000	UnitedHealth Group Incorporated	..NO	
		00000	38-4022040				Pennsylvania In-Home Healthcare Partnership-II, LLC	..PA	..NIA	In-Home Healthcare Partnership, LLC	Ownership	100.000	UnitedHealth Group Incorporated	..NO	
		00000	32-0515193				Pennsylvania In-Home Healthcare Partnership-III, LLC	..PA	..NIA	In-Home Healthcare Partnership, LLC	Ownership	100.000	UnitedHealth Group Incorporated	..NO	
		00000	82-2091703				Pennsylvania In-Home Partner-I, LLC	..PA	..NIA	Pennsylvania In-Home Healthcare Partnership-I, LLC	Ownership	100.000	UnitedHealth Group Incorporated	..NO	
		00000	81-4811929				Pennsylvania In-Home Partner-II, LLC	..PA	..NIA	Pennsylvania In-Home Healthcare Partnership-II, LLC	Ownership	100.000	UnitedHealth Group Incorporated	..NO	
		00000	82-3662886				Pennsylvania In-Home Partner-III, LLC	..PA	..NIA	Pennsylvania In-Home Healthcare Partnership-III, LLC	Ownership	100.000	UnitedHealth Group Incorporated	..NO	
		00000	47-2429625				Penzo Enterprises, LLC	..DE	..NIA	OptumRx Holdings, LLC	Ownership	100.000	UnitedHealth Group Incorporated	..NO	
0707	UnitedHealth Group Incorporated	13607	20-5662149				Peoples Health, Inc.	..LA	..IA	New Orleans Regional Physician Hospital Organization, L.L.C.	Ownership	100.000	UnitedHealth Group Incorporated	..NO	
		00000	20-5608977				Perham Physical Therapy, LTD	..MN	..NIA	Physician(s) Owned	Influence	0.000	UnitedHealth Group Incorporated	..NO	1
		00000	58-1978405				Perimeter Center for Outpatient Surgery, L.P.	..GA	..NIA	SHC Atlanta, LLC	Ownership	64.046	UnitedHealth Group Incorporated	..NO	
		00000	38-2592367				Perspectives of Troy, P.C.	..MI	..NIA	Physician(s) Owned	Influence	0.000	UnitedHealth Group Incorporated	..NO	1
		00000	26-3388826				Petersburg Home Care Services, LLC	..DE	..NIA	AFAM Holding Co II, LLC	Ownership	100.000	UnitedHealth Group Incorporated	..NO	
		00000	81-4555910				PF2 IP LLC	..DE	..NIA	Change Healthcare Inc.	Ownership	100.000	UnitedHealth Group Incorporated	..NO	
		00000	35-2578322				PF2 PST Services LLC	..DE	..NIA	Change Healthcare Inc.	Ownership	100.000	UnitedHealth Group Incorporated	..NO	
		00000	47-2582247				PGC Acquisition Holdings, LLC	..PA	..NIA	Physicians Endoscopy, L.L.C.	Ownership	100.000	UnitedHealth Group Incorporated	..NO	
		00000	47-2638657				PGC Endoscopy Center for Excellence, LLC	..PA	..NIA	Physicians Endoscopy, L.L.C.	Ownership	49.000	UnitedHealth Group Incorporated	..NO	
		00000					PGH Global (Cayman) Limited	..CYM	..NIA	PGH Global, LLC	Ownership	100.000	UnitedHealth Group Incorporated	..NO	
		00000	46-1722316				PGH Global, LLC	..DE	..NIA	UHC Holdings, Inc.	Ownership	100.000	UnitedHealth Group Incorporated	..NO	
		00000	87-4038465				PJT Medical Group, Inc.	..TX	..NIA	KS Management Services, L.L.C.	Ownership	100.000	UnitedHealth Group Incorporated	..NO	
		00000	87-4334606				Phoenix ASC, LP	..DE	..NIA	Cardiac Cath Lab of Phoenix, LP	Ownership	100.000	UnitedHealth Group Incorporated	..NO	
		00000	83-3332565				Phoenix Cardiac Cath and Surgical Center, LLC	..DE	..NIA	NCP Phoenix Cardiac Cath and Surgical Center, LLC	Ownership	75.000	UnitedHealth Group Incorporated	..NO	
		00000	82-5162940				Phoenix Mental Health and Wellness PLLC	..AZ	..NIA	Refresh Mental Health, Inc.	Ownership	100.000	UnitedHealth Group Incorporated	..NO	
		00000	81-2902954				Physician Alliance of the Rockies, LLC	..CO	..NIA	New West Physicians, Inc.	Ownership	100.000	UnitedHealth Group Incorporated	..NO	
		00000	84-3476733				Physician United PLLC	..AZ	..NIA	Greater Phoenix Collaborative Care, P.C.	Ownership	100.000	UnitedHealth Group Incorporated	..NO	1
		00000	47-4035828				Physicians Accountable Care of Kentucky LLC	..KY	..NIA	Imperium Health Management, LLC	Ownership	100.000	UnitedHealth Group Incorporated	..NO	
		00000	47-4024935				Physicians Accountable Care, LLC	..KY	..NIA	Imperium Health Management, LLC	Ownership	100.000	UnitedHealth Group Incorporated	..NO	
		00000	59-3438026				Physicians Day Surgery Center, LLC	..FL	..NIA	SCA-Naples, LLC	Ownership	51.000	UnitedHealth Group Incorporated	..NO	
		00000	26-2239018				Physicians Endoscopy Intermediate Holdco, Inc.	..DE	..NIA	Endo Parent, Inc.	Ownership	100.000	UnitedHealth Group Incorporated	..NO	

16.46

STATEMENT AS OF JUNE 30, 2024 OF THE UnitedHealthcare of Wisconsin, Inc.

**SCHEDULE Y**  
**PART 1A - DETAIL OF INSURANCE HOLDING COMPANY SYSTEM**

1	2	3	4	5	6	7	8	9	10	11	12	13	14	15	16
Group Code	Group Name	NAIC Company Code	ID Number	Federal RSSD	CIK	Name of Securities Exchange if Publicly Traded (U.S. or International)	Names of Parent, Subsidiaries Or Affiliates	Domi-ciliary Location	Relation-ship to Reporting Entity	Directly Controlled by (Name of Entity/Person)	Type of Control (Ownership, Board, Management, Attorney-in-Fact, Influence, Other)	If Control is Ownership Provide Percentage	Ultimate Controlling Entity(ies)/Person(s)	Is an SCA Filing Re-quired? (Yes/No)	*
		00000	91-1882702				Physicians Endoscopy, L.L.C.	DE	NIA	Physicians Endoscopy Intermediate Holdco, Inc.	Ownership	100.000	UnitedHealth Group Incorporated	NO	
		00000	87-3997680				Physicians Group of Texas, LLC	TX	NIA	KS Management Services, L.L.C.	Ownership	100.000	UnitedHealth Group Incorporated	NO	
0707	UnitedHealth Group Incorporated	11494	04-3677255				Physicians Health Choice of Texas, LLC	TX	IA	United HealthCare Services, Inc.	Ownership	100.000	UnitedHealth Group Incorporated	NO	
		00000	52-1162824				Physicians Health Plan of Maryland, Inc.	MD	NIA	United HealthCare Services, Inc.	Ownership	100.000	UnitedHealth Group Incorporated	NO	
		00000	94-2722082				Physicians Medical Group of San Jose, Inc.	CA	NIA	Shark Holdings, P.C.	Ownership	100.000	UnitedHealth Group Incorporated	NO	1
		00000	86-2631012				Physicians Medical Holdings	CA	NIA	Shark Holdings, P.C.	Ownership	100.000	UnitedHealth Group Incorporated	NO	1
		00000	20-5071967				Physicians' Medical Center, LLC	IN	NIA	SCA AHN JV Holdings II, LLC	Ownership	53.392	UnitedHealth Group Incorporated	NO	
		00000	20-5170962				Physicians' Surgery Center of Downey, LLC	CA	NIA	SCA-Downey, LLC	Ownership	1.290	UnitedHealth Group Incorporated	NO	
		00000	20-5170962				Physicians' Surgery Center of Downey, LLC	CA	NIA	SCA-AppleCare Partners, LLC	Ownership	59.998	UnitedHealth Group Incorporated	NO	
		00000	64-0938601				Picayune HomeCare, LLC	MS	NIA	Mississippi Health Care Group, LLC	Ownership	100.000	UnitedHealth Group Incorporated	NO	
		00000	87-3931756				Pilot Holdings, P.C.	CA	NIA	Physician(s) Owned	Influence	0.000	UnitedHealth Group Incorporated	NO	1
		00000					Pinnacle Health Partnership LLP	GBR	NIA	EMIS Group Limited	Ownership	100.000	UnitedHealth Group Incorporated	NO	
		00000					Pinnacle Health Partnership LLP	GBR	NIA	Egton Medical Information Systems Limited	Ownership	0.000	UnitedHealth Group Incorporated	NO	
		00000	84-1498816				Pinnacle III, LLC	CO	NIA	SCA Pinnacle Holdings, LLC	Ownership	100.000	UnitedHealth Group Incorporated	NO	
		00000	33-0795271				Pinnacle Medical Group, Inc.	CA	NIA	Pilot Holdings, P.C.	Ownership	100.000	UnitedHealth Group Incorporated	NO	1
		00000					Pinnacle Systems Management Limited	GBR	NIA	EMIS Group Limited	Ownership	100.000	UnitedHealth Group Incorporated	NO	
		00000	46-0910182				Platejoy, LLC	DE	NIA	Healthline Media, LLC	Ownership	100.000	UnitedHealth Group Incorporated	NO	
		00000					Plus One Health Management Puerto Rico, Inc.	PRI	NIA	Plus One Holdings, Inc.	Ownership	100.000	UnitedHealth Group Incorporated	NO	
		00000	66-0742844				Plus One Holdings, Inc.	DE	NIA	OptumHealth Care Solutions, LLC	Ownership	100.000	UnitedHealth Group Incorporated	NO	
		00000	13-3613705				PMC-SCA Holdings, LLC	DE	NIA	Physicians Endoscopy, L.L.C.	Ownership	51.000	UnitedHealth Group Incorporated	NO	
		00000	93-4588165				PMSI, LLC	FL	NIA	Tmesys, LLC	Ownership	100.000	UnitedHealth Group Incorporated	NO	
		00000	56-2422696				Polar II Fundo de Investimento em Participações Multiestratégia	BRA	NIA	UnitedHealthcare International IV S.á r.l.	Ownership	100.000	UnitedHealth Group Incorporated	NO	
		00000	47-5563948				Polo Holdco, LLC	DE	NIA	Collaborative Care Holdings, LLC	Ownership	100.000	UnitedHealth Group Incorporated	NO	
		00000	83-3042027				Polyclinic Holdings, P.C.	WA	NIA	Physician(s) Owned	Influence	0.000	UnitedHealth Group Incorporated	NO	1
		00000	46-0508606				POLYCLINIC MANAGEMENT SERVICES COMPANY, LLC	WA	NIA	The Polyclinic, PLLC	Ownership	100.000	UnitedHealth Group Incorporated	NO	1
		00000	46-5415205				POMCO Network, Inc.	NY	NIA	POMCO, Inc.	Ownership	100.000	UnitedHealth Group Incorporated	NO	
		00000	15-0581348				POMCO, Inc.	NY	NIA	UMR, Inc.	Ownership	100.000	UnitedHealth Group Incorporated	NO	
		00000	33-0261822				Pomerado Outpatient Surgical Center, Inc.	CA	NIA	ASC Network, LLC	Ownership	100.000	UnitedHealth Group Incorporated	NO	
		00000	33-0752699				Pomerado Outpatient Surgical Center, L.P.	CA	NIA	SCA-Palomar Holdings, LLC	Ownership	46.471	UnitedHealth Group Incorporated	NO	
		00000	33-0752699				Pomerado Outpatient Surgical Center, L.P.	CA	NIA	Pomerado Outpatient Surgical Center, Inc.	Ownership	18.279	UnitedHealth Group Incorporated	NO	
		00000	20-4345976				Ponca City Home Care Services, LLC	OK	NIA	AFAM Holding Co IV, LLC	Ownership	100.000	UnitedHealth Group Incorporated	NO	
		00000	26-4381850				Port Arthur Cardiac Cath Lab GP, LLC	TX	NIA	National Cardiovascular Partners, LP	Ownership	100.000	UnitedHealth Group Incorporated	NO	
		00000	26-4381964				Port Arthur Cardiac Cath Lab, LP	DE	NIA	Port Arthur Cardiac Cath Lab GP, LLC	Ownership	1.000	UnitedHealth Group Incorporated	NO	
		00000	26-4381964				Port Arthur Cardiac Cath Lab, LP	DE	NIA	NCP Port Arthur Cardiac Cath Lab, LP	Ownership	24.000	UnitedHealth Group Incorporated	NO	
		00000	84-3158723				Port Arthur Surgical Center, LLC	DE	NIA	Port Arthur Cardiac Cath Lab, LP	Ownership	100.000	UnitedHealth Group Incorporated	NO	
		00000	30-0844501				Post-Acute Care Center for Research, LLC	DE	NIA	naviHealth, Inc.	Ownership	100.000	UnitedHealth Group Incorporated	NO	
		00000	26-3385581				Pottstown Home Care Services, LLC	DE	NIA	AFAM Holding Co, LLC	Ownership	100.000	UnitedHealth Group Incorporated	NO	
		00000	27-1454121				PPH Holdings, LLC	DE	NIA	Practice Partners in Healthcare, LLC	Ownership	100.000	UnitedHealth Group Incorporated	NO	
		00000	24-1453981				PPH Management Company, L.L.C.	DE	NIA	Practice Partners in Healthcare, LLC	Ownership	100.000	UnitedHealth Group Incorporated	NO	
		00000	26-4490039				PPH-Columbia, Inc.	DE	NIA	Practice Partners in Healthcare, LLC	Ownership	100.000	UnitedHealth Group Incorporated	NO	
		00000	62-1802300				PPS Holdings, Inc.	TN	NIA	CPS Intermediate Holdings, Inc.	Ownership	100.000	UnitedHealth Group Incorporated	NO	
		00000	76-0770414				Practice Partners in Healthcare, LLC	DE	NIA	SCA-Practice Partners Holdings, LLC	Ownership	100.000	UnitedHealth Group Incorporated	NO	
0707	UnitedHealth Group Incorporated	12155	01-0788576				Preferred Care Network, Inc.	FL	IA	United HealthCare Services, Inc.	Ownership	100.000	UnitedHealth Group Incorporated	NO	
		00000	65-0683927				Preferred Care Partners Holding, Corp.	FL	NIA	United HealthCare Services, Inc.	Ownership	100.000	UnitedHealth Group Incorporated	NO	
0707	UnitedHealth Group Incorporated	11176	65-0885893				Preferred Care Partners, Inc.	FL	IA	Preferred Care Partners Holding, Corp.	Ownership	100.000	UnitedHealth Group Incorporated	NO	

16.47

STATEMENT AS OF JUNE 30, 2024 OF THE UnitedHealthcare of Wisconsin, Inc.

**SCHEDULE Y**  
**PART 1A - DETAIL OF INSURANCE HOLDING COMPANY SYSTEM**

1	2	3	4	5	6	7	8	9	10	11	12	13	14	15	16
Group Code	Group Name	NAIC Company Code	ID Number	Federal RSSD	CIK	Name of Securities Exchange if Publicly Traded (U.S. or International)	Names of Parent, Subsidiaries Or Affiliates	Domi-ciliary Location	Relation-ship to Reporting Entity	Directly Controlled by (Name of Entity/Person)	Type of Control (Ownership, Board, Management, Attorney-in-Fact, Influence, Other)	If Control is Ownership Provide Percentage	Ultimate Controlling Entity(ies)/Person(s)	Is an SCA Filing Re-quired? (Yes/No)	*
		00000	41-1846481				PreferredOne Administrative Services, Inc.	..IN.....	..NIA.....	United HealthCare Services, Inc.	Ownership.....	100.000	UnitedHealth Group Incorporated	..NO.....	
.0707	UnitedHealth Group Incorporated	11817	81-0625135				PreferredOne Insurance Company	..MN.....	..IA.....	PreferredOne Administrative Services, Inc.	Ownership.....	100.000	UnitedHealth Group Incorporated	..NO.....	
		00000	75-3265059				Premier Choice ACO, Inc.	..CA.....	..NIA.....	PrimeCare Medical Network, Inc.	Ownership.....	100.000	UnitedHealth Group Incorporated	..NO.....	
		00000	72-1378216				Premier Surgery Center of Louisville, L.P.	..TN.....	..NIA.....	SCA Premier Surgery Center of Louisville, LLC	Ownership.....	51.000	UnitedHealth Group Incorporated	..NO.....	
		00000	20-1499748				Premiere Medical Resources, LLC	..DE.....	..NIA.....	Unity Health Network, LLC	Ownership.....	100.000	UnitedHealth Group Incorporated	..NO.....	
		00000	27-1446056				Preston Memorial HomeCare, LLC	..WV.....	..NIA.....	West Virginia Health Care Group, LLC	Ownership.....	100.000	UnitedHealth Group Incorporated	..NO.....	
		00000	88-2935371				Prevention Healthcare Holdings, LLC	..DE.....	..NIA.....	RVO Health, LLC	Ownership.....	100.000	UnitedHealth Group Incorporated	..NO.....	
		00000	33-0527335				Primary Care Associated Medical Group, Inc.	..CA.....	..NIA.....	NAMM Medical Group Holdings, Inc.	Ownership.....	100.000	UnitedHealth Group Incorporated	..NO.....	1
		00000	82-1032626				Primary Care at Home of Louisiana II, LLC	..LA.....	..NIA.....	LHC Group, Inc.	Ownership.....	100.000	UnitedHealth Group Incorporated	..NO.....	
		00000	82-2405320				Primary Care at Home of Louisiana III, LLC	..LA.....	..NIA.....	LHC Group, Inc.	Ownership.....	100.000	UnitedHealth Group Incorporated	..NO.....	
		00000	82-3253877				Primary Care at Home of Louisiana IV, LLC	..LA.....	..NIA.....	LHC Group, Inc.	Ownership.....	100.000	UnitedHealth Group Incorporated	..NO.....	
		00000	81-3720899				Primary Care at Home of Louisiana, LLC	..LA.....	..NIA.....	LHC Group, Inc.	Ownership.....	100.000	UnitedHealth Group Incorporated	..NO.....	
		00000	81-2883076				Primary Care at Home of Tennessee, LLC	..TN.....	..NIA.....	LHC Group, Inc.	Ownership.....	100.000	UnitedHealth Group Incorporated	..NO.....	
		00000	82-2421087				Primary Care at Home of West Virginia, LLC	..WV.....	..NIA.....	LHC Group, Inc.	Ownership.....	100.000	UnitedHealth Group Incorporated	..NO.....	
		00000	88-0253112				Prime Health, Inc.	..NV.....	..NIA.....	Sierra Health Services, Inc.	Ownership.....	100.000	UnitedHealth Group Incorporated	..NO.....	
		00000	33-0607478				PrimeCare Medical Network, Inc.	..CA.....	..NIA.....	NAMM Holdings, Inc.	Ownership.....	100.000	UnitedHealth Group Incorporated	..NO.....	
		00000	87-0757397				PrimeCare of Citrus Valley, Inc.	..CA.....	..NIA.....	PrimeCare Medical Network, Inc.	Ownership.....	80.000	UnitedHealth Group Incorporated	..NO.....	
		00000	33-0674407				PrimeCare of Corona, Inc.	..CA.....	..NIA.....	PrimeCare Medical Network, Inc.	Ownership.....	100.000	UnitedHealth Group Incorporated	..NO.....	
		00000	33-0674401				PrimeCare of Hemet Valley, Inc.	..CA.....	..NIA.....	PrimeCare Medical Network, Inc.	Ownership.....	100.000	UnitedHealth Group Incorporated	..NO.....	
		00000	33-0674408				PrimeCare of Inland Valley, Inc.	..CA.....	..NIA.....	PrimeCare Medical Network, Inc.	Ownership.....	100.000	UnitedHealth Group Incorporated	..NO.....	
		00000	33-0674402				PrimeCare of Moreno Valley, Inc.	..CA.....	..NIA.....	PrimeCare Medical Network, Inc.	Ownership.....	100.000	UnitedHealth Group Incorporated	..NO.....	
		00000	33-0674400				PrimeCare of Redlands, Inc.	..CA.....	..NIA.....	PrimeCare Medical Network, Inc.	Ownership.....	100.000	UnitedHealth Group Incorporated	..NO.....	
		00000	33-0674404				PrimeCare of Riverside, Inc.	..CA.....	..NIA.....	PrimeCare Medical Network, Inc.	Ownership.....	100.000	UnitedHealth Group Incorporated	..NO.....	
		00000	14-1915328				PrimeCare of San Bernardino, Inc.	..CA.....	..NIA.....	PrimeCare Medical Network, Inc.	Ownership.....	100.000	UnitedHealth Group Incorporated	..NO.....	
		00000	33-0698439				PrimeCare of Sun City, Inc.	..CA.....	..NIA.....	PrimeCare Medical Network, Inc.	Ownership.....	100.000	UnitedHealth Group Incorporated	..NO.....	
		00000	33-0674409				PrimeCare of Temecula, Inc.	..CA.....	..NIA.....	PrimeCare Medical Network, Inc.	Ownership.....	100.000	UnitedHealth Group Incorporated	..NO.....	
		00000	83-0474005				Princeton Community HomeCare, LLC	..WV.....	..NIA.....	West Virginia Health Care Group, LLC	Ownership.....	67.000	UnitedHealth Group Incorporated	..NO.....	
		00000	20-0445094				Princeton Endoscopy Center, LLC	..DE.....	..NIA.....	PMC-SCA Holdings, LLC	Ownership.....	51.000	UnitedHealth Group Incorporated	..NO.....	
		00000	20-5081107				Princeton Home Health, LLC	..AL.....	..NIA.....	National Health Industries, Inc.	Ownership.....	100.000	UnitedHealth Group Incorporated	..NO.....	
		00000	06-1482496				Priority Care, Inc.	..CT.....	..NIA.....	Patient Care, Inc.	Ownership.....	100.000	UnitedHealth Group Incorporated	..NO.....	
		00000	93-1484998				PRO Surgery Center, LLC	..DE.....	..NIA.....	SCA-Pro Holdings, LLC	Ownership.....	10.000	UnitedHealth Group Incorporated	..NO.....	
		00000	14-1873402				Procura Management, Inc.	..DE.....	..NIA.....	Healthcare Solutions, Inc.	Ownership.....	100.000	UnitedHealth Group Incorporated	..NO.....	
		00000	31-1192384				Progressive Medical, LLC	..OH.....	..NIA.....	PMI Acquisition, LLC	Ownership.....	100.000	UnitedHealth Group Incorporated	..NO.....	
		00000	11-3447394				ProHEALTH Ambulatory Surgery Center, Inc.	..NY.....	..NIA.....	Physician(s) Owned	Influence.....	0.000	UnitedHealth Group Incorporated	..NO.....	1
		00000	47-5656253				ProHEALTH Care Associates of New Jersey LLP	..NJ.....	..NIA.....	Physician(s) Owned	Influence.....	0.000	UnitedHealth Group Incorporated	..NO.....	1
		00000	11-3355604				ProHEALTH Care Associates, L.L.P.	..NY.....	..NIA.....	ProHEALTH Medical NY, P.C.	Ownership.....	51.000	UnitedHealth Group Incorporated	..NO.....	1
		00000	47-1049961				ProHEALTH Medical Management, LLC	..DE.....	..NIA.....	Collaborative Care Holdings, LLC	Ownership.....	100.000	UnitedHealth Group Incorporated	..NO.....	
		00000	47-1388406				ProHEALTH Medical NY, P.C.	..NY.....	..NIA.....	Physician(s) Owned	Influence.....	0.000	UnitedHealth Group Incorporated	..NO.....	1
		00000	45-5470737				ProHealth Physicians ACO, LLC	..CT.....	..NIA.....	ProHealth Physicians, Inc.	Ownership.....	100.000	UnitedHealth Group Incorporated	..NO.....	
		00000	06-1446075				ProHealth Physicians, Inc.	..CT.....	..NIA.....	Polo Holdco, LLC	Ownership.....	100.000	UnitedHealth Group Incorporated	..NO.....	
		00000	06-1469068				ProHealth Physicians, P.C.	..CT.....	..NIA.....	Physician(s) Owned	Influence.....	0.000	UnitedHealth Group Incorporated	..NO.....	1
		00000	32-0455430				ProHealth Proton Center Management, LLC	..DE.....	..NIA.....	ProHEALTH Medical Management, LLC	Ownership.....	100.000	UnitedHealth Group Incorporated	..NO.....	
		00000	47-5661535				ProHEALTH Urgent Care Medicine of New Jersey LLP	..NJ.....	..NIA.....	Physician(s) Owned	Influence.....	0.000	UnitedHealth Group Incorporated	..NO.....	1
		00000					ProHealth/CareMount Dental Management, LLC	..NY.....	..NIA.....	CareMount Dental Member, LLC	Ownership.....	46.000	UnitedHealth Group Incorporated	..NO.....	2
		00000	22-3493126				Pronounced Health Solutions, Inc.	..DE.....	..NIA.....	My Wellness Solutions, LLC	Ownership.....	100.000	UnitedHealth Group Incorporated	..NO.....	
		00000	98-1444638				Prosemedic S.A.C.	..PER.....	..NIA.....	Pacifico S.A. Entidad Prestadora de Salud	Ownership.....	80.000	UnitedHealth Group Incorporated	..NO.....	

16.48



STATEMENT AS OF JUNE 30, 2024 OF THE UnitedHealthcare of Wisconsin, Inc.

**SCHEDULE Y**  
**PART 1A - DETAIL OF INSURANCE HOLDING COMPANY SYSTEM**

1	2	3	4	5	6	7	8	9	10	11	12	13	14	15	16
Group Code	Group Name	NAIC Company Code	ID Number	Federal RSSD	CIK	Name of Securities Exchange if Publicly Traded (U.S. or International)	Names of Parent, Subsidiaries Or Affiliates	Domiciliary Location	Relationship to Reporting Entity	Directly Controlled by (Name of Entity/Person)	Type of Control (Ownership, Board, Management, Attorney-in-Fact, Influence, Other)	If Control is Ownership Provide Percentage	Ultimate Controlling Entity(ies)/Person(s)	Is an SCA Filing Required? (Yes/No)	*
		00000	87-3489454				Prospero Benefits Management, LLC	DE	NIA	Prospero Management Services, LLC	Ownership	100.000	UnitedHealth Group Incorporated	NO	1
		00000	87-3494611				Prospero Care Management, LLC	DE	NIA	Prospero Management Services, LLC	Ownership	100.000	UnitedHealth Group Incorporated	NO	1
		00000	85-0775386				Prospero Health Partners Florida, Inc.	FL	NIA	Physician(s) Owned	Influence	0.000	UnitedHealth Group Incorporated	NO	1
		00000	82-2400620				Prospero Health Partners New York, P.C.	NY	NIA	Physician(s) Owned	Influence	0.000	UnitedHealth Group Incorporated	NO	1
							Prospero Health Partners North Carolina, P.C.								
		00000	84-4569314					NC	NIA	Physician(s) Owned	Influence	0.000	UnitedHealth Group Incorporated	NO	1
		00000	84-3234753				Prospero Health Partners, P.C.	IN	NIA	Physician(s) Owned	Influence	0.000	UnitedHealth Group Incorporated	NO	1
		00000	83-4217561				Prospero Management Services, LLC	DE	NIA	Optum Growth Partners, LLC	Ownership	100.000	UnitedHealth Group Incorporated	NO	1
		00000	84-3844362				Prospero Medical Services New Jersey, P.C.	NJ	NIA	Physician(s) Owned	Influence	0.000	UnitedHealth Group Incorporated	NO	1
		00000	87-2406404				Prospero Medical Services, P.A.	FL	NIA	Physician(s) Owned	Influence	0.000	UnitedHealth Group Incorporated	NO	1
		00000					Protechnic Exeter Limited	GBR	NIA	Egton Medical Information Systems Limited	Ownership	100.000	UnitedHealth Group Incorporated	NO	1
		00000	82-3765555				Providence & SCA Off-Campus Holdings, LLC	DE	NIA	SCA-Portland, LLC	Ownership	40.000	UnitedHealth Group Incorporated	NO	2
		00000	82-3270499				Providence & SCA On-Campus Holdings, LLC	DE	NIA	SCA-Portland, LLC	Ownership	20.000	UnitedHealth Group Incorporated	NO	2
		00000					Proxemis Limited	GBR	NIA	Egton Medical Information Systems Limited	Ownership	50.000	UnitedHealth Group Incorporated	NO	1
		00000	85-0921665				Psychiatry Services of New York, P.C.	NY	NIA	Physician(s) Owned	Influence	0.000	UnitedHealth Group Incorporated	NO	1
		00000	27-3409538				Psychiatry Specialists, S.C.	IL	NIA	Physician(s) Owned	Influence	0.000	UnitedHealth Group Incorporated	NO	1
		00000	16-1484552				Psychological Healthcare, PLLC	NY	NIA	Physician(s) Owned	Influence	0.000	UnitedHealth Group Incorporated	NO	1
		00000	46-3901920				QdL Acquisition Holdings Corp.	DE	NIA	Genoa Healthcare, Inc.	Ownership	100.000	UnitedHealth Group Incorporated	NO	1
		00000	27-4189294				Queens Endoscopy ASC, LLC	NY	NIA	Physician(s) Owned	Influence	0.000	UnitedHealth Group Incorporated	NO	1
		00000	62-1804707				R Cubed, Inc.	TN	NIA	naviHealth SM Holdings, Inc.	Ownership	100.000	UnitedHealth Group Incorporated	NO	1
		00000	35-2493256				Rally Health, Inc.	DE	NIA	Optum Digital Health Holdings, LLC	Ownership	100.000	UnitedHealth Group Incorporated	NO	1
		00000	84-3345858				Rapidus Billing Services, LLC	NY	NIA	Crystal Run Transformation Services, LLC	Ownership	100.000	UnitedHealth Group Incorporated	NO	1
		00000	80-0947972				Real Appeal, LLC	DE	NIA	RVO Health, LLC	Ownership	100.000	UnitedHealth Group Incorporated	NO	1
		00000	26-3385035				Red Bud Home Care Services, LLC	DE	NIA	Illinois Home Care Holdings, LLC	Ownership	1.000	UnitedHealth Group Incorporated	NO	1
		00000	26-3385035				Red Bud Home Care Services, LLC	DE	NIA	AFAM Holding Co, LLC	Ownership	99.000	UnitedHealth Group Incorporated	NO	1
		00000	20-0785644				Red Oak Counseling, Ltd.	WI	NIA	Physician(s) Owned	Influence	0.000	UnitedHealth Group Incorporated	NO	1
		00000	81-0627339				Red River HomeCare, L.L.C.	TX	NIA	Texas Health Care Group, L.L.C.	Ownership	100.000	UnitedHealth Group Incorporated	NO	1
		00000	94-3115625				Redlands Ambulatory Surgery Center	CA	NIA	Redlands-SCA Surgery Centers, Inc.	Ownership	54.000	UnitedHealth Group Incorporated	NO	1
							Redlands Family Practice Medical Group, Inc.								
		00000	56-2627067					CA	NIA	Physician(s) Owned	Influence	0.000	UnitedHealth Group Incorporated	NO	1
		00000	94-3115627				Redlands-SCA Surgery Centers, Inc.	CA	NIA	SC Affiliates, LLC	Ownership	100.000	UnitedHealth Group Incorporated	NO	1
		00000	82-3603285				Refresh Canopy Cove, Inc.	FL	NIA	Physician(s) Owned	Influence	0.000	UnitedHealth Group Incorporated	NO	1
		00000	84-2663780				Refresh Connecticut, PLLC	CT	NIA	Physician(s) Owned	Influence	0.000	UnitedHealth Group Incorporated	NO	1
		00000	83-4507157				Refresh Evolve, LLC	WI	NIA	Physician(s) Owned	Influence	0.000	UnitedHealth Group Incorporated	NO	1
		00000	82-5351068				Refresh In-Home Counseling LLC	IL	NIA	Physician(s) Owned	Influence	0.000	UnitedHealth Group Incorporated	NO	1
		00000	82-1945667				Refresh Intermediate Holdings, Inc.	DE	NIA	Refresh Parent Holdings, Inc.	Ownership	100.000	UnitedHealth Group Incorporated	NO	1
		00000	83-3883510				Refresh Kentucky, LLC	KY	NIA	Refresh Mental Health, Inc.	Ownership	100.000	UnitedHealth Group Incorporated	NO	1
		00000	47-4241017				Refresh Management, LLC	DE	NIA	Refresh Mental Health, Inc.	Ownership	100.000	UnitedHealth Group Incorporated	NO	1
		00000	82-1945238				Refresh Mental Health, Inc.	DE	NIA	Refresh Intermediate Holdings, Inc.	Ownership	100.000	UnitedHealth Group Incorporated	NO	1
		00000	83-0697837				Refresh New Jersey Psych Health LLC	NJ	NIA	Refresh Mental Health, Inc.	Ownership	100.000	UnitedHealth Group Incorporated	NO	1
		00000	82-1945585				Refresh Parent Holdings, Inc.	DE	NIA	Restore OIH Holdings, Inc.	Ownership	100.000	UnitedHealth Group Incorporated	NO	1
		00000	84-1756547				Refresh Pennsylvania, LLC	PA	NIA	Physician(s) Owned	Influence	0.000	UnitedHealth Group Incorporated	NO	1
							Reliant Medical Group The Endoscopy Center, LLC	MA	NIA	Reliant Medical Group, Inc.	Ownership	100.000	UnitedHealth Group Incorporated	NO	1
		00000	20-5251393					MA	NIA	Physician(s) Owned	Influence	0.000	UnitedHealth Group Incorporated	NO	1
		00000	04-2472266				Reliant Medical Group, Inc.	MA	NIA	Collaborative Care Holdings, LLC	Ownership	100.000	UnitedHealth Group Incorporated	NO	1
		00000	82-3745100				Reliant MSO, LLC	DE	NIA	PPH Holdings, LLC	Ownership	51.000	UnitedHealth Group Incorporated	NO	1
		00000	46-0558032				Research Surgical Center LLC	CO	NIA	Restore OIH Intermediate Holdings, Inc.	Ownership	100.000	UnitedHealth Group Incorporated	NO	1
		00000	86-2957267				Restore OIH Holdings, Inc.	DE	NIA	OptumHealth Holdings, LLC	Ownership	100.000	UnitedHealth Group Incorporated	NO	1
		00000	86-2955057				Restore OIH Intermediate Holdings, Inc.	DE	NIA		Ownership	100.000	UnitedHealth Group Incorporated	NO	1

16.49

STATEMENT AS OF JUNE 30, 2024 OF THE UnitedHealthcare of Wisconsin, Inc.

**SCHEDULE Y**  
**PART 1A - DETAIL OF INSURANCE HOLDING COMPANY SYSTEM**

1	2	3	4	5	6	7	8	9	10	11	12	13	14	15	16
Group Code	Group Name	NAIC Company Code	ID Number	Federal RSSD	CIK	Name of Securities Exchange if Publicly Traded (U.S. or International)	Names of Parent, Subsidiaries Or Affiliates	Domi-ciliary Location	Relation-ship to Reporting Entity	Directly Controlled by (Name of Entity/Person)	Type of Control (Ownership, Board, Management, Attorney-in-Fact, Influence, Other)	If Control is Ownership Provide Percentage	Ultimate Controlling Entity(ies)/Person(s)	Is an SCA Filing Re-quired? (Yes/No)	*
		00000	35-2508990				Rhode Island Health Care Group, LLC	RI	NIA	LHC Group, Inc.	Ownership	100.000	UnitedHealth Group Incorporated	NO	
		00000	33-0999953				RICBT, Inc.	RI	NIA	Physician(s) Owned	Influence	0.000	UnitedHealth Group Incorporated	NO	1
		00000	57-1204158				Richardson Medical Center HomeCare, L.L.C.	LA	NIA	Louisiana Health Care Group, L.L.C.	Ownership	67.000	UnitedHealth Group Incorporated	NO	
		00000	46-0758315				River Valley ASC, LLC	CT	NIA	SCA-River Valley, LLC	Ownership	68.940	UnitedHealth Group Incorporated	NO	2
		00000	26-0802303				River West Home Care, LLC	DE	NIA	Louisiana HomeCare of Plaquemine, LLC	Ownership	100.000	UnitedHealth Group Incorporated	NO	
		00000	46-0504059				Rivercrest Home Health Care, Inc.	TX	NIA	Texas Health Care Group, L.L.C.	Ownership	100.000	UnitedHealth Group Incorporated	NO	
		00000	33-0055097				Riverside Community Healthplan Medical Group, Inc.	CA	NIA	NAMM Medical Group Holdings, Inc.	Ownership	100.000	UnitedHealth Group Incorporated	NO	1
		00000	26-2780183				Riverside Corporate Wellness, LLC	WI	NIA	United HealthCare Services, Inc.	Ownership	50.000	UnitedHealth Group Incorporated	NO	
		00000	20-3420379				Riverside Electronic Healthcare Resources, Inc.	CA	NIA	Riverside Community Healthplan Medical Group, Inc.	Ownership	100.000	UnitedHealth Group Incorporated	NO	1
		00000	32-0500242				Riverside Medical Management, LLC	DE	NIA	ProHEALTH Medical Management, LLC	Ownership	100.000	UnitedHealth Group Incorporated	NO	
		00000	83-2735771				Riverside Surgical Center of Meadowlands, LLC	NJ	NIA	SCA-Riverside Partners, LLC	Ownership	83.500	UnitedHealth Group Incorporated	NO	
		00000	83-2722082				Riverside Surgical Center of Newark, LLC	NJ	NIA	SCA-Riverside Partners, LLC	Ownership	99.000	UnitedHealth Group Incorporated	NO	
		00000	83-2722082				Riverside Surgical Center of Newark, LLC	NJ	NIA	Endoscopy Center Affiliates, Inc.	Ownership	1.000	UnitedHealth Group Incorporated	NO	
		00000	20-5836758				RLS Katy Cardiovascular Services, LP	TX	NIA	National Cardiovascular Partners, LP	Ownership	99.000	UnitedHealth Group Incorporated	NO	
		00000	20-5836758				RLS Katy Cardiovascular Services, LP	TX	NIA	National Cardiovascular Partners GP, LLC	Ownership	1.000	UnitedHealth Group Incorporated	NO	
		00000	41-2219637				Roane HomeCare, LLC	WV	NIA	West Virginia Health Care Group, LLC	Ownership	100.000	UnitedHealth Group Incorporated	NO	
		00000	04-3713185				Rockville Eye Surgery Center, LLC	MD	NIA	SCA Palisades Holdings, LLC	Ownership	53.715	UnitedHealth Group Incorporated	NO	
0707	UnitedHealth Group Incorporated	95482	84-0614905				Rocky Mountain Health Maintenance Organization, Incorporated	CO	IA	United HealthCare Services, Inc.	Ownership	100.000	UnitedHealth Group Incorporated	NO	
		00000	37-1832312				Rush Oak Brook Surgery Center, LLC	IL	NIA	SCA Rush Oak Brook Holdings, LLC	Ownership	10.000	UnitedHealth Group Incorporated	NO	2
		00000	88-1570490				RVO Health, LLC	DE	NIA	Solaris JV Holdings, Inc.	Ownership	16.929	UnitedHealth Group Incorporated	NO	
		00000	88-1570490				RVO Health, LLC	DE	NIA	United HealthCare Services, Inc.	Ownership	33.071	UnitedHealth Group Incorporated	NO	
		00000	31-1487353				RX Systems Limited	GBR	NIA	EMIS Group Limited	Ownership	100.000	UnitedHealth Group Incorporated	NO	
		00000	77-0398259				S&B Health Care, LLC	OH	NIA	Black Stone Operations, LLC	Ownership	100.000	UnitedHealth Group Incorporated	NO	
		00000	83-0521940				Saad A. Shakir, M.D., Inc.	CA	NIA	Physician(s) Owned	Influence	0.000	UnitedHealth Group Incorporated	NO	1
		00000	33-0571462				Sacred Heart ASC, LLC	FL	NIA	SVHS-SCA Florida JV, LLC	Ownership	61.125	UnitedHealth Group Incorporated	NO	2
		00000	33-0571462				Saddleback Medical Group, Inc.	CA	NIA	MH Physician Three Holdco, a Medical Corporation	Ownership	100.000	UnitedHealth Group Incorporated	NO	1
		00000					Saden S.A.	CHL	NIA	Clínica Dávila y Servicios Médicos S.p.A.	Ownership	0.077	UnitedHealth Group Incorporated	NO	
		00000					Saden S.A.	CHL	NIA	Banmédica S.A.	Ownership	99.923	UnitedHealth Group Incorporated	NO	
		00000	27-1976968				Salem Home Care, LLC	OR	NIA	Oregon Health Care Group, LLC	Ownership	100.000	UnitedHealth Group Incorporated	NO	
		00000	85-2734753				Salem JV Holdings, LLC	DE	NIA	Surgicare of Salem, LLC	Ownership	51.000	UnitedHealth Group Incorporated	NO	
		00000	74-2462470				Salem Surgery Center, LLC	OR	NIA	Salem JV Holdings, LLC	Ownership	51.000	UnitedHealth Group Incorporated	NO	
		00000	45-2219585				Salveo Specialty Pharmacy, Inc.	DE	NIA	OptumRx Administrative Services, LLC	Ownership	100.000	UnitedHealth Group Incorporated	NO	
		00000	95-3088615				San Bernardino Medical Group, Inc.	CA	NIA	NAMM Medical Group Holdings, Inc.	Ownership	100.000	UnitedHealth Group Incorporated	NO	1
		00000	77-0322251				San Diego Endoscopy Center	CA	NIA	Endoscopy Center Affiliates, Inc.	Ownership	35.000	UnitedHealth Group Incorporated	NO	2
		00000	33-0457134				San Diego Physicians Medical Group, Inc.	CA	NIA	MH Physician Three Holdco, a Medical Corporation	Ownership	99.999	UnitedHealth Group Incorporated	NO	1
		00000	27-3787593				Sand Lake SurgiCenter, LLC	FL	NIA	SCA-Sand Lake, LLC	Ownership	51.455	UnitedHealth Group Incorporated	NO	
		00000	27-3787593				Sand Lake SurgiCenter, LLC	FL	NIA	SC Affiliates, LLC	Ownership	5.363	UnitedHealth Group Incorporated	NO	
		00000	84-1754732				Sanvello Behavioral Health Services, P.A.	DE	NIA	Physician(s) Owned	Influence	0.000	UnitedHealth Group Incorporated	NO	1
		00000	83-3057919				Sanvello Health Holdings, LLC	DE	NIA	Refresh Mental Health, Inc.	Ownership	100.000	UnitedHealth Group Incorporated	NO	
		00000	47-1920345				Sanvello Health Inc.	DE	NIA	Sanvello Health Holdings, LLC	Ownership	100.000	UnitedHealth Group Incorporated	NO	
		00000					Saris Counseling, LLC	WI	NIA	Refresh Evolve, LLC	Ownership	100.000	UnitedHealth Group Incorporated	NO	1
		00000	46-5454822				SBE Holdings, LLC	FL	NIA	Physicians Endoscopy, L.L.C.	Ownership	47.052	UnitedHealth Group Incorporated	NO	2
		00000	62-1149229				SC Affiliates, LLC	DE	NIA	Surgical Care Affiliates, LLC	Ownership	100.000	UnitedHealth Group Incorporated	NO	
		00000	88-4253145				SCA AHN JV Holdings II, LLC	DE	NIA	SC Affiliates, LLC	Ownership	51.000	UnitedHealth Group Incorporated	NO	

16.50

STATEMENT AS OF JUNE 30, 2024 OF THE UnitedHealthcare of Wisconsin, Inc.

**SCHEDULE Y**  
**PART 1A - DETAIL OF INSURANCE HOLDING COMPANY SYSTEM**

1	2	3	4	5	6	7	8	9	10	11	12	13	14	15	16
Group Code	Group Name	NAIC Company Code	ID Number	Federal RSSD	CIK	Name of Securities Exchange if Publicly Traded (U.S. or International)	Names of Parent, Subsidiaries Or Affiliates	Domiciliary Location	Relationship to Reporting Entity	Directly Controlled by (Name of Entity/Person)	Type of Control (Ownership, Board, Management, Attorney-in-Fact, Influence, Other)	If Control is Ownership Provide Percentage	Ultimate Controlling Entity(ies)/Person(s)	Is an SCA Filing Required? (Yes/No)	*
		00000	88-4253145				SCA AHN JV Holdings II, LLC	DE	NIA	American Health Network of Indiana, LLC	Ownership	49.000	UnitedHealth Group Incorporated	NO	
		00000	86-1452226				SCA AHN JV Holdings, LLC	DE	NIA	SCA ESSC Holdings, LLC	Ownership	51.000	UnitedHealth Group Incorporated	NO	
		00000	86-1452226				SCA AHN JV Holdings, LLC	DE	NIA	American Health Network of Indiana, LLC	Ownership	49.000	UnitedHealth Group Incorporated	NO	
		00000	92-0080881				SCA Alaska Surgery Center, Inc.	AK	NIA	SC Affiliates, LLC	Ownership	100.000	UnitedHealth Group Incorporated	NO	
		00000	47-5014406				SCA Austin Holdings, LLC	DE	NIA	SC Affiliates, LLC	Ownership	100.000	UnitedHealth Group Incorporated	NO	
		00000	87-2651443				SCA Aventura Holdings, LLC	DE	NIA	SC Affiliates, LLC	Ownership	71.569	UnitedHealth Group Incorporated	NO	
		00000	92-1266122				SCA Avon Holdings, LLC	DE	NIA	SC Affiliates, LLC	Ownership	100.000	UnitedHealth Group Incorporated	NO	
		00000	85-2723465				SCA Bloomfield Holdings, LLC	DE	NIA	SC Affiliates, LLC	Ownership	100.000	UnitedHealth Group Incorporated	NO	
		00000	45-4230864				SCA BOSC Holdings, LLC	DE	NIA	SC Affiliates, LLC	Ownership	25.000	UnitedHealth Group Incorporated	NO	
		00000	45-4230864				SCA BOSC Holdings, LLC	DE	NIA	SunSurgery, LLC	Ownership	25.000	UnitedHealth Group Incorporated	NO	
		00000	45-4230864				SCA BOSC Holdings, LLC	DE	NIA	Surgery Center Holding, LLC	Ownership	25.000	UnitedHealth Group Incorporated	NO	
		00000	45-4230864				SCA BOSC Holdings, LLC	DE	NIA	National Surgery Centers, LLC	Ownership	25.000	UnitedHealth Group Incorporated	NO	
		00000	47-5030792				SCA Cedar Park Holdings, LLC	DE	NIA	SCA Austin Holdings, LLC	Ownership	100.000	UnitedHealth Group Incorporated	NO	
		00000	84-4338108				SCA Clifton, LLC	DE	NIA	SC Affiliates, LLC	Ownership	100.000	UnitedHealth Group Incorporated	NO	
		00000	87-2738960				SCA Colorado Springs Holdings, LLC	DE	NIA	SC Affiliates, LLC	Ownership	100.000	UnitedHealth Group Incorporated	NO	
		00000	85-4043847				SCA Cottonwood Holdings, LLC	DE	NIA	SC Affiliates, LLC	Ownership	100.000	UnitedHealth Group Incorporated	NO	
		00000	04-3170801				SCA Danbury Surgical Center, LLC	DE	NIA	SunSurgery, LLC	Ownership	52.068	UnitedHealth Group Incorporated	NO	
		00000	85-2019401				SCA Denver Holdings, LLC	DE	NIA	SC Affiliates, LLC	Ownership	100.000	UnitedHealth Group Incorporated	NO	
		00000	62-1535981				SCA Development, LLC	DE	NIA	SC Affiliates, LLC	Ownership	100.000	UnitedHealth Group Incorporated	NO	
		00000	85-3450755				SCA Duluth Holdings, LLC	DE	NIA	SC Affiliates, LLC	Ownership	100.000	UnitedHealth Group Incorporated	NO	
		00000	86-1889923				SCA Duncanville Holdings, LLC	DE	NIA	SC Affiliates, LLC	Ownership	100.000	UnitedHealth Group Incorporated	NO	
		00000	86-1855507				SCA Duncanville MSO, LLC	TX	NIA	SCA Duncanville Holdings, LLC	Ownership	51.000	UnitedHealth Group Incorporated	NO	
		00000	88-3055298				SCA East Bay Holdings, LLC	DE	NIA	SC Affiliates, LLC	Ownership	100.000	UnitedHealth Group Incorporated	NO	
		00000					SCA eCode Solutions Private Limited	IND	NIA	UnitedHealth International, Inc.	Ownership	0.003	UnitedHealth Group Incorporated	NO	
		00000					SCA eCode Solutions Private Limited	IND	NIA	eCode Solutions, LLC	Ownership	99.997	UnitedHealth Group Incorporated	NO	
		00000	92-1363019				SCA Englewood Health Holdings, LLC	DE	NIA	SC Affiliates, LLC	Ownership	100.000	UnitedHealth Group Incorporated	NO	
		00000	86-3781364				SCA Englewood Holdings, LLC	DE	NIA	SC Affiliates, LLC	Ownership	100.000	UnitedHealth Group Incorporated	NO	
		00000	86-1452517				SCA ESSC Holdings, LLC	DE	NIA	SC Affiliates, LLC	Ownership	100.000	UnitedHealth Group Incorporated	NO	
		00000	85-2064446				SCA Global One Holdings, LLC	DE	NIA	SC Affiliates, LLC	Ownership	100.000	UnitedHealth Group Incorporated	NO	
		00000	85-3472510				SCA Greenway Holdings, LLC	DE	NIA	SC Affiliates, LLC	Ownership	49.000	UnitedHealth Group Incorporated	NO	2
		00000	85-4003008				SCA Grove Creek Holdings, LLC	DE	NIA	SC Affiliates, LLC	Ownership	100.000	UnitedHealth Group Incorporated	NO	
		00000	88-3842578				SCA Guilford Holdings II, LLC	DE	NIA	SCA Guilford Holdings, LLC	Ownership	100.000	UnitedHealth Group Incorporated	NO	
		00000	85-2734387				SCA Guilford Holdings, LLC	DE	NIA	SC Affiliates, LLC	Ownership	100.000	UnitedHealth Group Incorporated	NO	
		00000	47-5064834				SCA Hays Holdings, LLC	DE	NIA	SCA Austin Holdings, LLC	Ownership	100.000	UnitedHealth Group Incorporated	NO	
		00000	88-2843226				SCA Health Anesthesia, LLC	DE	NIA	SC Affiliates, LLC	Ownership	100.000	UnitedHealth Group Incorporated	NO	
		00000	87-2408829				SCA Health Value Enterprise, LLC	DE	NIA	SC Affiliates, LLC	Ownership	100.000	UnitedHealth Group Incorporated	NO	
		00000	88-3477450				SCA Health, LLC	DE	NIA	SC Affiliates, LLC	Ownership	100.000	UnitedHealth Group Incorporated	NO	
		00000	83-2735871				SCA Heartland Holdings, LLC	DE	NIA	SC Affiliates, LLC	Ownership	100.000	UnitedHealth Group Incorporated	NO	
		00000	36-4869243				SCA HoldCo, Inc.	DE	NIA	Collaborative Care Holdings, LLC	Ownership	100.000	UnitedHealth Group Incorporated	NO	
		00000	27-1664837				SCA Holding Company, Inc.	DE	NIA	SCA Surgery Holdings, LLC	Ownership	100.000	UnitedHealth Group Incorporated	NO	
		00000	47-1256943				SCA Holdings, Inc.	CA	NIA	National Surgery Centers, LLC	Ownership	100.000	UnitedHealth Group Incorporated	NO	
		00000	92-0918870				SCA Houston Holdings, LLC	DE	NIA	SC Affiliates, LLC	Ownership	100.000	UnitedHealth Group Incorporated	NO	
		00000	92-0627856				SCA HRH Holdings, LLC	DE	NIA	SC Affiliates, LLC	Ownership	100.000	UnitedHealth Group Incorporated	NO	
		00000	45-4240475				SCA IEC Holdings, LLC	DE	NIA	SC Affiliates, LLC	Ownership	25.000	UnitedHealth Group Incorporated	NO	
		00000	45-4240475				SCA IEC Holdings, LLC	DE	NIA	SunSurgery, LLC	Ownership	25.000	UnitedHealth Group Incorporated	NO	
		00000	45-4240475				SCA IEC Holdings, LLC	DE	NIA	Surgery Center Holding, LLC	Ownership	25.000	UnitedHealth Group Incorporated	NO	
		00000	45-4240475				SCA IEC Holdings, LLC	DE	NIA	National Surgery Centers, LLC	Ownership	25.000	UnitedHealth Group Incorporated	NO	
		00000	45-2684108				SCA Indiana Holdings, LLC	DE	NIA	SC Affiliates, LLC	Ownership	25.000	UnitedHealth Group Incorporated	NO	
		00000	45-2684108				SCA Indiana Holdings, LLC	DE	NIA	SunSurgery, LLC	Ownership	25.000	UnitedHealth Group Incorporated	NO	

16.51

STATEMENT AS OF JUNE 30, 2024 OF THE UnitedHealthcare of Wisconsin, Inc.

**SCHEDULE Y**  
**PART 1A - DETAIL OF INSURANCE HOLDING COMPANY SYSTEM**

1	2	3	4	5	6	7	8	9	10	11	12	13	14	15	16
Group Code	Group Name	NAIC Company Code	ID Number	Federal RSSD	CIK	Name of Securities Exchange if Publicly Traded (U.S. or International)	Names of Parent, Subsidiaries Or Affiliates	Domiciliary Location	Relationship to Reporting Entity	Directly Controlled by (Name of Entity/Person)	Type of Control (Ownership, Board, Management, Attorney-in-Fact, Influence, Other)	If Control is Ownership Provide Percentage	Ultimate Controlling Entity(ies)/Person(s)	Is an SCA Filing Required? (Yes/No)	*
		00000	45-2684108				SCA Indiana Holdings, LLC	DE	NIA	Surgery Center Holding, LLC	Ownership	25.000	UnitedHealth Group Incorporated	NO	
		00000	45-2684108				SCA Indiana Holdings, LLC	DE	NIA	National Surgery Centers, LLC	Ownership	25.000	UnitedHealth Group Incorporated	NO	
		00000	92-3754586				SCA Jacksonville Holdings, LLC	DE	NIA	SC Affiliates, LLC	Ownership	100.000	UnitedHealth Group Incorporated	NO	
		00000	92-0859684				SCA Louisville, LLC	DE	NIA	SC Affiliates, LLC	Ownership	100.000	UnitedHealth Group Incorporated	NO	
		00000	85-2044403				SCA Lutheran Holdings, LLC	DE	NIA	SC Affiliates, LLC	Ownership	100.000	UnitedHealth Group Incorporated	NO	
		00000	85-3425387				SCA Maple Grove Holdings, LLC	DE	NIA	SC Affiliates, LLC	Ownership	49.000	UnitedHealth Group Incorporated	NO	2
		00000	87-3300578				SCA Murrells Inlet, LLC	DE	NIA	SC Affiliates, LLC	Ownership	100.000	UnitedHealth Group Incorporated	NO	
		00000	85-4043674				SCA Northern Utah Holdings, LLC	DE	NIA	SC Affiliates, LLC	Ownership	100.000	UnitedHealth Group Incorporated	NO	
		00000	85-2527319				SCA Northwest Holdings, LLC	DE	NIA	SC Affiliates, LLC	Ownership	100.000	UnitedHealth Group Incorporated	NO	
		00000	85-2065454				SCA Outside New Jersey, LLC	DE	NIA	SC Affiliates, LLC	Ownership	100.000	UnitedHealth Group Incorporated	NO	
		00000	27-1707364				SCA Pacific Holdings, Inc.	CA	NIA	SC Affiliates, LLC	Ownership	100.000	UnitedHealth Group Incorporated	NO	
		00000	87-2926385				SCA Pacific Surgery Holdings, LLC	DE	NIA	SC Affiliates, LLC	Ownership	100.000	UnitedHealth Group Incorporated	NO	
		00000	85-1370857				SCA Palisades Holdings, LLC	DE	NIA	SC Affiliates, LLC	Ownership	100.000	UnitedHealth Group Incorporated	NO	
		00000	92-3092899				SCA Pinehurst Holdings, LLC	DE	NIA	SC Affiliates, LLC	Ownership	100.000	UnitedHealth Group Incorporated	NO	
		00000	85-0817999				SCA Pinnacle Holdings, LLC	DE	NIA	SC Affiliates, LLC	Ownership	100.000	UnitedHealth Group Incorporated	NO	
							SCA Premier Surgery Center of Louisville, LLC								
		00000	72-1386840					DE	NIA	SC Affiliates, LLC	Ownership	58.428	UnitedHealth Group Incorporated	NO	
		00000					SCA Providence Holdings, LLC	DE	NIA	SC Affiliates, LLC	Ownership	100.000	UnitedHealth Group Incorporated	NO	
		00000	81-5211225				SCA Rockledge JV, LLC	DE	NIA	SCA-Merritt, LLC	Ownership	94.003	UnitedHealth Group Incorporated	NO	
		00000	81-5211225				SCA Rockledge JV, LLC	DE	NIA	Endoscopy Center Affiliates, Inc.	Ownership	1.000	UnitedHealth Group Incorporated	NO	
		00000	45-4252645				SCA ROCS Holdings, LLC	DE	NIA	SunSurgery, LLC	Ownership	25.000	UnitedHealth Group Incorporated	NO	
		00000	45-4252645				SCA ROCS Holdings, LLC	DE	NIA	SC Affiliates, LLC	Ownership	25.000	UnitedHealth Group Incorporated	NO	
		00000	45-4252645				SCA ROCS Holdings, LLC	DE	NIA	Surgery Center Holding, LLC	Ownership	25.000	UnitedHealth Group Incorporated	NO	
		00000	45-4252645				SCA ROCS Holdings, LLC	DE	NIA	National Surgery Centers, LLC	Ownership	25.000	UnitedHealth Group Incorporated	NO	
		00000	87-4302841				SCA Rush Oak Brook Holdings, LLC	DE	NIA	SC Affiliates, LLC	Ownership	100.000	UnitedHealth Group Incorporated	NO	
		00000	84-3689385				SCA Sage Medical MSO, LLC	DE	NIA	SCA Sage Medical, LLC	Ownership	26.000	UnitedHealth Group Incorporated	NO	2
		00000	84-3673924				SCA Sage Medical, LLC	DE	NIA	SC Affiliates, LLC	Ownership	100.000	UnitedHealth Group Incorporated	NO	
		00000	85-4002809				SCA South Ogden Holdings, LLC	DE	NIA	SC Affiliates, LLC	Ownership	100.000	UnitedHealth Group Incorporated	NO	
		00000	88-1497980				SCA Southwest Fort Wayne Holdings, LLC	DE	NIA	SC Affiliates, LLC	Ownership	25.000	UnitedHealth Group Incorporated	NO	
		00000	88-1497980				SCA Southwest Fort Wayne Holdings, LLC	DE	NIA	SunSurgery, LLC	Ownership	25.000	UnitedHealth Group Incorporated	NO	
		00000	88-1497980				SCA Southwest Fort Wayne Holdings, LLC	DE	NIA	Surgery Center Holding, LLC	Ownership	25.000	UnitedHealth Group Incorporated	NO	
		00000	88-1497980				SCA Southwest Fort Wayne Holdings, LLC	DE	NIA	National Surgery Centers, LLC	Ownership	25.000	UnitedHealth Group Incorporated	NO	
		00000	47-4928368				SCA Southwestern PA, LLC	DE	NIA	SC Affiliates, LLC	Ownership	100.000	UnitedHealth Group Incorporated	NO	
		00000	47-3165040				SCA Specialists of Florida, LLC	DE	NIA	SCA Surgery Holdings, LLC	Ownership	100.000	UnitedHealth Group Incorporated	NO	
		00000	85-2786147				SCA Specialty Holdings of Connecticut, LLC	DE	NIA	SC Affiliates, LLC	Ownership	29.410	UnitedHealth Group Incorporated	NO	2
		00000	45-4266502				SCA SSSC Holdings, LLC	DE	NIA	SC Affiliates, LLC	Ownership	25.000	UnitedHealth Group Incorporated	NO	
		00000	45-4266502				SCA SSSC Holdings, LLC	DE	NIA	SunSurgery, LLC	Ownership	25.000	UnitedHealth Group Incorporated	NO	
		00000	45-4266502				SCA SSSC Holdings, LLC	DE	NIA	Surgery Center Holding, LLC	Ownership	25.000	UnitedHealth Group Incorporated	NO	
		00000	45-4266502				SCA SSSC Holdings, LLC	DE	NIA	National Surgery Centers, LLC	Ownership	25.000	UnitedHealth Group Incorporated	NO	
		00000	47-5038680				SCA Stonegate Holdings, LLC	DE	NIA	SCA Austin Holdings, LLC	Ownership	100.000	UnitedHealth Group Incorporated	NO	
		00000	26-2602268				SCA Surgery Holdings, LLC	DE	NIA	Surgical Care Affiliates, LLC	Ownership	100.000	UnitedHealth Group Incorporated	NO	
		00000	75-2501088				SCA Surgicare of Laguna Hills, LLC	DE	NIA	Surgery Center Holding, LLC	Ownership	100.000	UnitedHealth Group Incorporated	NO	
		00000	92-1306353				SCA Total Holdings, LLC	DE	NIA	SC Affiliates, LLC	Ownership	100.000	UnitedHealth Group Incorporated	NO	
		00000	93-4391928				SCA Waterloo Holdings, LLC	DE	NIA	SC Affiliates, LLC	Ownership	100.000	UnitedHealth Group Incorporated	NO	
		00000	85-3263993				SCA West Health Holdings, LLC	DE	NIA	SC Affiliates, LLC	Ownership	100.000	UnitedHealth Group Incorporated	NO	
		00000	85-4150186				SCA Westgreen Holdings, LLC	DE	NIA	SC Affiliates, LLC	Ownership	99.000	UnitedHealth Group Incorporated	NO	
		00000	85-4150186				SCA Westgreen Holdings, LLC	DE	NIA	Endoscopy Center Affiliates, Inc.	Ownership	1.000	UnitedHealth Group Incorporated	NO	
		00000	85-3491574				SCA Woodbury Holdings, LLC	DE	NIA	SC Affiliates, LLC	Ownership	49.000	UnitedHealth Group Incorporated	NO	2
		00000	74-2555097				SCA-Albuquerque Surgery Properties, Inc.	NM	NIA	SC Affiliates, LLC	Ownership	100.000	UnitedHealth Group Incorporated	NO	

16.52

STATEMENT AS OF JUNE 30, 2024 OF THE UnitedHealthcare of Wisconsin, Inc.

**SCHEDULE Y**  
**PART 1A - DETAIL OF INSURANCE HOLDING COMPANY SYSTEM**

1	2	3	4	5	6	7	8	9	10	11	12	13	14	15	16
Group Code	Group Name	NAIC Company Code	ID Number	Federal RSSD	CIK	Name of Securities Exchange if Publicly Traded (U.S. or International)	Names of Parent, Subsidiaries Or Affiliates	Domiciliary Location	Relationship to Reporting Entity	Directly Controlled by (Name of Entity/Person)	Type of Control (Ownership, Board, Management, Attorney-in-Fact, Influence, Other)	If Control is Ownership Provide Percentage	Ultimate Controlling Entity(ies)/Person(s)	Is an SCA Filing Required? (Yes/No)	*
		00000	47-1807383				SCA-Alliance, LLC	DE	NIA	SCA Surgery Holdings, LLC	Ownership	31.370	UnitedHealth Group Incorporated	NO	2
		00000	82-4763869				SCA-Anne Arundel, LLC	DE	NIA	SC Affiliates, LLC	Ownership	100.000	UnitedHealth Group Incorporated	NO	
		00000	83-2703057				SCA-AppleCare Partners, LLC	DE	NIA	SCA-Downey, LLC	Ownership	80.701	UnitedHealth Group Incorporated	NO	
		00000	83-2703057				SCA-AppleCare Partners, LLC	DE	NIA	AppleCare Medical Management, LLC	Ownership	8.772	UnitedHealth Group Incorporated	NO	
		00000	82-3857984				SCA-Bethesda, LLC	DE	NIA	SC Affiliates, LLC	Ownership	54.222	UnitedHealth Group Incorporated	NO	
		00000	62-1530120				SCA-Blue Ridge, LLC	DE	NIA	SC Affiliates, LLC	Ownership	100.000	UnitedHealth Group Incorporated	NO	
		00000	83-1529292				SCA-Bonita Springs, LLC	DE	NIA	SC Affiliates, LLC	Ownership	52.000	UnitedHealth Group Incorporated	NO	
		00000	83-1529292				SCA-Bonita Springs, LLC	DE	NIA	Endoscopy Center Affiliates, Inc.	Ownership	1.000	UnitedHealth Group Incorporated	NO	
		00000	93-2557351				SCA-Boynton Beach, LLC	DE	NIA	SC Affiliates, LLC	Ownership	100.000	UnitedHealth Group Incorporated	NO	
		00000	88-4163925				SCA-Carlsbad Holdings, LLC	DE	NIA	SC Affiliates, LLC	Ownership	100.000	UnitedHealth Group Incorporated	NO	
		00000	83-1094012				SCA-Castle Rock, LLC	DE	NIA	SC Affiliates, LLC	Ownership	68.736	UnitedHealth Group Incorporated	NO	
		00000	47-1535510				SCA-Central Florida, LLC	DE	NIA	SC Affiliates, LLC	Ownership	31.370	UnitedHealth Group Incorporated	NO	2
		00000	58-1709758				SCA-Charleston, LLC	DE	NIA	SCA Surgery Holdings, LLC	Ownership	100.000	UnitedHealth Group Incorporated	NO	
		00000	82-4511713				SCA-Chatham, LLC	DE	NIA	SC Affiliates, LLC	Ownership	100.000	UnitedHealth Group Incorporated	NO	
		00000	81-3301058				SCA-Chevy Chase, LLC	DE	NIA	SC Affiliates, LLC	Ownership	100.000	UnitedHealth Group Incorporated	NO	
		00000	62-1516306				SCA-Citrus, LLC	TN	NIA	SC Affiliates, LLC	Ownership	100.000	UnitedHealth Group Incorporated	NO	
		00000	83-1541326				SCA-Colonial Partners, LLC	DE	NIA	SCA-Ft. Myers, LLC	Ownership	69.698	UnitedHealth Group Incorporated	NO	
		00000	93-1047471				SCA-Colorado Springs, LLC	DE	NIA	SC Affiliates, LLC	Ownership	100.000	UnitedHealth Group Incorporated	NO	
		00000	83-1585952				SCA-Connecticut Partners, LLC	DE	NIA	SunSurgery, LLC	Ownership	29.410	UnitedHealth Group Incorporated	NO	2
		00000	47-4028383				SCA-Davenport, LLC	DE	NIA	SC Affiliates, LLC	Ownership	100.000	UnitedHealth Group Incorporated	NO	
		00000	84-2003112				SCA-Denver Physicians Holdings, LLC	CO	NIA	SCA-Denver, LLC	Ownership	56.089	UnitedHealth Group Incorporated	NO	
		00000	84-2997638				SCA-Denver, LLC	DE	NIA	SC Affiliates, LLC	Ownership	100.000	UnitedHealth Group Incorporated	NO	
		00000	82-1470227				SCA-Derry, LLC	DE	NIA	SC Affiliates, LLC	Ownership	70.748	UnitedHealth Group Incorporated	NO	
		00000	81-3734814				SCA-Doral, LLC	DE	NIA	SC Affiliates, LLC	Ownership	90.037	UnitedHealth Group Incorporated	NO	
		00000	83-3055579				SCA-Downey, LLC	DE	NIA	SC Affiliates, LLC	Ownership	100.000	UnitedHealth Group Incorporated	NO	
		00000	83-1093886				SCA-Dry Creek, LLC	DE	NIA	SC Affiliates, LLC	Ownership	100.000	UnitedHealth Group Incorporated	NO	
		00000	81-1594261				SCA-Dublin, LLC	DE	NIA	SC Affiliates, LLC	Ownership	100.000	UnitedHealth Group Incorporated	NO	
		00000	81-3301305				SCA-Encinitas, Inc.	DE	NIA	Surgical Health, LLC	Ownership	100.000	UnitedHealth Group Incorporated	NO	
		00000	62-1541235				SCA-Eugene, LLC	TN	NIA	SC Affiliates, LLC	Ownership	100.000	UnitedHealth Group Incorporated	NO	
		00000	83-2805878				SCA-First Coast, LLC	DE	NIA	SC Affiliates, LLC	Ownership	100.000	UnitedHealth Group Incorporated	NO	
		00000	62-1551099				SCA-Florence, LLC	DE	NIA	SC Affiliates, LLC	Ownership	100.000	UnitedHealth Group Incorporated	NO	
		00000	93-1067967				SCA-Fort Collins, Inc.	CO	NIA	SC Affiliates, LLC	Ownership	100.000	UnitedHealth Group Incorporated	NO	
		00000	62-1502719				SCA-Fort Walton, Inc.	TN	NIA	SC Affiliates, LLC	Ownership	100.000	UnitedHealth Group Incorporated	NO	
		00000	47-3641516				SCA-Franklin, LLC	DE	NIA	SC Affiliates, LLC	Ownership	100.000	UnitedHealth Group Incorporated	NO	
		00000	81-2727879				SCA-Frederick, LLC	DE	NIA	SC Affiliates, LLC	Ownership	100.000	UnitedHealth Group Incorporated	NO	
		00000	82-3535257				SCA-Freeway Holdings, LLC	DE	NIA	SC Affiliates, LLC	Ownership	100.000	UnitedHealth Group Incorporated	NO	
		00000	36-4907566				SCA-Ft. Myers, LLC	DE	NIA	SC Affiliates, LLC	Ownership	100.000	UnitedHealth Group Incorporated	NO	
		00000	62-1547690				SCA-Gainesville, LLC	DE	NIA	SC Affiliates, LLC	Ownership	100.000	UnitedHealth Group Incorporated	NO	
		00000	81-1956407				SCA-Gladiolus, LLC	DE	NIA	SC Affiliates, LLC	Ownership	79.619	UnitedHealth Group Incorporated	NO	
		00000	83-4156034				SCA-Glenwood Holdings, LLC	DE	NIA	Glenwood-SC, Inc.	Ownership	78.724	UnitedHealth Group Incorporated	NO	
		00000	82-1438326				SCA-Grants Pass, LLC	DE	NIA	SC Affiliates, LLC	Ownership	100.000	UnitedHealth Group Incorporated	NO	
		00000	81-2376695				SCA-Grove Place, LLC	DE	NIA	SC Affiliates, LLC	Ownership	51.322	UnitedHealth Group Incorporated	NO	
		00000	47-3466283				SCA-Hagerstown, LLC	DE	NIA	SC Affiliates, LLC	Ownership	100.000	UnitedHealth Group Incorporated	NO	
		00000	47-5229514				SCA-Hilton Head, LLC	DE	NIA	SC Affiliates, LLC	Ownership	100.000	UnitedHealth Group Incorporated	NO	
		00000	81-3445356				SCA-Houston Executive, LLC	DE	NIA	SC Affiliates, LLC	Ownership	100.000	UnitedHealth Group Incorporated	NO	
		00000	81-1666861				SCA-Illinois, LLC	DE	NIA	SCA Surgery Holdings, LLC	Ownership	100.000	UnitedHealth Group Incorporated	NO	
		00000	92-2191980				SCA-Imperial Point Holdings, LLC	DE	NIA	SC Affiliates, LLC	Ownership	100.000	UnitedHealth Group Incorporated	NO	
		00000	83-3090526				SCA-JPM Holdings, LLC	DE	NIA	SC Affiliates, LLC	Ownership	100.000	UnitedHealth Group Incorporated	NO	
		00000	83-1102109				SCA-Kissing Camels Holdings, LLC	DE	NIA	SCA Surgery Holdings, LLC	Ownership	100.000	UnitedHealth Group Incorporated	NO	

STATEMENT AS OF JUNE 30, 2024 OF THE UnitedHealthcare of Wisconsin, Inc.

**SCHEDULE Y**  
**PART 1A - DETAIL OF INSURANCE HOLDING COMPANY SYSTEM**

1	2	3	4	5	6	7	8	9	10	11	12	13	14	15	16
Group Code	Group Name	NAIC Company Code	ID Number	Federal RSSD	CIK	Name of Securities Exchange if Publicly Traded (U.S. or International)	Names of Parent, Subsidiaries Or Affiliates	Domiciliary Location	Relationship to Reporting Entity	Directly Controlled by (Name of Entity/Person)	Type of Control (Ownership, Board, Management, Attorney-in-Fact, Influence, Other)	If Control is Ownership Provide Percentage	Ultimate Controlling Entity(ies)/Person(s)	Is an SCA Filing Required? (Yes/No)	*
		00000	93-2311282				SCA-Louisville Ortho, LLC	DE	NIA	SC Affiliates, LLC	Ownership	100.000	UnitedHealth Group Incorporated	NO	
		00000	92-3942580				SCA-LPSC Holdings, LLC	DE	NIA	SC Affiliates, LLC	Ownership	100.000	UnitedHealth Group Incorporated	NO	
		00000	81-4292506				SCA-Main Street, LLC	DE	NIA	SC Affiliates, LLC	Ownership	29.575	UnitedHealth Group Incorporated	NO	2
		00000	62-1184188				SCA-Mecklenburg Development Corp.	NC	NIA	SC Affiliates, LLC	Ownership	100.000	UnitedHealth Group Incorporated	NO	
		00000	81-4616104				SCA-Memorial City, LLC	DE	NIA	SC Affiliates, LLC	Ownership	100.000	UnitedHealth Group Incorporated	NO	
		00000	83-3709010				SCA-Memorial, LLC	DE	NIA	SC Affiliates, LLC	Ownership	100.000	UnitedHealth Group Incorporated	NO	
		00000	81-1771410				SCA-Merritt, LLC	DE	NIA	SC Affiliates, LLC	Ownership	100.000	UnitedHealth Group Incorporated	NO	
		00000	82-2455773				SCA-Midlands, LLC	DE	NIA	SC Affiliates, LLC	Ownership	100.000	UnitedHealth Group Incorporated	NO	
		00000	80-0070617				SCA-Mobile, LLC	DE	NIA	SC Affiliates, LLC	Ownership	100.000	UnitedHealth Group Incorporated	NO	
		00000	81-1065674				SCA-Mokena, LLC	DE	NIA	SC Affiliates, LLC	Ownership	83.624	UnitedHealth Group Incorporated	NO	
		00000	62-1506655				SCA-Mt. Pleasant, LLC	DE	NIA	SC Affiliates, LLC	Ownership	100.000	UnitedHealth Group Incorporated	NO	
		00000	81-2850365				SCA-Naperville, LLC	DE	NIA	SC Affiliates, LLC	Ownership	100.000	UnitedHealth Group Incorporated	NO	
		00000	82-3002171				SCA-Naples, LLC	DE	NIA	SC Affiliates, LLC	Ownership	98.039	UnitedHealth Group Incorporated	NO	
		00000	47-4418919				SCA-New Jersey, LLC	DE	NIA	SC Affiliates, LLC	Ownership	100.000	UnitedHealth Group Incorporated	NO	
		00000	47-1760663				SCA-Newport Beach, LLC	CA	NIA	SC Affiliates, LLC	Ownership	100.000	UnitedHealth Group Incorporated	NO	
		00000	92-3029111				SCA-Optum Nevada Holdings, LLC	DE	NIA	SC Affiliates, LLC	Ownership	100.000	UnitedHealth Group Incorporated	NO	
		00000	81-3445510				SCA-Palm Beach MSO Holdings, LLC	DE	NIA	SunSurgery, LLC	Ownership	100.000	UnitedHealth Group Incorporated	NO	
		00000	82-3050836				SCA-Palm Beach, LLC	DE	NIA	SC Affiliates, LLC	Ownership	100.000	UnitedHealth Group Incorporated	NO	
		00000	93-4711624				SCA-Palomar Holdings, LLC	DE	NIA	Pomerado Outpatient Surgical Center, Inc.	Ownership	74.810	UnitedHealth Group Incorporated	NO	
		00000	84-3367495				SCA-Panama City Holdings, LLC	DE	NIA	SC Affiliates, LLC	Ownership	100.000	UnitedHealth Group Incorporated	NO	
		00000	47-1620189				SCA-Pocono, LLC	DE	NIA	SC Affiliates, LLC	Ownership	100.000	UnitedHealth Group Incorporated	NO	
		00000	81-4139195				SCA-Portland, LLC	DE	NIA	SC Affiliates, LLC	Ownership	100.000	UnitedHealth Group Incorporated	NO	
		00000	83-4121074				SCA-Practice Partners Holdings, LLC	DE	NIA	SC Affiliates, LLC	Ownership	100.000	UnitedHealth Group Incorporated	NO	
		00000	93-1466868				SCA-Pro Holdings, LLC	DE	NIA	SC Affiliates, LLC	Ownership	100.000	UnitedHealth Group Incorporated	NO	
		00000	81-4304317				SCA-River Valley, LLC	DE	NIA	SC Affiliates, LLC	Ownership	29.410	UnitedHealth Group Incorporated	NO	2
		00000	83-2111732				SCA-Riverside Partners, LLC	DE	NIA	SCA-Riverside, LLC	Ownership	51.000	UnitedHealth Group Incorporated	NO	
		00000	83-2111732				SCA-Riverside Partners, LLC	DE	NIA	Riverside Medical Management, LLC	Ownership	49.000	UnitedHealth Group Incorporated	NO	
		00000	83-2721919				SCA-Riverside, LLC	DE	NIA	SC Affiliates, LLC	Ownership	100.000	UnitedHealth Group Incorporated	NO	
		00000	85-0563422				SCA-Sacred Heart Holdings, LLC	DE	NIA	SC Affiliates, LLC	Ownership	100.000	UnitedHealth Group Incorporated	NO	
		00000	81-2963561				SCA-San Diego, Inc.	DE	NIA	Surgical Health, LLC	Ownership	100.000	UnitedHealth Group Incorporated	NO	
		00000	94-3138088				SCA-San Luis Obispo, LLC	DE	NIA	SC Affiliates, LLC	Ownership	100.000	UnitedHealth Group Incorporated	NO	
		00000	47-1685878				SCA-Sand Lake, LLC	DE	NIA	SC Affiliates, LLC	Ownership	83.481	UnitedHealth Group Incorporated	NO	
		00000	88-0185362				SCA-Santa Rosa, Inc.	NV	NIA	SC Affiliates, LLC	Ownership	100.000	UnitedHealth Group Incorporated	NO	
		00000	92-1630156				SCA-Seattle, LLC	DE	NIA	SC Affiliates, LLC	Ownership	100.000	UnitedHealth Group Incorporated	NO	
		00000	81-3300613				SCA-Somerset, LLC	DE	NIA	SCA Surgery Holdings, LLC	Ownership	100.000	UnitedHealth Group Incorporated	NO	
		00000	22-3117714				SCA-South Jersey, LLC	DE	NIA	Virtua-SCA Holdings, LLC	Ownership	100.000	UnitedHealth Group Incorporated	NO	2
		00000	47-2676325				SCA-Sparta, LLC	DE	NIA	SC Affiliates, LLC	Ownership	49.000	UnitedHealth Group Incorporated	NO	2
		00000	82-4499088				SCA-Spartanburg Holdings, LLC	DE	NIA	SC Affiliates, LLC	Ownership	100.000	UnitedHealth Group Incorporated	NO	
		00000	88-1844951				SCA-St. Cloud Holdings, LLC	DE	NIA	SC Affiliates, LLC	Ownership	100.000	UnitedHealth Group Incorporated	NO	
		00000	84-4677051				SCA-St. Louis Holdings, LLC	DE	NIA	SC Affiliates, LLC	Ownership	100.000	UnitedHealth Group Incorporated	NO	
		00000	47-4106989				SCA-St. Louis, LLC	DE	NIA	Surgical Health, LLC	Ownership	100.000	UnitedHealth Group Incorporated	NO	
		00000	82-3270591				SCA-St. Lucie, LLC	DE	NIA	SC Affiliates, LLC	Ownership	100.000	UnitedHealth Group Incorporated	NO	
		00000	81-4371453				SCA-Surgicare, LLC	DE	NIA	SC Affiliates, LLC	Ownership	100.000	UnitedHealth Group Incorporated	NO	
		00000	82-1987225				SCA-Verta, LLC	DE	NIA	SC Affiliates, LLC	Ownership	100.000	UnitedHealth Group Incorporated	NO	
		00000	85-1998338				SCA-VLR Holdings Company, LLC	DE	NIA	SCA Denver Holdings, LLC	Ownership	51.000	UnitedHealth Group Incorporated	NO	
		00000	82-2294882				SCA-Wake Forest, LLC	DE	NIA	SC Affiliates, LLC	Ownership	100.000	UnitedHealth Group Incorporated	NO	
		00000	82-1449412				SCA-Western Connecticut, LLC	DE	NIA	SC Affiliates, LLC	Ownership	67.000	UnitedHealth Group Incorporated	NO	
		00000	93-1768010				SCA-Winston-Salem, LLC	DE	NIA	SC Affiliates, LLC	Ownership	100.000	UnitedHealth Group Incorporated	NO	
		00000	62-1525777				SCA-Winter Park, Inc.	TN	NIA	SC Affiliates, LLC	Ownership	100.000	UnitedHealth Group Incorporated	NO	

STATEMENT AS OF JUNE 30, 2024 OF THE UnitedHealthcare of Wisconsin, Inc.

**SCHEDULE Y**  
**PART 1A - DETAIL OF INSURANCE HOLDING COMPANY SYSTEM**

1	2	3	4	5	6	7	8	9	10	11	12	13	14	15	16
Group Code	Group Name	NAIC Company Code	ID Number	Federal RSSD	CIK	Name of Securities Exchange if Publicly Traded (U.S. or International)	Names of Parent, Subsidiaries Or Affiliates	Domi-ciliary Location	Relation-ship to Reporting Entity	Directly Controlled by (Name of Entity/Person)	Type of Control (Ownership, Board, Management, Attorney-in-Fact, Influence, Other)	If Control is Ownership Provide Percentage	Ultimate Controlling Entity(ies)/Person(s)	Is an SCA Filing Re-quired? (Yes/No)	*
		00000	82-3528300				SCA-Woodlands Holdings, LLC	DE	NIA	SC Affiliates, LLC	Ownership	100.000	UnitedHealth Group Incorporated	NO	
		00000	81-4905342				SCAI Holdings, LLC	DE	NIA	SCA HoldCo, Inc.	Ownership	100.000	UnitedHealth Group Incorporated	NO	
		00000					Scanner Centromed S.A.	CHL	NIA	Administradora Médica Centromed S.A.	Ownership	85.000	UnitedHealth Group Incorporated	NO	
		00000	85-2316290				SCLHS-SCA Holdings, LLC	DE	NIA	SCA Lutheran Holdings, LLC	Ownership	51.000	UnitedHealth Group Incorporated	NO	
		00000	27-2635371				SCP Specialty Infusion, LLC	DE	NIA	Optum Infusion Services 500, Inc.	Ownership	100.000	UnitedHealth Group Incorporated	NO	
		00000	38-3857848				Scranton Quincy Home Care Services, LLC	DE	NIA	AF-CH-HH, LLC	Ownership	100.000	UnitedHealth Group Incorporated	NO	
		00000	22-3660141				Seashore Surgical Institute, L.L.C.	NJ	NIA	Virtua-SCA Holdings, LLC	Ownership	51.000	UnitedHealth Group Incorporated	NO	2
		00000	46-3238571				Seattle Psychology, P.L.L.C.	WA	NIA	Physician(s) Owned	Influence	0.000	UnitedHealth Group Incorporated	NO	1
		00000	88-2819593				Seattle Surgery Center LLC	WA	NIA	SCA-Seattle, LLC	Ownership	51.000	UnitedHealth Group Incorporated	NO	
		00000	86-0739432				Senior Benefits, L.L.C.	AZ	NIA	USHEALTH Advisors, LLC	Ownership	100.000	UnitedHealth Group Incorporated	NO	
		00000	88-1691956				Senior Care Network of Connecticut, LLC	DE	NIA	Optum Care Networks, Inc.	Ownership	51.000	UnitedHealth Group Incorporated	NO	
		00000	99-2070439				Sequoia Physician Holdings, P.C.	CA	NIA	MH Physician Three Holdco, a Medical Corporation	Ownership	100.000	UnitedHealth Group Incorporated	NO	1
		00000	45-3802527				Serenity Family and Psychological Counseling Center, P.C.	CA	NIA	Physician(s) Owned	Influence	0.000	UnitedHealth Group Incorporated	NO	1
		00000	27-1533951				Serquinox Holdings LLC	DE	NIA	Optum Infusion Services 500, Inc.	Ownership	100.000	UnitedHealth Group Incorporated	NO	
		00000					Servicios de Entrenamiento en Competencias Clínicas SpA	CHL	NIA	Sociedad de Inversiones Santa María SpA	Ownership	1.000	UnitedHealth Group Incorporated	NO	
		00000					Servicios de Entrenamiento en Competencias Clínicas SpA	CHL	NIA	Clínica Santa María S.p.A.	Ownership	99.000	UnitedHealth Group Incorporated	NO	
		00000					Servicios Integrados de Salud Ltda.	CHL	NIA	Clínica Santa María S.p.A.	Ownership	0.100	UnitedHealth Group Incorporated	NO	
		00000					Servicios Integrados de Salud Ltda.	CHL	NIA	Clínica Dávila y Servicios Médicos S.p.A.	Ownership	99.900	UnitedHealth Group Incorporated	NO	
		00000					Servicios Médicos Amed Quilpué S.A.	CHL	NIA	Laboratorios Médicos Amed Quilpué S.A.	Ownership	0.100	UnitedHealth Group Incorporated	NO	
		00000					Servicios Médicos Amed Quilpué S.A.	CHL	NIA	Centromed Quilpué S.A.	Ownership	99.900	UnitedHealth Group Incorporated	NO	
		00000					Servicios Médicos Bio Bio Ltda.	CHL	NIA	Saden S.A.	Ownership	1.000	UnitedHealth Group Incorporated	NO	
		00000					Servicios Médicos Bio Bio Ltda.	CHL	NIA	Clínica Bio Bio SpA	Ownership	99.000	UnitedHealth Group Incorporated	NO	
		00000					Servicios Médicos Ciudad del Mar Ltda.	CHL	NIA	Saden S.A.	Ownership	1.000	UnitedHealth Group Incorporated	NO	
		00000					Servicios Médicos Ciudad del Mar Ltda.	CHL	NIA	Clínica Ciudad del Mar S.A.	Ownership	99.000	UnitedHealth Group Incorporated	NO	
		00000					Servicios Médicos Santa María Ltda.	CHL	NIA	Sociedad de Inversiones Santa María SpA	Ownership	99.000	UnitedHealth Group Incorporated	NO	
		00000					Servicios Médicos Santa María Ltda.	CHL	NIA	Clínica Santa María S.p.A.	Ownership	1.000	UnitedHealth Group Incorporated	NO	
		00000					Servicios Médicos Vespucio Ltda.	CHL	NIA	Saden S.A.	Ownership	1.000	UnitedHealth Group Incorporated	NO	
		00000					Servicios Médicos Vespucio Ltda.	CHL	NIA	Clínica Vespucio S.A.	Ownership	99.000	UnitedHealth Group Incorporated	NO	
		00000	87-3142148				Shark Holdings, P.C.	CA	NIA	Physician(s) Owned	Influence	0.000	UnitedHealth Group Incorporated	NO	1
		00000	37-1745728				Sharon Home Care Services, LLC	DE	NIA	AFAM Holding Co, LLC	Ownership	100.000	UnitedHealth Group Incorporated	NO	
		00000	58-1978974				SHC Atlanta, LLC	DE	NIA	Surgical Health, LLC	Ownership	100.000	UnitedHealth Group Incorporated	NO	
		00000	58-2013443				SHC Austin, Inc.	GA	NIA	Surgical Health, LLC	Ownership	100.000	UnitedHealth Group Incorporated	NO	
		00000	58-2062812				SHC Hawthorn, Inc.	GA	NIA	Surgical Health, LLC	Ownership	100.000	UnitedHealth Group Incorporated	NO	
		00000	58-2101924				SHC Melbourne, Inc.	GA	NIA	Surgical Health, LLC	Ownership	100.000	UnitedHealth Group Incorporated	NO	
		00000	26-3388550				Shelbyville Home Care Services, LLC	DE	NIA	AF-CH-HH, LLC	Ownership	100.000	UnitedHealth Group Incorporated	NO	
		00000	47-5082677				Sherman Counseling Management, S.C.	WI	NIA	Physician(s) Owned	Influence	0.000	UnitedHealth Group Incorporated	NO	1
		00000	82-3922528				Sierra Dental Plan, Inc.	CA	NIA	MCNA Health Care Holdings, LLC	Ownership	100.000	UnitedHealth Group Incorporated	NO	
		00000					Sierra Health and Life Insurance Company, Inc.	NV	IA	Sierra Health Services, Inc.	Ownership	100.000	UnitedHealth Group Incorporated	NO	
		00000	88-0200415				Sierra Health Services, Inc.	NV	NIA	UnitedHealthcare, Inc.	Ownership	100.000	UnitedHealth Group Incorporated	NO	
		00000	88-0254322				Sierra Health-Care Options, Inc.	NV	NIA	Sierra Health Services, Inc.	Ownership	100.000	UnitedHealth Group Incorporated	NO	
		00000	88-0385705				Sierra Home Medical Products, Inc.	NV	NIA	Sierra Health Services, Inc.	Ownership	100.000	UnitedHealth Group Incorporated	NO	
		00000	88-0264562				Sierra Nevada Administrators, Inc.	NV	NIA	Sierra Health Services, Inc.	Ownership	100.000	UnitedHealth Group Incorporated	NO	
		00000	81-3200297				Silicon Valley TMS of Monterey Bay, GP	CA	NIA	Saad A. Shakir, M.D., Inc.	Ownership	100.000	UnitedHealth Group Incorporated	NO	1
		00000					Sistema de Administración Hospitalaria S.A.C.	PER	NIA	Pacífico S.A. Entidad Prestadora de Salud	Ownership	99.870	UnitedHealth Group Incorporated	NO	

16.55

STATEMENT AS OF JUNE 30, 2024 OF THE UnitedHealthcare of Wisconsin, Inc.

**SCHEDULE Y**  
**PART 1A - DETAIL OF INSURANCE HOLDING COMPANY SYSTEM**

1	2	3	4	5	6	7	8	9	10	11	12	13	14	15	16
Group Code	Group Name	NAIC Company Code	ID Number	Federal RSSD	CIK	Name of Securities Exchange if Publicly Traded (U.S. or International)	Names of Parent, Subsidiaries Or Affiliates	Domi-ciliary Location	Relation-ship to Reporting Entity	Directly Controlled by (Name of Entity/Person)	Type of Control (Ownership, Board, Management, Attorney-in-Fact, Influence, Other)	If Control is Ownership Provide Percentage	Ultimate Controlling Entity(ies)/Person(s)	Is an SCA Filing Re-quired? (Yes/No)	*
		00000	82-1485491				SJ East Campus ASC, LLC	CO	NIA	SCLS-SCA Holdings, LLC	Ownership	73.000	UnitedHealth Group Incorporated	NO	
		00000	26-2817959				SJ Home Care, LLC	DE	NIA	AF-GH-HH, LLC	Ownership	100.000	UnitedHealth Group Incorporated	NO	
		00000	20-1004228				Small Business Insurance Advisors, Inc.	TX	NIA	USHEALTH Group, Inc.	Ownership	100.000	UnitedHealth Group Incorporated	NO	
		00000	98-1453235				Sociedad de Inversiones Santa María SpA	CHL	NIA	Clínica Santa María S.p.A.	Ownership	99.743	UnitedHealth Group Incorporated	NO	
		00000	98-1453235				Sociedad de Inversiones Santa María SpA	CHL	NIA	Clínica Dávila y Servicios Médicos S.p.A.	Ownership	0.257	UnitedHealth Group Incorporated	NO	
		00000	88-2931584				Solaris JV Holdings, Inc.	DE	NIA	Optum, Inc.	Ownership	100.000	UnitedHealth Group Incorporated	NO	
		00000	46-0729622				Solstice Administration Services, Inc.	FL	NIA	Solstice Benefits, Inc.	Ownership	100.000	UnitedHealth Group Incorporated	NO	
		00000	30-0760846				Solstice Administrators of Alabama, Inc.	AL	NIA	Solstice Administration Services, Inc.	Ownership	100.000	UnitedHealth Group Incorporated	NO	
		00000	32-0392448				Solstice Administrators of Missouri, Inc.	MO	NIA	Solstice Administration Services, Inc.	Ownership	100.000	UnitedHealth Group Incorporated	NO	
		00000	30-0756426				Solstice Administrators of North Carolina, Inc.	NC	NIA	Solstice Administration Services, Inc.	Ownership	100.000	UnitedHealth Group Incorporated	NO	
		00000	26-4839323				Solstice Administrators, Inc.	CA	NIA	Solstice Administration Services, Inc.	Ownership	100.000	UnitedHealth Group Incorporated	NO	
		00000	20-4815388				Solstice Benefit Services, Inc.	FL	NIA	Specialty Benefits, LLC	Ownership	100.000	UnitedHealth Group Incorporated	NO	
.0707	UnitedHealth Group Incorporated	12341	14-1917982				Solstice Benefits, Inc.	FL	IA	Specialty Benefits, LLC	Ownership	100.000	UnitedHealth Group Incorporated	NO	
.0707	UnitedHealth Group Incorporated	13971	27-1395245				Solstice Health Insurance Company	NY	IA	Specialty Benefits, LLC	Ownership	100.000	UnitedHealth Group Incorporated	NO	
.0707	UnitedHealth Group Incorporated	16610	30-1200533				Solstice Healthplans of Arizona, Inc.	AZ	IA	Solstice Administration Services, Inc.	Ownership	100.000	UnitedHealth Group Incorporated	NO	
.0707	UnitedHealth Group Incorporated	17141	35-2709791				Solstice Healthplans of Colorado, Inc.	CO	IA	Solstice Administration Services, Inc.	Ownership	100.000	UnitedHealth Group Incorporated	NO	
.0707	UnitedHealth Group Incorporated	16878	30-1190514				Solstice Healthplans of Ohio, Inc.	OH	IA	Solstice Administration Services, Inc.	Ownership	100.000	UnitedHealth Group Incorporated	NO	
.0707	UnitedHealth Group Incorporated	16892	36-4935990				Solstice Healthplans of Texas, Inc.	TX	IA	Solstice Administration Services, Inc.	Ownership	100.000	UnitedHealth Group Incorporated	NO	
		00000	46-3786700				Solstice Healthplans, Inc.	FL	IA	Solstice Benefits, Inc.	Ownership	100.000	UnitedHealth Group Incorporated	NO	
.0707	UnitedHealth Group Incorporated	16790	26-2699505				Solstice of Illinois, Inc.	IL	IA	Solstice Administration Services, Inc.	Ownership	100.000	UnitedHealth Group Incorporated	NO	
		00000	32-0545152				Solstice of Minnesota, Inc.	MN	NIA	Solstice Administration Services, Inc.	Ownership	100.000	UnitedHealth Group Incorporated	NO	
		00000	26-1891960				Solstice of New York, Inc.	NY	NIA	Solstice Administration Services, Inc.	Ownership	100.000	UnitedHealth Group Incorporated	NO	
		00000					Soluciones en Salud SpA	CHL	NIA	Cobranzas Barmédica SpA	Ownership	100.000	UnitedHealth Group Incorporated	NO	
		00000	41-1593424				Solutran, LLC	DE	NIA	Optum Financial, Inc.	Ownership	100.000	UnitedHealth Group Incorporated	NO	
		00000	20-8433398				Somerset Outpatient Surgery, L.L.C.	NJ	NIA	SCA-Somerset, LLC	Ownership	57.636	UnitedHealth Group Incorporated	NO	
		00000	93-2806600				SOSCCA Holdings, LLC	DE	NIA	SCA-Boynton Beach, LLC	Ownership	78.431	UnitedHealth Group Incorporated	NO	
		00000	75-2723958				South Arlington Surgical Providers, LLC	TX	NIA	Surgical Care Affiliates, LLC	Influence	0.000	UnitedHealth Group Incorporated	NO	
		00000	11-3685842				South Broward Endoscopy, L.L.C.	FL	NIA	SBE Holdings, LLC	Ownership	64.185	UnitedHealth Group Incorporated	NO	2
		00000	20-3841393				South Carolina Health Care Group, LLC	SC	NIA	LHC Group, Inc.	Ownership	100.000	UnitedHealth Group Incorporated	NO	
		00000	32-0552614				South Carolina In-Home Healthcare Partnership-I, LLC	SC	NIA	South Carolina Health Care Group, LLC	Ownership	100.000	UnitedHealth Group Incorporated	NO	
		00000	84-2265813				South Carolina In-Home Healthcare Partnership-II, LLC	SC	NIA	South Carolina Health Care Group, LLC	Ownership	100.000	UnitedHealth Group Incorporated	NO	
		00000	84-2265894				South Carolina In-Home Healthcare Partnership-III, LLC	SC	NIA	South Carolina Health Care Group, LLC	Ownership	100.000	UnitedHealth Group Incorporated	NO	
		00000	82-4146393				South Carolina In-Home Partner-I, LLC	SC	NIA	South Carolina In-Home Healthcare Partnership-I, LLC	Ownership	100.000	UnitedHealth Group Incorporated	NO	
		00000					South Carolina In-Home Partner-II, LLC	SC	NIA	South Carolina In-Home Healthcare Partnership-II, LLC	Ownership	100.000	UnitedHealth Group Incorporated	NO	
		00000					South Carolina In-Home Partner-III, LLC	SC	NIA	South Carolina In-Home Healthcare Partnership-III, LLC	Ownership	100.000	UnitedHealth Group Incorporated	NO	
		00000	64-0736426				South Mississippi Home Health, Inc.	MS	NIA	Mississippi Health Care Group, LLC	Ownership	100.000	UnitedHealth Group Incorporated	NO	
		00000	64-0736425				South Mississippi Home Health, Inc. - Region I	MS	NIA	South Mississippi Home Health, Inc.	Ownership	100.000	UnitedHealth Group Incorporated	NO	
		00000	64-0736424				South Mississippi Home Health, Inc. - Region II	MS	NIA	South Mississippi Home Health, Inc.	Ownership	100.000	UnitedHealth Group Incorporated	NO	
		00000	64-0935599				South Mississippi Home Health, Inc. - Region III	MS	NIA	South Mississippi Home Health, Inc.	Ownership	100.000	UnitedHealth Group Incorporated	NO	
		00000	26-3696767				Southeast Alabama HomeCare, LLC	AL	NIA	Alabama Health Care Group, LLC	Ownership	67.000	UnitedHealth Group Incorporated	NO	



STATEMENT AS OF JUNE 30, 2024 OF THE UnitedHealthcare of Wisconsin, Inc.

**SCHEDULE Y**  
**PART 1A - DETAIL OF INSURANCE HOLDING COMPANY SYSTEM**

1	2	3	4	5	6	7	8	9	10	11	12	13	14	15	16
Group Code	Group Name	NAIC Company Code	ID Number	Federal RSSD	CIK	Name of Securities Exchange if Publicly Traded (U.S. or International)	Names of Parent, Subsidiaries Or Affiliates	Domi-ciliary Location	Relation-ship to Reporting Entity	Directly Controlled by (Name of Entity/Person)	Type of Control (Ownership, Board, Management, Attorney-in-Fact, Influence, Other)	If Control is Ownership Provide Percentage	Ultimate Controlling Entity(ies)/Person(s)	Is an SCA Filing Re-quired? (Yes/No)	*
		00000	26-4020490				Southeast Louisiana HomeCare, L.L.C.	LA	NIA	Louisiana Health Care Group, L.L.C.	Ownership	75.000	UnitedHealth Group Incorporated	NO	
		00000	93-1218913				Southern California Physicians Managed Care Services, LLC	CA	NIA	Collaborative Care Holdings, LLC	Ownership	100.000	UnitedHealth Group Incorporated	NO	
		00000	88-0998884				Southern Georgia Partnership, LLC	GA	NIA	Georgia Health Care Group, L.L.C.	Ownership	75.000	UnitedHealth Group Incorporated	NO	
		00000	26-0274543				Southwest Arkansas HomeCare, LLC	AR	NIA	Arkansas Health Care Group, LLC	Ownership	67.000	UnitedHealth Group Incorporated	NO	
		00000	86-0516447				Southwest Internal Medicine Group, Roberto Ruiz, M.D., PLLC	AZ	NIA	Physician United PLLC	Ownership	100.000	UnitedHealth Group Incorporated	NO	1
		00000	88-0201420				Southwest Medical Associates, Inc.	NV	NIA	Sierra Health Services, Inc.	Ownership	100.000	UnitedHealth Group Incorporated	NO	
		00000	38-2609888				Southwest Michigan Health Network Inc.	MI	NIA	UnitedHealthcare, Inc.	Ownership	100.000	UnitedHealth Group Incorporated	NO	
		00000	26-1496237				Southwest Missouri HomeCare, LLC	MO	NIA	Missouri Health Care Group, LLC	Ownership	100.000	UnitedHealth Group Incorporated	NO	
		00000	61-1846018				Southwest Post-Acute Care Partnership, LLC	TX	NIA	LHCG Partner II, LLC	Ownership	60.000	UnitedHealth Group Incorporated	NO	
		00000	36-4369359				Southwest Surgery Center, LLC	IL	NIA	SCA-Mokena, LLC	Ownership	52.998	UnitedHealth Group Incorporated	NO	
		00000	36-4369359				Southwest Surgery Center, LLC	IL	NIA	SC Affiliates, LLC	Ownership	5.330	UnitedHealth Group Incorporated	NO	
		00000	41-2013700				Southwest Surgical Center, LLC	IN	NIA	WestHealth JV Holdings, LLC	Ownership	51.000	UnitedHealth Group Incorporated	NO	
		00000	75-2516426				Space Coast Surgical Center, Ltd.	FL	NIA	SCA-Mokena, LLC	Ownership	3.263	UnitedHealth Group Incorporated	NO	
		00000	75-2516426				Space Coast Surgical Center, Ltd.	FL	NIA	SCA Rockledge JV, LLC	Ownership	52.191	UnitedHealth Group Incorporated	NO	
		00000	57-0953005				Spartanburg Surgery Center, LLC	SC	NIA	SCA-Spartanburg Holdings, LLC	Ownership	54.000	UnitedHealth Group Incorporated	NO	
		00000	55-0790742				Specialists in Urology Surgery Center, LLC	FL	NIA	SCA Specialists of Florida, LLC	Ownership	100.000	UnitedHealth Group Incorporated	NO	
		00000	82-4054995				Specialized Outpatient Surgery Center for Children and Adults, LLC	FL	NIA	SOSCCA Holdings, LLC	Ownership	51.000	UnitedHealth Group Incorporated	NO	
		00000	25-1868213				Specialized Pharmaceuticals, Inc.	PA	NIA	QoL Acquisition Holdings Corp.	Ownership	100.000	UnitedHealth Group Incorporated	NO	
		00000	41-1921983				Specialty Benefits, LLC	DE	NIA	United HealthCare Services, Inc.	Ownership	100.000	UnitedHealth Group Incorporated	NO	
		00000	20-1494993				Specialty Billing Solutions, LLC	CO	NIA	Pinnacle III, LLC	Ownership	100.000	UnitedHealth Group Incorporated	NO	
		00000	81-4538270				Specialty Pharmacy Blocker, LLC	DE	NIA	PPS Holdings, Inc.	Ownership	100.000	UnitedHealth Group Incorporated	NO	
		00000	20-3412545				Specialty Surgical Center, LLC	NJ	NIA	SCA-Sparta, LLC	Ownership	51.090	UnitedHealth Group Incorporated	NO	
		00000	71-0886811				Spectera of New York, IPA, Inc.	NY	NIA	Spectera, Inc.	Ownership	100.000	UnitedHealth Group Incorporated	NO	
		00000	52-1260282				Spectera, Inc.	MD	NIA	Specialty Benefits, LLC	Ownership	100.000	UnitedHealth Group Incorporated	NO	
		00000	27-3788721				Spokane Home Care Services, LLC	DE	NIA	AFAM Holding Co, LLC	Ownership	100.000	UnitedHealth Group Incorporated	NO	
		00000	82-3087236				Spring Behavioral Health of New Jersey, LLC	NJ	NIA	Physician(s) Owned	Influence	0.000	UnitedHealth Group Incorporated	NO	1
		00000	26-3389049				Springdale Home Care Services, LLC	DE	NIA	AF-CH-HH, LLC	Ownership	100.000	UnitedHealth Group Incorporated	NO	
		00000	23-2833266				Springfield Psychological, P.C.	PA	NIA	Physician(s) Owned	Influence	0.000	UnitedHealth Group Incorporated	NO	1
		00000	62-1770924				SRPS, LLC	DE	NIA	PMI Acquisition, LLC	Ownership	100.000	UnitedHealth Group Incorporated	NO	
		00000	88-1908543				St. Cloud MSO, LLC	DE	NIA	SCA-St. Cloud Holdings, LLC	Ownership	100.000	UnitedHealth Group Incorporated	NO	
		00000	75-2201400				St. Cloud Outpatient Surgery, Ltd., a Minnesota Limited Partnership	MN	NIA	St. Cloud Surgical Center, LLC	Ownership	16.992	UnitedHealth Group Incorporated	NO	2
		00000	41-1348916				St. Cloud Surgical Center, LLC	DE	NIA	Surgery Center Holding, LLC	Ownership	100.000	UnitedHealth Group Incorporated	NO	
		00000	71-0918190				St. James HomeCare, L.L.C.	LA	NIA	Louisiana Health Care Group, L.L.C.	Ownership	100.000	UnitedHealth Group Incorporated	NO	
		00000	47-4955642				St. Landry Family Healthcare, LLC	LA	NIA	Louisiana Health Care Group, L.L.C.	Ownership	100.000	UnitedHealth Group Incorporated	NO	
		00000	61-1754451				St. Louis Specialty Surgical Center, LLC	MO	NIA	SCA-St. Louis Holdings, LLC	Ownership	58.903	UnitedHealth Group Incorporated	NO	
		00000	26-0730248				St. Mary's Medical Center Home Health Services, LLC	WV	NIA	West Virginia Health Care Group, LLC	Ownership	67.000	UnitedHealth Group Incorporated	NO	
		00000	95-4729595				St. Vincent IPA Medical, L.P.	CA	NIA	MH Physician Three Holdco, a Medical Corporation	Ownership	99.999	UnitedHealth Group Incorporated	NO	1
		00000	85-2023852				Stonegate JV Partners, LLC	TX	NIA	SCA Stonegate Holdings, LLC	Ownership	39.216	UnitedHealth Group Incorporated	NO	2
		00000	20-1211544				Stonegate Surgery Center, L.P.	TX	NIA	Stonegate JV Partners, LLC	Ownership	58.170	UnitedHealth Group Incorporated	NO	
		00000	20-1211544				Stonegate Surgery Center, L.P.	TX	NIA	SCA Stonegate Holdings, LLC	Ownership	1.825	UnitedHealth Group Incorporated	NO	
		00000	47-4990107				Summer Street ASC, LLC	CT	NIA	SCA Specialty Holdings of Connecticut, LLC	Ownership	51.000	UnitedHealth Group Incorporated	NO	2
		00000	47-4990107				Summer Street ASC, LLC	CT	NIA	SC Affiliates, LLC	Ownership	5.558	UnitedHealth Group Incorporated	NO	2

STATEMENT AS OF JUNE 30, 2024 OF THE UnitedHealthcare of Wisconsin, Inc.

**SCHEDULE Y**  
**PART 1A - DETAIL OF INSURANCE HOLDING COMPANY SYSTEM**

1	2	3	4	5	6	7	8	9	10	11	12	13	14	15	16
Group Code	Group Name	NAIC Company Code	ID Number	Federal RSSD	CIK	Name of Securities Exchange if Publicly Traded (U.S. or International)	Names of Parent, Subsidiaries Or Affiliates	Domiciliary Location	Relationship to Reporting Entity	Directly Controlled by (Name of Entity/Person)	Type of Control (Ownership, Board, Management, Attorney-in-Fact, Influence, Other)	If Control is Ownership Provide Percentage	Ultimate Controlling Entity(ies)/Person(s)	Is an SCA Filing Required? (Yes/No)	*
		00000	88-4233584				Summit Cardiovascular Group, LLC	DE	NIA	OptumCare Specialty Practices Investments, LLC	Ownership	100.000	UnitedHealth Group Incorporated	NO	
		00000					Suncoast Healthcare Partnership, LLC	FL	NIA	LHC Health Care Group of Florida, LLC	Ownership	60.000	UnitedHealth Group Incorporated	NO	
		00000					Suncoast Partner-1, LLC	FL	NIA	Suncoast Healthcare Partnership, LLC	Ownership	100.000	UnitedHealth Group Incorporated	NO	
		00000					Suncoast Partner-II, LLC	FL	NIA	Suncoast Healthcare Partnership, LLC	Ownership	100.000	UnitedHealth Group Incorporated	NO	
		00000					Suncoast Partner-III, LLC	FL	NIA	Suncoast Healthcare Partnership, LLC	Ownership	100.000	UnitedHealth Group Incorporated	NO	
		00000					Suncoast Partnership-I, LLC	FL	NIA	Suncoast Healthcare Partnership, LLC	Ownership	100.000	UnitedHealth Group Incorporated	NO	
		00000					Suncoast Partnership-II, LLC	FL	NIA	Suncoast Healthcare Partnership, LLC	Ownership	100.000	UnitedHealth Group Incorporated	NO	
		00000					Suncoast Partnership-III, LLC	FL	NIA	Suncoast Healthcare Partnership, LLC	Ownership	100.000	UnitedHealth Group Incorporated	NO	
		00000	26-3549012				SunCrest Companion Services, LLC	TN	NIA	SunCrest Healthcare, Inc.	Ownership	100.000	UnitedHealth Group Incorporated	NO	
		00000	26-3548962				SunCrest Healthcare of East Tennessee, LLC	TN	NIA	SunCrest Healthcare, Inc.	Ownership	100.000	UnitedHealth Group Incorporated	NO	
		00000	71-1017674				SunCrest Healthcare of Middle TN, LLC	TN	NIA	SunCrest Healthcare, Inc.	Ownership	100.000	UnitedHealth Group Incorporated	NO	
		00000	37-1550880				SunCrest Healthcare of West Tennessee, LLC	TN	NIA	SunCrest Healthcare, Inc.	Ownership	100.000	UnitedHealth Group Incorporated	NO	
		00000	20-3701127				SunCrest Healthcare, Inc.	GA	NIA	OMNI Home Health Holdings, Inc.	Ownership	100.000	UnitedHealth Group Incorporated	NO	
		00000	27-0678962				SunCrest Home Health of AL, Inc.	AL	NIA	SunCrest Healthcare, Inc.	Ownership	100.000	UnitedHealth Group Incorporated	NO	
		00000					SunCrest Home Health of Claiborne County, Inc.	TN	NIA	SunCrest Healthcare, Inc.	Ownership	100.000	UnitedHealth Group Incorporated	NO	
		00000	45-1448026				SunCrest Home Health of Georgia, Inc.	GA	NIA	SunCrest Healthcare, Inc.	Ownership	100.000	UnitedHealth Group Incorporated	NO	
		00000	27-3742641				SunCrest Home Health of Manchester, Inc.	TN	NIA	SunCrest Healthcare, Inc.	Ownership	100.000	UnitedHealth Group Incorporated	NO	
		00000	27-0678903				SunCrest Home Health of MO, Inc.	MO	NIA	SunCrest Healthcare, Inc.	Ownership	100.000	UnitedHealth Group Incorporated	NO	
		00000	27-2258905				SunCrest Home Health of Nashville, Inc.	TN	NIA	SunCrest Healthcare, Inc.	Ownership	100.000	UnitedHealth Group Incorporated	NO	
		00000	27-0678757				SunCrest Home Health of South GA, Inc.	GA	NIA	SunCrest Healthcare, Inc.	Ownership	100.000	UnitedHealth Group Incorporated	NO	
		00000	27-3742788				SunCrest Home Health of Tampa, LLC	FL	NIA	SunCrest Healthcare, Inc.	Ownership	100.000	UnitedHealth Group Incorporated	NO	
		00000	27-3742739				SunCrest LBL Holdings, Inc.	TN	NIA	SunCrest Healthcare, Inc.	Ownership	100.000	UnitedHealth Group Incorporated	NO	
		00000					SunCrest Outpatient Rehab Services of TN, LLC	TN	NIA	SunCrest Healthcare, Inc.	Ownership	100.000	UnitedHealth Group Incorporated	NO	
		00000	27-0311512				SunCrest Outpatient Rehab Services, LLC	TN	NIA	SunCrest Healthcare, Inc.	Ownership	100.000	UnitedHealth Group Incorporated	NO	
		00000	26-1910553				SunCrest Telehealth Services, Inc.	TN	NIA	SunCrest Healthcare, Inc.	Ownership	100.000	UnitedHealth Group Incorporated	NO	
		00000	27-4199760				Sundance Behavioral Resources, LLC	UT	NIA	Refresh Mental Health, Inc.	Ownership	100.000	UnitedHealth Group Incorporated	NO	
		00000	87-0625250				SunSurgery, LLC	DE	NIA	Surgical Care Affiliates, LLC	Ownership	100.000	UnitedHealth Group Incorporated	NO	
		00000	06-1082848				Surgery Center at Cherry Creek, LLC	CO	NIA	SCA-Denver Physicians Holdings, LLC	Ownership	100.000	UnitedHealth Group Incorporated	NO	
		00000	85-4085559				Surgery Center at Grove Creek, LLC	UT	NIA	SCA Grove Creek Holdings, LLC	Ownership	54.000	UnitedHealth Group Incorporated	NO	
		00000	82-5207693				Surgery Center at Kissing Camels, LLC	CO	NIA	SCA-Kissing Camels Holdings, LLC	Ownership	78.522	UnitedHealth Group Incorporated	NO	
		00000	85-4070407				Surgery Center at South Ogden, LLC	UT	NIA	SCA South Ogden Holdings, LLC	Ownership	59.993	UnitedHealth Group Incorporated	NO	
		00000	81-3129674				Surgery Center at St. Vincent, LLC	OR	NIA	Providence & SCA On-Campus Holdings, LLC	Ownership	52.577	UnitedHealth Group Incorporated	NO	2
		00000	62-1739361				Surgery Center Holding, LLC	DE	NIA	Surgical Care Affiliates, LLC	Ownership	100.000	UnitedHealth Group Incorporated	NO	
		00000	62-1509341				Surgery Center of Boca Raton, Inc.	FL	NIA	Surgical Health, LLC	Ownership	100.000	UnitedHealth Group Incorporated	NO	
		00000	63-1214140				Surgery Center of Colorado Springs, LLC	DE	NIA	SC Affiliates, LLC	Ownership	100.000	UnitedHealth Group Incorporated	NO	
		00000	42-1166764				Surgery Center of Des Moines, LLC	DE	NIA	Surgery Center Holding, LLC	Ownership	100.000	UnitedHealth Group Incorporated	NO	
		00000	72-1349752				Surgery Center of Easton, LLC	DE	NIA	SC Affiliates, LLC	Ownership	100.000	UnitedHealth Group Incorporated	NO	
		00000	63-1212213				Surgery Center of Ellicott City, Inc.	DE	NIA	SC Affiliates, LLC	Ownership	100.000	UnitedHealth Group Incorporated	NO	
		00000	20-1733152				Surgery Center of Fairfield County, LLC	DE	NIA	SunSurgery, LLC	Ownership	10.602	UnitedHealth Group Incorporated	NO	2
		00000	20-1733152				Surgery Center of Fairfield County, LLC	DE	NIA	SCA-Connecticut Partners, LLC	Ownership	52.979	UnitedHealth Group Incorporated	NO	2
		00000	92-3634096				Surgery Center of Highlands Ranch, LLC	CO	NIA	UHealth HPH-SCA Holdings, LLC	Ownership	80.000	UnitedHealth Group Incorporated	NO	
		00000	62-1179539				Surgery Center of Lexington, LLC	DE	NIA	SC Affiliates, LLC	Ownership	49.000	UnitedHealth Group Incorporated	NO	2
		00000	92-3945813				Surgery Center of Longs Peak, LLC	CO	NIA	SC Affiliates, LLC	Ownership	100.000	UnitedHealth Group Incorporated	NO	
		00000	62-1179537				Surgery Center of Louisville, LLC	DE	NIA	SC Affiliates, LLC	Ownership	100.000	UnitedHealth Group Incorporated	NO	
		00000	63-1231944				Surgery Center of Maui, LLC	DE	NIA	SC Affiliates, LLC	Ownership	100.000	UnitedHealth Group Incorporated	NO	
		00000	83-2600045				Surgery Center of Mt. Scott, LLC	OR	NIA	Providence & SCA Off-Campus Holdings, LLC	Ownership	51.000	UnitedHealth Group Incorporated	NO	2

16.58

STATEMENT AS OF JUNE 30, 2024 OF THE UnitedHealthcare of Wisconsin, Inc.

**SCHEDULE Y**  
**PART 1A - DETAIL OF INSURANCE HOLDING COMPANY SYSTEM**

1	2	3	4	5	6	7	8	9	10	11	12	13	14	15	16
Group Code	Group Name	NAIC Company Code	ID Number	Federal RSSD	CIK	Name of Securities Exchange if Publicly Traded (U.S. or International)	Names of Parent, Subsidiaries Or Affiliates	Domiciliary Location	Relationship to Reporting Entity	Directly Controlled by (Name of Entity/Person)	Type of Control (Ownership, Board, Management, Attorney-in-Fact, Influence, Other)	If Control is Ownership Provide Percentage	Ultimate Controlling Entity(ies)/Person(s)	Is an SCA Filing Required? (Yes/No)	*
		00000	68-0561185				Surgery Center of Pinehurst, L.L.C.	NC	NIA	SCA Pinehurst Holdings, LLC	Ownership	10.000	UnitedHealth Group Incorporated	NO	2
		00000	63-1212214				Surgery Center of Southern Pines, LLC	DE	NIA	Surgery Center Holding, LLC	Ownership	100.000	UnitedHealth Group Incorporated	NO	
		00000	82-3448050				Surgery Center of The Woodlands, LLC	TX	NIA	SCA-Woodlands Holdings, LLC	Ownership	54.790	UnitedHealth Group Incorporated	NO	
		00000	36-3562598				Surgery Centers of Des Moines, Ltd., an Iowa Limited Partnership	IA	NIA	Surgery Center of Des Moines, LLC	Ownership	57.300	UnitedHealth Group Incorporated	NO	
		00000	68-0282268				Surgery Centers-West Holdings, LLC	DE	NIA	Surgical Care Affiliates, LLC	Ownership	100.000	UnitedHealth Group Incorporated	NO	
		00000	20-8922307				Surgical Care Affiliates, LLC	DE	NIA	SCA1 Holdings, LLC	Ownership	100.000	UnitedHealth Group Incorporated	NO	
		00000	46-2971080				Surgical Care Partners of Melbourne, LLC	DE	NIA	SHC Melbourne, Inc.	Ownership	53.164	UnitedHealth Group Incorporated	NO	
		00000	75-1925497				Surgical Caregivers of Fort Worth, LLC	TX	NIA	Surgical Care Affiliates, LLC	Influence	0.000	UnitedHealth Group Incorporated	NO	
		00000	63-1251243				Surgical Center of Greensboro, LLC	NC	NIA	NSC Greensboro, LLC	Ownership	35.716	UnitedHealth Group Incorporated	NO	2
		00000	22-2709324				Surgical Center of South Jersey, Limited Partnership	NJ	NIA	SCA-South Jersey, LLC	Ownership	69.017	UnitedHealth Group Incorporated	NO	2
		00000	22-2709324				Surgical Center of South Jersey, Limited Partnership	NJ	NIA	SC Affiliates, LLC	Ownership	2.308	UnitedHealth Group Incorporated	NO	2
		00000	63-1138507				Surgical Center of Tuscaloosa Holdings, LLC	AL	NIA	Surgical Care Affiliates, LLC Treasure Valley Hospital Limited Partnership	Ownership	100.000	UnitedHealth Group Incorporated	NO	
		00000	88-2585662				Surgical Center of TVH, LLC	ID	NIA	Reliant Medical Group, Inc.	Ownership	100.000	UnitedHealth Group Incorporated	NO	1
		00000	65-1321064				Surgical Eye Experts, LLC	MA	NIA	Surgical Care Affiliates, LLC	Ownership	100.000	UnitedHealth Group Incorporated	NO	
		00000	58-1941168				Surgical Health, LLC	DE	NIA	SC Affiliates, LLC	Ownership	100.000	UnitedHealth Group Incorporated	NO	
		00000	84-4983977				Surgical Management Solutions, LLC	DE	NIA	Virtua-SCA Holdings, LLC	Ownership	55.000	UnitedHealth Group Incorporated	NO	2
		00000	22-2529259				Surgicare of Central Jersey, LLC	NJ	NIA	Surgery Center Holding, LLC	Ownership	100.000	UnitedHealth Group Incorporated	NO	
		00000	64-0629000				Surgicare of Jackson, LLC	DE	NIA	Surgicare of Jackson, Ltd., a Mississippi Limited Partnership	Ownership	33.500	UnitedHealth Group Incorporated	NO	2
		00000	75-2162993				Surgicare of Joliet, Inc.	IL	NIA	Surgery Center Holding, LLC	Ownership	100.000	UnitedHealth Group Incorporated	NO	
		00000	75-2287141				Surgicare of La Veta, Inc.	CA	NIA	Surgery Centers-West Holdings, LLC	Ownership	100.000	UnitedHealth Group Incorporated	NO	
		00000	75-2501191				Surgicare of La Veta, Ltd., a California Limited Partnership	CA	NIA	Monarch HealthCare, A Medical Group, Inc.	Ownership	5.999	UnitedHealth Group Incorporated	NO	2
		00000	75-2507129				Surgicare of La Veta, Ltd., a California Limited Partnership	CA	NIA	Beach Surgical Holdings III, LLC	Ownership	31.746	UnitedHealth Group Incorporated	NO	2
		00000	41-1437636				Surgicare of Minneapolis, LLC	DE	NIA	Surgery Center Holding, LLC	Ownership	100.000	UnitedHealth Group Incorporated	NO	
		00000	41-1624905				Surgicare of Minneapolis, Ltd., a Minnesota Limited Partnership	MN	NIA	Surgicare of Minneapolis, LLC	Ownership	20.654	UnitedHealth Group Incorporated	NO	2
		00000	75-2459713				Surgicare of Mobile, LLC	DE	NIA	Surgery Center Holding, LLC	Ownership	100.000	UnitedHealth Group Incorporated	NO	
		00000	75-2459715				Surgicare of Mobile, Ltd.	AL	NIA	Surgicare of Mobile, LLC	Ownership	20.000	UnitedHealth Group Incorporated	NO	2
		00000	75-2448926				Surgicare of Oceanside, Inc.	CA	NIA	Surgery Center Holding, LLC	Ownership	100.000	UnitedHealth Group Incorporated	NO	
		00000	75-2184730				Surgicare of Owensboro, LLC	DE	NIA	Surgery Center Holding, LLC	Ownership	100.000	UnitedHealth Group Incorporated	NO	
		00000	75-2200171				Surgicare of Salem, LLC	DE	NIA	Surgery Center Holding, LLC	Ownership	100.000	UnitedHealth Group Incorporated	NO	
		00000	35-1975122				Surgicare, LLC	IN	NIA	SCA-Surgicare, LLC	Ownership	53.684	UnitedHealth Group Incorporated	NO	
		00000	95-3329855				Surgicenters of Southern California, Inc.	CA	NIA	Surgery Center Holding, LLC	Ownership	100.000	UnitedHealth Group Incorporated	NO	
		00000	86-1047772				Surprise Health Center, PLLC	AZ	NIA	Physician United PLLC	Ownership	100.000	UnitedHealth Group Incorporated	NO	1
		00000	20-5176158				Susan Albright P.L.C.	AZ	NIA	Physician United PLLC	Ownership	100.000	UnitedHealth Group Incorporated	NO	1
		00000	92-0746093				SVHS-SCA Emerald Coast JV, LLC	FL	NIA	SCA-Fort Walton, Inc.	Ownership	49.000	UnitedHealth Group Incorporated	NO	2
		00000	85-0571986				SVHS-SCA Florida JV, LLC	DE	NIA	SCA-Sacred Heart Holdings, LLC	Ownership	49.000	UnitedHealth Group Incorporated	NO	2
		00000	82-3283507				SNF Home Care Services, LLC	FL	NIA	AF-CH-HH, LLC HealthCare Partners Affiliates Medical Group	Ownership	100.000	UnitedHealth Group Incorporated	NO	
		00000	93-1172065				Talbert Medical Group, P.C.	CA	NIA	Clínica Santa María S.p.A.	Ownership	50.000	UnitedHealth Group Incorporated	NO	1
		00000					Tecnología de Información en Salud S.A.	CHL	NIA	Clínica Dávila y Servicios Médicos S.p.A.	Ownership	50.000	UnitedHealth Group Incorporated	NO	
		00000					Tennessee Health Care Group, LLC	TN	NIA	LHC Group, Inc.	Ownership	100.000	UnitedHealth Group Incorporated	NO	

16.59

STATEMENT AS OF JUNE 30, 2024 OF THE UnitedHealthcare of Wisconsin, Inc.

**SCHEDULE Y**  
**PART 1A - DETAIL OF INSURANCE HOLDING COMPANY SYSTEM**

1	2	3	4	5	6	7	8	9	10	11	12	13	14	15	16
Group Code	Group Name	NAIC Company Code	ID Number	Federal RSSD	CIK	Name of Securities Exchange if Publicly Traded (U.S. or International)	Names of Parent, Subsidiaries Or Affiliates	Domiciliary Location	Relationship to Reporting Entity	Directly Controlled by (Name of Entity/Person)	Type of Control (Ownership, Board, Management, Attorney-in-Fact, Influence, Other)	If Control is Ownership Provide Percentage	Ultimate Controlling Entity(ies)/Person(s)	Is an SCA Filing Required? (Yes/No)	*
		00000	36-4855333				Tennessee In-Home Healthcare Partnership-I, LLC	.. TN.....	.. NIA.....	In-Home Healthcare Partnership, LLC	Ownership.....	100.000	UnitedHealth Group Incorporated	.. NO.....	
		00000	37-1843674				Tennessee In-Home Healthcare Partnership-II, LLC	.. TN.....	.. NIA.....	In-Home Healthcare Partnership, LLC	Ownership.....	100.000	UnitedHealth Group Incorporated	.. NO.....	
		00000	61-1863937				Tennessee In-Home Healthcare Partnership-III, LLC	.. TN.....	.. NIA.....	In-Home Healthcare Partnership, LLC	Ownership.....	100.000	UnitedHealth Group Incorporated	.. NO.....	
		00000	85-1878206				Tennessee In-Home Healthcare Partnership-IV, LLC	.. TN.....	.. NIA.....	In-Home Healthcare Partnership, LLC	Ownership.....	100.000	UnitedHealth Group Incorporated	.. NO.....	
		00000	81-4903487				Tennessee In-Home Partner-I, LLC	.. TN.....	.. NIA.....	Tennessee In-Home Healthcare Partnership-I, LLC	Ownership.....	100.000	UnitedHealth Group Incorporated	.. NO.....	
		00000	81-4736011				Tennessee In-Home Partner-II, LLC	.. TN.....	.. NIA.....	Tennessee In-Home Healthcare Partnership-II, LLC	Ownership.....	100.000	UnitedHealth Group Incorporated	.. NO.....	
		00000	82-3982817				Tennessee In-Home Partner-III, LLC	.. TN.....	.. NIA.....	Tennessee In-Home Healthcare Partnership-III, LLC	Ownership.....	100.000	UnitedHealth Group Incorporated	.. NO.....	
		00000	85-1877933				Tennessee In-Home Partner-IV, LLC	.. TN.....	.. NIA.....	Tennessee In-Home Healthcare Partnership-IV, LLC	Ownership.....	100.000	UnitedHealth Group Incorporated	.. NO.....	
		00000	62-1049414				Tennessee Nursing Services of Morristown, Inc.	.. TN.....	.. NIA.....	SunCrest Home Health of Claiborne County, Inc.	Ownership.....	100.000	UnitedHealth Group Incorporated	.. NO.....	
		00000	83-2129924				Tennessee Physical Therapy Services of Kingsport, LLC	.. TN.....	.. NIA.....	Tennessee Health Care Group, LLC	Ownership.....	100.000	UnitedHealth Group Incorporated	.. NO.....	
		00000	83-2743288				Tennessee Physical Therapy Services of Knoxville, LLC	.. TN.....	.. NIA.....	Tennessee Health Care Group, LLC	Ownership.....	100.000	UnitedHealth Group Incorporated	.. NO.....	
		00000	87-2087086				Tennessee Physical Therapy Services of Memphis, LLC	.. TN.....	.. NIA.....	Tennessee Health Care Group, LLC	Ownership.....	100.000	UnitedHealth Group Incorporated	.. NO.....	
		00000	86-2321464				Tennessee Physical Therapy Services of Mt. Juliet, LLC	.. TN.....	.. NIA.....	Tennessee Health Care Group, LLC	Ownership.....	100.000	UnitedHealth Group Incorporated	.. NO.....	
		00000	02-0732711				Texas Health Care Group Holdings, LLC	.. LA.....	.. NIA.....	LHC Group, Inc.	Ownership.....	100.000	UnitedHealth Group Incorporated	.. NO.....	
		00000	41-2076211				Texas Health Care Group of Texarkana, L.L.C.	.. TX.....	.. NIA.....	Southwest Post-Acute Care Partnership, LLC	Ownership.....	100.000	UnitedHealth Group Incorporated	.. NO.....	
		00000	27-0075424				Texas Health Care Group of The Golden Triangle, LLC	.. TX.....	.. NIA.....	Texas Health Care Group, L.L.C.	Ownership.....	81.250	UnitedHealth Group Incorporated	.. NO.....	
		00000	62-1850044				Texas Health Care Group, L.L.C.	.. TX.....	.. NIA.....	LHC Group, Inc.	Ownership.....	100.000	UnitedHealth Group Incorporated	.. NO.....	
		00000	38-3897811				Texas Health Craig Ranch Surgery Center, LLC	.. TX.....	.. NIA.....	Surgical Care Affiliates, LLC	Influence.....	0.000	UnitedHealth Group Incorporated	.. NO.....	
		00000	80-0866449				Texas Health Flower Mound Orthopedic Surgery Center, LLC	.. TX.....	.. NIA.....	Surgical Care Affiliates, LLC	Influence.....	0.000	UnitedHealth Group Incorporated	.. NO.....	
		00000	81-4977249				Texas Health Orthopedic Surgery Center Alliance, LLC	.. TX.....	.. NIA.....	Surgical Care Affiliates, LLC	Influence.....	0.000	UnitedHealth Group Incorporated	.. NO.....	
		00000	82-2296081				Texas Health Surgery Center Alliance, LLC	.. TX.....	.. NIA.....	Surgical Care Affiliates, LLC	Influence.....	0.000	UnitedHealth Group Incorporated	.. NO.....	
		00000	82-1307876				Texas Health Surgery Center Bedford, LLC	.. TX.....	.. NIA.....	Surgical Care Affiliates, LLC	Influence.....	0.000	UnitedHealth Group Incorporated	.. NO.....	
		00000	85-1225852				Texas Health Surgery Center Chisholm Trail, LLC	.. TX.....	.. NIA.....	Surgical Care Affiliates, LLC	Influence.....	0.000	UnitedHealth Group Incorporated	.. NO.....	
		00000	92-3847064				Texas Health Surgery Center Forney, LLC	.. TX.....	.. NIA.....	Surgical Care Affiliates, LLC	Influence.....	0.000	UnitedHealth Group Incorporated	.. NO.....	
		00000	83-1085415				Texas Health Surgery Center Irving, LLC	.. TX.....	.. NIA.....	Surgical Care Affiliates, LLC	Influence.....	0.000	UnitedHealth Group Incorporated	.. NO.....	
		00000	83-0781259				Texas Health Surgery Center Las Colinas, LLC	.. TX.....	.. NIA.....	Surgical Care Affiliates, LLC	Influence.....	0.000	UnitedHealth Group Incorporated	.. NO.....	
		00000	20-3991622				Texas Health Surgery Center Preston Plaza, LLC	.. TX.....	.. NIA.....	Surgical Care Affiliates, LLC	Influence.....	0.000	UnitedHealth Group Incorporated	.. NO.....	
		00000	47-4425996				Texas Health Surgery Center Rockwall, LLC	.. TX.....	.. NIA.....	Surgical Care Affiliates, LLC	Influence.....	0.000	UnitedHealth Group Incorporated	.. NO.....	
		00000	88-4370079				Texas Health Surgery Center Roysse City, LLC	.. TX.....	.. NIA.....	Surgical Care Affiliates, LLC	Influence.....	0.000	UnitedHealth Group Incorporated	.. NO.....	
		00000	84-3814490				Texas Health Surgery Center Southwest Fort Worth, LLC	.. TX.....	.. NIA.....	Surgical Care Affiliates, LLC	Influence.....	0.000	UnitedHealth Group Incorporated	.. NO.....	

16.60

STATEMENT AS OF JUNE 30, 2024 OF THE UnitedHealthcare of Wisconsin, Inc.

**SCHEDULE Y**  
**PART 1A - DETAIL OF INSURANCE HOLDING COMPANY SYSTEM**

1	2	3	4	5	6	7	8	9	10	11	12	13	14	15	16
Group Code	Group Name	NAIC Company Code	ID Number	Federal RSSD	CIK	Name of Securities Exchange if Publicly Traded (U.S. or International)	Names of Parent, Subsidiaries Or Affiliates	Domi-ciliary Location	Relation-ship to Reporting Entity	Directly Controlled by (Name of Entity/Person)	Type of Control (Ownership, Board, Management, Attorney-in-Fact, Influence, Other)	If Control is Ownership Provide Percentage	Ultimate Controlling Entity(ies)/Person(s)	Is an SCA Filing Re-quired? (Yes/No)	*
		00000	84-1953918				Texas Health Surgery Center Willow Park, LLC	TX	NIA	Surgical Care Affiliates, LLC	Influence	0.000	UnitedHealth Group Incorporated	NO	
		00000	86-3380429				Texas Physical Therapy Services of Baytown, LLC	TX	NIA	Texas Health Care Group, L.L.C.	Ownership	100.000	UnitedHealth Group Incorporated	NO	
		00000	88-2072971				Texas Physical Therapy Services of Burleson, LLC	TX	NIA	Texas Health Care Group, L.L.C.	Ownership	100.000	UnitedHealth Group Incorporated	NO	
		00000	99-2611865				Texas Physical Therapy Services of Tyler, LLC	TX	NIA	Texas Health Care Group, L.L.C.	Ownership	100.000	UnitedHealth Group Incorporated	NO	
		00000	52-1468699				The Advisory Board Company	DE	NIA	OptumInsight, Inc.	Ownership	100.000	UnitedHealth Group Incorporated	NO	
		00000	31-1426870				The Center for Cognitive and Behavioral Therapy of Greater Columbus, Inc.	OH	NIA	Refresh Mental Health, Inc.	Ownership	100.000	UnitedHealth Group Incorporated	NO	
		00000	02-0487579				The Center for Eating Disorders Management, Inc.	NH	NIA	Refresh Management, LLC	Ownership	100.000	UnitedHealth Group Incorporated	NO	
0707	UnitedHealth Group Incorporated	61832	52-0676509				The Chesapeake Life Insurance Company	OK	IA	HealthMarkets Group, Inc.	Ownership	100.000	UnitedHealth Group Incorporated	NO	
		00000	93-1221257				The Corvallis Clinic, P.C.	OR	NIA	Physician(s) Owned	Influence	0.000	UnitedHealth Group Incorporated	NO	1
		00000	20-5562797				The Eye Surgery Center of the Carolinas, L.P.	NC	NIA	Surgery Center of Southern Pines, LLC	Ownership	20.000	UnitedHealth Group Incorporated	NO	2
		00000	56-1970224				The Lewin Group, Inc.	NC	NIA	Optum Public Sector Solutions, Inc.	Ownership	100.000	UnitedHealth Group Incorporated	NO	
		00000	61-1409045				The Outpatient Surgery Center of Hilton Head, LLC	SC	NIA	SCA-Hilton Head, LLC	Ownership	20.000	UnitedHealth Group Incorporated	NO	2
		00000	83-1192367				The Polyclinic MSO, LLC	DE	NIA	Collaborative Care Holdings, LLC	Ownership	80.100	UnitedHealth Group Incorporated	NO	
		00000	91-0369070				The Polyclinic, PLLC	WA	NIA	Polyclinic Holdings, P.C.	Ownership	100.000	UnitedHealth Group Incorporated	NO	1
		00000	20-8357849				The Potter's House Family & Children Treatment Center, LLC	GA	NIA	Physician(s) Owned	Influence	0.000	UnitedHealth Group Incorporated	NO	1
		00000	72-1349755				The Surgery Center of Easton, L.P.	TN	NIA	Surgery Center of Easton, LLC	Ownership	49.000	UnitedHealth Group Incorporated	NO	2
		00000	06-1552689				The Surgical Center of Connecticut, LLC	CT	NIA	SCA-Main Street, LLC	Ownership	88.309	UnitedHealth Group Incorporated	NO	2
		00000	37-1446353				The Surgical Center of the Treasure Coast, L.L.C.	FL	NIA	SCA-St. Lucie, LLC	Ownership	47.000	UnitedHealth Group Incorporated	NO	2
		00000	46-5461304				The Tabor Therapy Group, Inc.	IL	NIA	Physician(s) Owned	Influence	0.000	UnitedHealth Group Incorporated	NO	1
		00000	43-2098647				Therigy, LLC	FL	NIA	PPS Holdings, Inc.	Ownership	10.000	UnitedHealth Group Incorporated	NO	
		00000	20-8862235				Thomas Home Health, LLC	AL	NIA	Alabama Health Care Group, LLC	Ownership	67.000	UnitedHealth Group Incorporated	NO	
		00000	26-1579919				Thomas Johnson Surgery Center, LLC	MD	NIA	SCA-Frederick, LLC	Ownership	70.000	UnitedHealth Group Incorporated	NO	
		00000	25-1825549				Three Rivers Holdings, Inc.	DE	NIA	AmeriChoice Corporation	Ownership	100.000	UnitedHealth Group Incorporated	NO	
		00000	27-0705907				Three Rivers HomeCare, LLC	OR	NIA	Oregon Health Care Group, LLC	Ownership	75.000	UnitedHealth Group Incorporated	NO	
		00000	59-3143128				Tmesys, LLC	FL	NIA	PMI Acquisition, LLC	Ownership	100.000	UnitedHealth Group Incorporated	NO	
		00000	45-2856177				Tomball Texas Home Care Services, LLC	DE	NIA	AFAM Holding Co, LLC	Ownership	100.000	UnitedHealth Group Incorporated	NO	
		00000	92-2981104				Total Surgery Center, LLC	FL	NIA	SCA Total Holdings, LLC	Ownership	51.000	UnitedHealth Group Incorporated	NO	
		00000	83-1528858				Trails Edge Surgery Center, LLC	FL	NIA	SCA-Bonita Springs, LLC	Ownership	51.000	UnitedHealth Group Incorporated	NO	
		00000	84-2324145				Transformer DE I, LLC	DE	NIA	Collaborative Care Holdings, LLC	Ownership	100.000	UnitedHealth Group Incorporated	NO	
		00000	84-2323758				Transformer DE II, LLC	DE	NIA	Collaborative Care Holdings, LLC	Ownership	100.000	UnitedHealth Group Incorporated	NO	
		00000	87-4490776				Transformer TX Holdings, LLC	TX	NIA	Collaborative Care Holdings, LLC	Ownership	45.012	UnitedHealth Group Incorporated	NO	
		00000	87-4490776				Transformer TX Holdings, LLC	TX	NIA	Transformer DE I, LLC	Ownership	18.301	UnitedHealth Group Incorporated	NO	
		00000	87-4490776				Transformer TX Holdings, LLC	TX	NIA	Transformer DE II, LLC	Ownership	18.301	UnitedHealth Group Incorporated	NO	
		00000	52-1431155				Travel Express Incorporated	MD	NIA	FrontierMEDEX, Inc.	Ownership	100.000	UnitedHealth Group Incorporated	NO	
		00000	46-2613170				Treasure Valley Emerald Properties, LLC	DE	NIA	Treasure Valley Hospital Limited Partnership	Ownership	100.000	UnitedHealth Group Incorporated	NO	2
		00000	33-0592165				Treasure Valley Hospital Limited Partnership	ID	NIA	Surgical Health, LLC	Ownership	37.295	UnitedHealth Group Incorporated	NO	2
		00000	81-4556042				Trellis Rx, LLC	DE	NIA	Specialty Pharmacy Blocker, LLC	Ownership	100.000	UnitedHealth Group Incorporated	NO	
		00000	20-2386707				Tri-County Surgery Center, LLC	PA	NIA	Virtua-SCA Holdings II, LLC	Ownership	55.000	UnitedHealth Group Incorporated	NO	2
		00000	71-0917928				Tri-Parish Community HomeCare, L.L.C.	LA	NIA	Louisiana Health Care Group, L.L.C.	Ownership	100.000	UnitedHealth Group Incorporated	NO	

16.61

STATEMENT AS OF JUNE 30, 2024 OF THE UnitedHealthcare of Wisconsin, Inc.

**SCHEDULE Y**  
**PART 1A - DETAIL OF INSURANCE HOLDING COMPANY SYSTEM**

1	2	3	4	5	6	7	8	9	10	11	12	13	14	15	16
Group Code	Group Name	NAIC Company Code	ID Number	Federal RSSD	CIK	Name of Securities Exchange if Publicly Traded (U.S. or International)	Names of Parent, Subsidiaries Or Affiliates	Domi-ciliary Location	Relation-ship to Reporting Entity	Directly Controlled by (Name of Entity/Person)	Type of Control (Ownership, Board, Management, Attorney-in-Fact, Influence, Other)	If Control is Ownership Provide Percentage	Ultimate Controlling Entity(ies)/Person(s)	Is an SCA Filing Re-quired? (Yes/No)	*
		00000	26-2552129				Triangle Counseling Agency, Inc.	NC	NIA	Physician(s) Owned	Influence	0.000	UnitedHealth Group Incorporated	NO	1
		00000	26-3539405				Trigg County Home Health, Inc.	KY	NIA	SunCrest LBL Holdings, Inc.	Ownership	100.000	UnitedHealth Group Incorporated	NO	
		00000	81-3354819				TTCP-SR Holdings, Inc.	DE	NIA	Change Healthcare Solutions, LLC	Ownership	100.000	UnitedHealth Group Incorporated	NO	
		00000	30-0838429				Tucson Home Care Services, LLC	DE	NIA	AF-CHH, LLC	Ownership	100.000	UnitedHealth Group Incorporated	NO	
		00000	93-1677251				Tuscaloosa Anesthesia Associates, LLC	DE	NIA	Tuscaloosa Surgical Center, L.P. Surgical Center of Tuscaloosa Holdings, LLC	Ownership	100.000	UnitedHealth Group Incorporated	NO	
		00000	63-0974161				Tuscaloosa Surgical Center, L.P.	AL	NIA		Ownership	20.000	UnitedHealth Group Incorporated	NO	2
		00000	27-1000828				Twin Lakes Home Health Agency, LLC	KY	NIA	Kentucky Health Care Group, LLC	Ownership	75.000	UnitedHealth Group Incorporated	NO	
		00000	94-3077084				U.S. Behavioral Health Plan, California	CA	IA	United Behavioral Health	Ownership	100.000	UnitedHealth Group Incorporated	NO	
		00000	92-3906209				UCH-SCA LPSC Holdings, LLC	DE	NIA	SC Affiliates, LLC	Ownership	100.000	UnitedHealth Group Incorporated	NO	
		00000	92-1499968				UCHealth HRH-SCA Holdings, LLC	DE	NIA	SCA HRH Holdings, LLC	Ownership	51.000	UnitedHealth Group Incorporated	NO	
		00000	26-1232189				UCSD Ambulatory Surgery Center, LLC	DE	NIA	UCSD-SCA Holdings II, LLC	Ownership	52.545	UnitedHealth Group Incorporated	NO	2
		00000	82-2326631				UCSD Center for Surgery of Encinitas, L.P.	CA	NIA	UCSD-SCA Holdings I, LLC	Ownership	61.382	UnitedHealth Group Incorporated	NO	2
		00000	82-2218664				UCSD Surgical Center of San Diego, LLC	CA	NIA	UCSD-SCA Holdings I, LLC	Ownership	51.004	UnitedHealth Group Incorporated	NO	2
		00000	81-3287291				UCSD-SCA Holdings I, LLC	DE	NIA	SCA-Encinitas, Inc.	Ownership	49.000	UnitedHealth Group Incorporated	NO	2
		00000	81-3144140				UCSD-SCA Holdings II, LLC	DE	NIA	SCA-San Diego, Inc. UnitedHealth Group International Finance (Ireland) Unlimited Company	Ownership	49.000	UnitedHealth Group Incorporated	NO	2
		00000	98-1388279				UHC Finance (Ireland) Limited	IRL	NIA		Ownership	100.000	UnitedHealth Group Incorporated	NO	
		00000	41-1913059				UHC International Services, Inc.	DE	NIA	UnitedHealth Group Incorporated	Ownership	100.000	UnitedHealth Group Incorporated	NO	
		00000	95-2931460				UHC of California	CA	IA	United HealthCare Services, Inc. UnitedHealthcare Global Medical (UK) Limited	Ownership	100.000	UnitedHealth Group Incorporated	NO	
		00000	98-1103713				UHCG - FZE		NIA		Ownership	100.000	UnitedHealth Group Incorporated	NO	
		00000	98-1372063				UHCG Holdings (Ireland) Limited	IRL	NIA	United HealthCare Services, Inc.	Ownership	100.000	UnitedHealth Group Incorporated	NO	
		00000	98-1372064				UHCG Services (Ireland) Limited	IRL	NIA	UHCG Holdings (Ireland) Limited UHG International (Ireland) Unlimited Company	Ownership	100.000	UnitedHealth Group Incorporated	NO	
		00000					UHG Holdings 1 (Ireland) Unlimited Company	IRL	NIA		Ownership	96.705	UnitedHealth Group Incorporated	NO	
		00000					UHG Holdings 1 (Ireland) Unlimited Company	IRL	NIA	Bordeaux International Holdings, Inc. UHG Holdings 1 (Ireland) Unlimited Company	Ownership	3.295	UnitedHealth Group Incorporated	NO	
		00000					UHG Holdings 2 (Ireland) Unlimited Company	IRL	NIA	UHG Holdings 2 (Ireland) Unlimited Company	Ownership	100.000	UnitedHealth Group Incorporated	NO	
		00000					UHG Holdings 3 (Ireland) Unlimited Company	IRL	NIA		Ownership	100.000	UnitedHealth Group Incorporated	NO	
		00000	98-0559902				UHG Holdings UK IV Limited	GBR	NIA	Bordeaux UK Holdings I Limited	Ownership	99.993	UnitedHealth Group Incorporated	NO	
		00000	98-0559902				UHG Holdings UK IV Limited	GBR	NIA	Bordeaux (Barbados) Holdings I, SRL	Ownership	0.007	UnitedHealth Group Incorporated	NO	
		00000	98-1249178				UHG Holdings UK V Limited	GBR	NIA	UHG Holdings UK IV Limited	Ownership	100.000	UnitedHealth Group Incorporated	NO	
		00000	98-1390073				UHG Holdings UK VI Limited	GBR	NIA	UnitedHealthcare Europe S.à.r.l.	Ownership	100.000	UnitedHealth Group Incorporated	NO	
		00000					UHG Holdings UK VII Limited	GBR	NIA	Bordeaux Holdings, LLC	Ownership	100.000	UnitedHealth Group Incorporated	NO	
		00000					UHG International (Ireland) Unlimited Company	IRL	NIA	FrontierMEDEX US, Inc.	Ownership	100.000	UnitedHealth Group Incorporated	NO	
		00000	41-1921008				UHC Holdings, Inc.	DE	NIA	United HealthCare Services, Inc.	Ownership	100.000	UnitedHealth Group Incorporated	NO	
		00000	39-1995276				UMR, Inc.	DE	NIA	United HealthCare Services, Inc.	Ownership	100.000	UnitedHealth Group Incorporated	NO	
		00000	98-1444648				Unidad Médica y de Diagnóstico S.A.	COL	NIA	Colmedica Medicina Prepagada S.A.	Ownership	92.380	UnitedHealth Group Incorporated	NO	
		00000	98-1444648				Unidad Médica y de Diagnóstico S.A.	COL	NIA	Banmédica Internacional SpA	Ownership	7.620	UnitedHealth Group Incorporated	NO	
.0707	UnitedHealth Group Incorporated	91529	52-1996029				Unimerica Insurance Company Unimerica Life Insurance Company of New York	WI	IA	OptumHealth Holdings, LLC	Ownership	100.000	UnitedHealth Group Incorporated	NO	
.0707	UnitedHealth Group Incorporated	11596	01-0637149				UnitedHealthcare Insurance Company	NY	IA		Ownership	100.000	UnitedHealth Group Incorporated	NO	
		00000	20-5917714				Unison Health Plan of Delaware, Inc.	DE	NIA	Three Rivers Holdings, Inc.	Ownership	100.000	UnitedHealth Group Incorporated	NO	
		00000	94-2649097				United Behavioral Health United Behavioral Health of New York, I.P.A., Inc.	CA	NIA	OptumHealth Holdings, LLC	Ownership	100.000	UnitedHealth Group Incorporated	NO	
		00000	41-1868911				United Behavioral Health	NY	NIA		Ownership	100.000	UnitedHealth Group Incorporated	NO	
		00000	AA-0050982				United Group Reinsurance, Inc.	TCA	NIA	HealthMarkets, LLC	Ownership	100.000	UnitedHealth Group Incorporated	NO	

16.62

STATEMENT AS OF JUNE 30, 2024 OF THE UnitedHealthcare of Wisconsin, Inc.

**SCHEDULE Y**  
**PART 1A - DETAIL OF INSURANCE HOLDING COMPANY SYSTEM**

1	2	3	4	5	6	7	8	9	10	11	12	13	14	15	16
Group Code	Group Name	NAIC Company Code	ID Number	Federal RSSD	CIK	Name of Securities Exchange if Publicly Traded (U.S. or International)	Names of Parent, Subsidiaries Or Affiliates	Domi-ciliary Location	Relation-ship to Reporting Entity	Directly Controlled by (Name of Entity/Person)	Type of Control (Ownership, Board, Management, Attorney-in-Fact, Influence, Other)	If Control is Ownership Provide Percentage	Ultimate Controlling Entity(ies)/Person(s)	Is an SCA Filing Re-quired? (Yes/No)	*
		00000	41-1289245	3410132			United HealthCare Services, Inc.	..MN.....	..UIP.....	UnitedHealth Group Incorporated	Ownership.....	100.000	UnitedHealth Group Incorporated	..NO.....	
		00000	30-0318238				United Resource Networks IPA of New York, Inc.	..NY.....	..NIA.....	OptumHealth Care Solutions, LLC	Ownership.....	100.000	UnitedHealth Group Incorporated	..NO.....	
		00000	01-0538317				UnitedHealth Advisors, LLC	..ME.....	..NIA.....	United HealthCare Services, Inc.	Ownership.....	100.000	UnitedHealth Group Incorporated	..NO.....	
		00000	41-1321939	4665014	0000731766	New York Stock Exchange	UnitedHealth Group Incorporated	..DE.....	..UIP.....	Self	Ownership.....	100.000	UnitedHealth Group Incorporated	..NO.....	
		00000	98-1422474				UnitedHealth Group International Finance (Ireland) Unlimited Company	..IRL.....	..NIA.....	UHG Holdings 2 (Ireland) Unlimited Company	Ownership.....	100.000	UnitedHealth Group Incorporated	..NO.....	
		00000	46-3311984				UnitedHealth Group Ventures, LLC	..DE.....	..NIA.....	UnitedHealth Group Incorporated	Ownership.....	100.000	UnitedHealth Group Incorporated	..NO.....	
		00000	41-1917398				UnitedHealth International, Inc.	..DE.....	..NIA.....	UnitedHealth Group Incorporated	Ownership.....	100.000	UnitedHealth Group Incorporated	..NO.....	
		00000	26-2574977				UnitedHealth Military & Veterans Services, LLC	..DE.....	..NIA.....	United HealthCare Services, Inc.	Ownership.....	100.000	UnitedHealth Group Incorporated	..NO.....	
.0707	UnitedHealth Group Incorporated	95174	33-0115163				UnitedHealthcare Benefits of Texas, Inc.	..TX.....	..IA.....	United HealthCare Services, Inc.	Ownership.....	100.000	UnitedHealth Group Incorporated	..NO.....	
		00000	47-3221444				UnitedHealthcare Benefits Plan of California	..CA.....	..IA.....	United HealthCare Services, Inc.	Ownership.....	100.000	UnitedHealth Group Incorporated	..NO.....	
		00000	46-4348775				UnitedHealthcare Community Plan of California, Inc.	..CA.....	..NIA.....	United HealthCare Services, Inc.	Ownership.....	100.000	UnitedHealth Group Incorporated	..NO.....	
.0707	UnitedHealth Group Incorporated	13168	26-2688274				UnitedHealthcare Community Plan of Georgia, Inc.	..GA.....	..IA.....	AmeriChoice Corporation	Ownership.....	100.000	UnitedHealth Group Incorporated	..NO.....	
.0707	UnitedHealth Group Incorporated	12323	56-2451429				UnitedHealthcare Community Plan of Ohio, Inc.	..OH.....	..IA.....	Three Rivers Holdings, Inc.	Ownership.....	100.000	UnitedHealth Group Incorporated	..NO.....	
.0707	UnitedHealth Group Incorporated	11141	91-2008361				UnitedHealthcare Community Plan of Texas, L.L.C.	..TX.....	..IA.....	Ovations, Inc.	Ownership.....	100.000	UnitedHealth Group Incorporated	..NO.....	
.0707	UnitedHealth Group Incorporated	95467	38-3204052				UnitedHealthcare Community Plan, Inc.	..MI.....	..IA.....	AmeriChoice Corporation	Ownership.....	100.000	UnitedHealth Group Incorporated	..NO.....	
		00000	98-1200034				UnitedHealthcare Consulting & Assistance Service (Beijing) Co., Ltd.	..CHN.....	..NIA.....	UnitedHealthcare International I B.V.	Ownership.....	100.000	UnitedHealth Group Incorporated	..NO.....	
		00000	98-1199879				UnitedHealthcare Europe S.á r.l.	..LUX.....	..NIA.....	UHG Holdings 2 (Ireland) Unlimited Company	Ownership.....	100.000	UnitedHealth Group Incorporated	..NO.....	
.0707	UnitedHealth Group Incorporated	15737	47-3788473				UnitedHealthcare Freedom Insurance Company	..NH.....	..IA.....	UnitedHealthcare Freedom Plans, Inc.	Ownership.....	100.000	UnitedHealth Group Incorporated	..NO.....	
		00000	30-0858646				UnitedHealthcare Freedom Plans, Inc.	..DE.....	..NIA.....	United HealthCare Services, Inc.	Ownership.....	100.000	UnitedHealth Group Incorporated	..NO.....	
		00000	98-1029201				UnitedHealthcare Global Medical (UK) Limited	..GBR.....	..NIA.....	UnitedHealthcare International I B.V.	Ownership.....	100.000	UnitedHealth Group Incorporated	..NO.....	
.0707	UnitedHealth Group Incorporated	79413	36-2739571				UnitedHealthcare Insurance Company	..CT.....	..IA.....	UHC Holdings, Inc.	Ownership.....	100.000	UnitedHealth Group Incorporated	..NO.....	
.0707	UnitedHealth Group Incorporated	84549	38-2044243				UnitedHealthcare Insurance Company of America	..IL.....	..IA.....	United HealthCare Services, Inc.	Ownership.....	100.000	UnitedHealth Group Incorporated	..NO.....	
.0707	UnitedHealth Group Incorporated	60318	36-3800349				UnitedHealthcare Insurance Company of Illinois	..IL.....	..IA.....	UnitedHealthcare Insurance Company	Ownership.....	100.000	UnitedHealth Group Incorporated	..NO.....	
.0707	UnitedHealth Group Incorporated	60093	11-3283886				UnitedHealthcare Insurance Company of New York	..NY.....	..IA.....	UnitedHealthcare Insurance Company	Ownership.....	100.000	UnitedHealth Group Incorporated	..NO.....	
.0707	UnitedHealth Group Incorporated	12231	20-1902768				UnitedHealthcare Insurance Company of the River Valley	..IL.....	..IA.....	UnitedHealthcare, Inc.	Ownership.....	100.000	UnitedHealth Group Incorporated	..NO.....	
		00000	98-1372065				UnitedHealthcare Insurance Designated Activity Company	..IRL.....	..NIA.....	UHC Holdings (Ireland) Limited	Ownership.....	100.000	UnitedHealth Group Incorporated	..NO.....	
		00000	86-0618309				UnitedHealthcare Integrated Services, Inc.	..AZ.....	..IA.....	Ovations, Inc.	Ownership.....	100.000	UnitedHealth Group Incorporated	..NO.....	
		00000	98-1100512				UnitedHealthcare International I B.V.	..NLD.....	..NIA.....	FrontierMEDEX US, Inc.	Ownership.....	100.000	UnitedHealth Group Incorporated	..NO.....	
		00000	98-1079459				UnitedHealthcare International II S.á r.l.	..LUX.....	..NIA.....	Bordeaux UK Holdings I Limited	Ownership.....	100.000	UnitedHealth Group Incorporated	..NO.....	
		00000	98-1340853				UnitedHealthcare International III B.V.	..NLD.....	..NIA.....	UnitedHealthcare International X S.á r.l.	Ownership.....	100.000	UnitedHealth Group Incorporated	..NO.....	
		00000	98-1077436				UnitedHealthcare International III S.á r.l.	..LUX.....	..NIA.....	UnitedHealthcare Europe S.á r.l.	Ownership.....	100.000	UnitedHealth Group Incorporated	..NO.....	
		00000	98-1080926				UnitedHealthcare International IV S.á r.l.	..LUX.....	..NIA.....	UnitedHealthcare International VIII S.á r.l.	Ownership.....	100.000	UnitedHealth Group Incorporated	..NO.....	

16.63

STATEMENT AS OF JUNE 30, 2024 OF THE UnitedHealthcare of Wisconsin, Inc.

**SCHEDULE Y**  
**PART 1A - DETAIL OF INSURANCE HOLDING COMPANY SYSTEM**

1	2	3	4	5	6	7	8	9	10	11	12	13	14	15	16
Group Code	Group Name	NAIC Company Code	ID Number	Federal RSSD	CIK	Name of Securities Exchange if Publicly Traded (U.S. or International)	Names of Parent, Subsidiaries Or Affiliates	Domiciliary Location	Relationship to Reporting Entity	Directly Controlled by (Name of Entity/Person)	Type of Control (Ownership, Board, Management, Attorney-in-Fact, Influence, Other)	If Control is Ownership Provide Percentage	Ultimate Controlling Entity(ies)/Person(s)	Is an SCA Filing Required? (Yes/No)	*
		00000	98-1372062				UnitedHealthcare International VIII S.à r.l.	.LUX	NIA	UnitedHealthcare International X S.à r.l.	Ownership	50.000	UnitedHealth Group Incorporated	NO	
		00000	98-1372062				UnitedHealthcare International VIII S.à r.l.	.LUX	NIA	UnitedHealthcare International III S.à r.l.	Ownership	50.000	UnitedHealth Group Incorporated	NO	
		00000	98-1443728				UnitedHealthcare International X S.à r.l.	.LUX	NIA	United HealthCare Services, Inc.	Ownership	53.232	UnitedHealth Group Incorporated	NO	
		00000	98-1443728				UnitedHealthcare International X S.à r.l.	.LUX	NIA	UnitedHealthcare International III S.à r.l.	Ownership	7.079	UnitedHealth Group Incorporated	NO	
		00000	98-1443728				UnitedHealthcare International X S.à r.l.	.LUX	NIA	UHG Holdings 1 (Ireland) Unlimited Company	Ownership	39.689	UnitedHealth Group Incorporated	NO	
.0707	UnitedHealth Group Incorporated	97179	86-0207231				UnitedHealthcare Life Insurance Company	.WI	IA	Golden Rule Financial Corporation	Ownership	100.000	UnitedHealth Group Incorporated	NO	
.0707	UnitedHealth Group Incorporated	95784	63-0899562				UnitedHealthcare of Alabama, Inc.	.AL	IA	UnitedHealthcare, Inc.	Ownership	100.000	UnitedHealth Group Incorporated	NO	
.0707	UnitedHealth Group Incorporated	96016	86-0507074				UnitedHealthcare of Arizona, Inc.	.AZ	IA	UnitedHealthcare, Inc.	Ownership	100.000	UnitedHealth Group Incorporated	NO	
.0707	UnitedHealth Group Incorporated	95446	63-1036819				UnitedHealthcare of Arkansas, Inc.	.AR	IA	UnitedHealthcare, Inc.	Ownership	100.000	UnitedHealth Group Incorporated	NO	
.0707	UnitedHealth Group Incorporated	95090	84-1004639				UnitedHealthcare of Colorado, Inc.	.CO	IA	UnitedHealthcare, Inc.	Ownership	100.000	UnitedHealth Group Incorporated	NO	
.0707	UnitedHealth Group Incorporated	95264	59-1293865				UnitedHealthcare of Florida, Inc.	.FL	IA	UnitedHealthcare, Inc.	Ownership	100.000	UnitedHealth Group Incorporated	NO	
.0707	UnitedHealth Group Incorporated	95850	58-1653544				UnitedHealthcare of Georgia, Inc.	.GA	IA	UnitedHealthcare, Inc.	Ownership	100.000	UnitedHealth Group Incorporated	NO	
.0707	UnitedHealth Group Incorporated	95776	36-3280214				UnitedHealthcare of Illinois, Inc.	.IL	IA	UnitedHealthcare, Inc.	Ownership	100.000	UnitedHealth Group Incorporated	NO	
.0707	UnitedHealth Group Incorporated	96644	62-1240316				UnitedHealthcare of Kentucky, Ltd.	.KY	IA	UnitedHealthcare, Inc.	Ownership	5.828	UnitedHealth Group Incorporated	NO	
.0707	UnitedHealth Group Incorporated	96644	62-1240316				UnitedHealthcare of Kentucky, Ltd.	.KY	IA	United HealthCare Services, Inc.	Ownership	94.172	UnitedHealth Group Incorporated	NO	
.0707	UnitedHealth Group Incorporated	95833	72-1074008				UnitedHealthcare of Louisiana, Inc.	.LA	IA	UnitedHealthcare, Inc.	Ownership	100.000	UnitedHealth Group Incorporated	NO	
.0707	UnitedHealth Group Incorporated	95716	63-1036817				UnitedHealthcare of Mississippi, Inc.	.MS	IA	UnitedHealthcare, Inc.	Ownership	100.000	UnitedHealth Group Incorporated	NO	
.0707	UnitedHealth Group Incorporated	95149	05-0413469				UnitedHealthcare of New England, Inc.	.RI	IA	United HealthCare Services, Inc.	Ownership	100.000	UnitedHealth Group Incorporated	NO	
.0707	UnitedHealth Group Incorporated	13214	26-2697886				UnitedHealthcare of New Mexico, Inc.	.NM	IA	UnitedHealthcare Insurance Company	Ownership	100.000	UnitedHealth Group Incorporated	NO	
.0707	UnitedHealth Group Incorporated	95085	06-1172891				UnitedHealthcare of New York, Inc.	.NY	IA	AmeriChoice Corporation	Ownership	100.000	UnitedHealth Group Incorporated	NO	
.0707	UnitedHealth Group Incorporated	95103	56-1461010				UnitedHealthcare of North Carolina, Inc.	.NC	IA	UnitedHealthcare, Inc.	Ownership	100.000	UnitedHealth Group Incorporated	NO	
.0707	UnitedHealth Group Incorporated	95186	31-1142815				UnitedHealthcare of Ohio, Inc.	.OH	IA	United HealthCare Services, Inc.	Ownership	100.000	UnitedHealth Group Incorporated	NO	
.0707	UnitedHealth Group Incorporated	96903	33-0115166				UnitedHealthcare of Oklahoma, Inc.	.OK	IA	United HealthCare Services, Inc.	Ownership	100.000	UnitedHealth Group Incorporated	NO	
.0707	UnitedHealth Group Incorporated	95893	93-0938819				UnitedHealthcare of Oregon, Inc.	.OR	IA	United HealthCare Services, Inc.	Ownership	100.000	UnitedHealth Group Incorporated	NO	
.0707	UnitedHealth Group Incorporated	95220	25-1756858				UnitedHealthcare of Pennsylvania, Inc.	.PA	IA	Three Rivers Holdings, Inc.	Ownership	100.000	UnitedHealth Group Incorporated	NO	
.0707	UnitedHealth Group Incorporated	16740	35-2674992				UnitedHealthcare of South Carolina, Inc.	.SC	IA	UnitedHealthcare, Inc.	Ownership	100.000	UnitedHealth Group Incorporated	NO	
.0707	UnitedHealth Group Incorporated	95765	95-3939697				UnitedHealthcare of Texas, Inc.	.TX	IA	UnitedHealthcare, Inc.	Ownership	100.000	UnitedHealth Group Incorporated	NO	
.0707	UnitedHealth Group Incorporated	95025	52-1130183				UnitedHealthcare of the Mid-Atlantic, Inc.	.MD	IA	UnitedHealthcare, Inc.	Ownership	100.000	UnitedHealth Group Incorporated	NO	
.0707	UnitedHealth Group Incorporated	95591	47-0676824				UnitedHealthcare of the Midlands, Inc.	.NE	IA	UnitedHealthcare, Inc.	Ownership	100.000	UnitedHealth Group Incorporated	NO	
.0707	UnitedHealth Group Incorporated	96385	43-1361841				UnitedHealthcare of the Midwest, Inc.	.MO	IA	UnitedHealthcare, Inc.	Ownership	100.000	UnitedHealth Group Incorporated	NO	
.0707	UnitedHealth Group Incorporated	95685	86-0875231				UnitedHealthcare of the Rockies, Inc.	.UT	IA	United HealthCare Services, Inc.	Ownership	100.000	UnitedHealth Group Incorporated	NO	
.0707	UnitedHealth Group Incorporated	95501	41-1488563				UnitedHealthcare of Utah, Inc.	.UT	IA	UnitedHealthcare, Inc.	Ownership	100.000	UnitedHealth Group Incorporated	NO	
.0707	UnitedHealth Group Incorporated	48038	91-1312551				UnitedHealthcare of Washington, Inc.	.WA	IA	United HealthCare Services, Inc.	Ownership	100.000	UnitedHealth Group Incorporated	NO	
.0707	UnitedHealth Group Incorporated	95710	39-1555888				UnitedHealthcare of Wisconsin, Inc.	.WI	RE	UnitedHealthcare, Inc.	Ownership	100.000	UnitedHealth Group Incorporated	NO	
.0707	UnitedHealth Group Incorporated	95378	36-3379945				UnitedHealthcare Plan of the River Valley, Inc.	.IL	IA	UnitedHealthcare, Inc.	Ownership	100.000	UnitedHealth Group Incorporated	NO	
		00000	47-0854646				UnitedHealthcare Service LLC	.DE	NIA	UnitedHealthcare Insurance Company	Ownership	100.000	UnitedHealth Group Incorporated	NO	
		00000	01-0518346				UnitedHealthcare Specialty Benefits, LLC	.ME	NIA	Specialty Benefits, LLC	Ownership	100.000	UnitedHealth Group Incorporated	NO	
		00000	41-1922511				UnitedHealthcare, Inc.	.DE	UDP	United HealthCare Services, Inc.	Ownership	100.000	UnitedHealth Group Incorporated	NO	
		00000	27-0815205				Unity Health Network, LLC	.DE	NIA	Collaborative Care Holdings, LLC	Ownership	100.000	UnitedHealth Group Incorporated	NO	
		00000	20-8912707				University of TN Medical Center Home Care Services, LLC	.TN	NIA	Tennessee Health Care Group, LLC	Ownership	67.000	UnitedHealth Group Incorporated	NO	
		00000	87-3506992				UOI East Bay Surgery Center, LLC	.RI	NIA	SCA East Bay Holdings, LLC	Ownership	20.000	UnitedHealth Group Incorporated	NO	2
		00000	83-4657754				Upland Holdings, LLC	.CA	NIA	NSC Upland, LLC	Ownership	99.000	UnitedHealth Group Incorporated	NO	
		00000	83-4657754				Upland Holdings, LLC	.CA	NIA	Endoscopy Center Affiliates, Inc.	Ownership	1.000	UnitedHealth Group Incorporated	NO	
		00000	33-0812827				Upland Outpatient Surgical Center, L.P.	.CA	NIA	Upland Holdings, LLC	Ownership	51.000	UnitedHealth Group Incorporated	NO	

16.64



STATEMENT AS OF JUNE 30, 2024 OF THE UnitedHealthcare of Wisconsin, Inc.

**SCHEDULE Y**  
**PART 1A - DETAIL OF INSURANCE HOLDING COMPANY SYSTEM**

1	2	3	4	5	6	7	8	9	10	11	12	13	14	15	16
Group Code	Group Name	NAIC Company Code	ID Number	Federal RSSD	CIK	Name of Securities Exchange if Publicly Traded (U.S. or International)	Names of Parent, Subsidiaries Or Affiliates	Domi-ciliary Location	Relation-ship to Reporting Entity	Directly Controlled by (Name of Entity/Person)	Type of Control (Ownership, Board, Management, Attorney-in-Fact, Influence, Other)	If Control is Ownership Provide Percentage	Ultimate Controlling Entity(ies)/Person(s)	Is an SCA Filing Re-quired? (Yes/No)	*
		00000	33-0812827				Upland Outpatient Surgical Center, L.P.	CA	NIA	NSC Upland, LLC	Ownership	49.000	UnitedHealth Group Incorporated	NO	
		00000	26-0382877				Urgent Care Holdings, LLC	DE	NIA	Optum Clinics Holding Company, Inc.	Ownership	100.000	UnitedHealth Group Incorporated	NO	
		00000	26-3667220				Urgent Care MSO, LLC	DE	NIA	Urgent Care Holdings, LLC	Ownership	100.000	UnitedHealth Group Incorporated	NO	
		00000	75-2613230				Urology Associates of North Texas, P.L.L.C.	TX	NIA	USMD Affiliated Services	Ownership	100.000	UnitedHealth Group Incorporated	NO	
		00000	26-4163593				USHEALTH Administrators, LLC	DE	NIA	USHEALTH Group, Inc.	Ownership	100.000	UnitedHealth Group Incorporated	NO	
		00000	26-3887598				USHEALTH Advisors, LLC	TX	NIA	USHEALTH Group, Inc.	Ownership	100.000	UnitedHealth Group Incorporated	NO	
		00000	75-2225185				USHEALTH Funding, Inc.	DE	NIA	USHEALTH Group, Inc.	Ownership	100.000	UnitedHealth Group Incorporated	NO	
		00000	73-1165000				USHEALTH Group, Inc.	DE	NIA	Golden Rule Financial Corporation	Ownership	100.000	UnitedHealth Group Incorporated	NO	
		00000	20-8048861				USMD Administrative Services, L.L.C.	TX	NIA	USMD Inc.	Ownership	100.000	UnitedHealth Group Incorporated	NO	
		00000	27-2956222				USMD Affiliated Services	TX	NIA	USMD Inc.	Ownership	100.000	UnitedHealth Group Incorporated	NO	
		00000	27-2803133				USMD Diagnostic Services, LLC	TX	NIA	WellMed Networks, Inc.	Ownership	100.000	UnitedHealth Group Incorporated	NO	1
		00000	27-2866866				USMD Holdings, Inc.	DE	NIA	WellMed Medical Management, Inc.	Ownership	100.000	UnitedHealth Group Incorporated	NO	
		00000	20-3571243				USMD Hospital at Fort Worth, L.P.	TX	NIA	MAT-RX DEVELOPMENT, L.L.C.	Ownership	20.024	UnitedHealth Group Incorporated	NO	1
		00000	20-8050318				USMD Inc.	TX	NIA	USMD Holdings, Inc.	Ownership	100.000	UnitedHealth Group Incorporated	NO	
		00000	73-1662757				USMD of Arlington GP, L.L.C.	TX	NIA	MAT-RX DEVELOPMENT, L.L.C.	Ownership	100.000	UnitedHealth Group Incorporated	NO	1
		00000	35-2446102				USMD PPM, LLC	TX	NIA	USMD Inc.	Ownership	100.000	UnitedHealth Group Incorporated	NO	
		00000	38-3933009				Utah Health Care Group, LLC	UT	NIA	LHC Group, Inc.	Ownership	100.000	UnitedHealth Group Incorporated	NO	
		00000	87-0757396				Valley Physicians Network, Inc.	CA	NIA	PrimeCare Medical Network, Inc.	Ownership	100.000	UnitedHealth Group Incorporated	NO	
		00000	61-1761960				Valparaiso Home Care Services, LLC	DE	NIA	AF-CH-HH, LLC	Ownership	100.000	UnitedHealth Group Incorporated	NO	
		00000	85-0780051				Vascular Labs of the Rockies ASC, LLC	DE	NIA	SCA-VLR Holdings Company, LLC	Ownership	51.000	UnitedHealth Group Incorporated	NO	
		00000	32-0449695				Venice Home Care Services, LLC	DE	NIA	AF-CH-HH, LLC	Ownership	100.000	UnitedHealth Group Incorporated	NO	
		00000	81-4629242				Verta Management Services, LLC	DE	NIA	SCA-Verta, LLC	Ownership	100.000	UnitedHealth Group Incorporated	NO	
		00000	81-2820395				Via Vitae MSO, LLC	DE	NIA	OC Cardiology Practice Partners, LLC	Ownership	90.000	UnitedHealth Group Incorporated	NO	
		00000	26-3404003				Victoria Texas Home Care Services, LLC	DE	NIA	AF-CH-HH, LLC	Ownership	100.000	UnitedHealth Group Incorporated	NO	
		00000	98-1443076				Vida Integra S.p.A.	CHL	NIA	Banmedica S.A.	Ownership	100.000	UnitedHealth Group Incorporated	NO	
		00000	98-1443076				Vida Integra S.p.A.	CHL	NIA	Saden S.A.	Ownership	0.000	UnitedHealth Group Incorporated	NO	
		00000					Vida Tres S.A.	CHL	NIA	Clinica Dávila y Servicios Médicos S.p.A.	Ownership	0.000	UnitedHealth Group Incorporated	NO	
		00000					Vida Tres S.A.	CHL	NIA	Banmedica S.A.	Ownership	100.000	UnitedHealth Group Incorporated	NO	
		00000	27-1693889				Vicosoft, Inc.	WA	NIA	Change Healthcare Solutions, LLC	Ownership	100.000	UnitedHealth Group Incorporated	NO	
		00000	06-1762010				Virginia Health Care Group, LLC	VA	NIA	LHC Group, Inc.	Ownership	100.000	UnitedHealth Group Incorporated	NO	
		00000	06-1762015				Virginia HomeCare, LLC	VA	NIA	Virginia Health Care Group, LLC	Ownership	100.000	UnitedHealth Group Incorporated	NO	
		00000	38-4021697				Virginia In-Home Healthcare Partnership-I, LLC	VA	NIA	In-Home Healthcare Partnership, LLC	Ownership	100.000	UnitedHealth Group Incorporated	NO	
		00000					Virginia In-Home Healthcare Partnership-II, LLC	VA	NIA	In-Home Healthcare Partnership, LLC	Ownership	100.000	UnitedHealth Group Incorporated	NO	
		00000	30-0961866				Virginia In-Home Healthcare Partnership-III, LLC	VA	NIA	In-Home Healthcare Partnership, LLC	Ownership	100.000	UnitedHealth Group Incorporated	NO	
		00000	32-0513440				Virginia In-Home Healthcare Partnership-IV, LLC	VA	NIA	In-Home Healthcare Partnership, LLC	Ownership	100.000	UnitedHealth Group Incorporated	NO	
		00000	61-1810641				Virginia In-Home Healthcare Partnership-V, LLC	VA	NIA	In-Home Healthcare Partnership, LLC	Ownership	100.000	UnitedHealth Group Incorporated	NO	
		00000	32-0516972				Virginia In-Home Healthcare Partnership-VI, LLC	VA	NIA	In-Home Healthcare Partnership, LLC	Ownership	100.000	UnitedHealth Group Incorporated	NO	
		00000	38-4020777				Virginia In-Home Healthcare Partnership-VII, LLC	VA	NIA	In-Home Healthcare Partnership, LLC	Ownership	100.000	UnitedHealth Group Incorporated	NO	
		00000	37-1843673				Virginia In-Home Healthcare Partnership-VIII, LLC	VA	NIA	In-Home Healthcare Partnership, LLC	Ownership	100.000	UnitedHealth Group Incorporated	NO	
		00000	37-1844686				Virginia In-Home Healthcare Partnership-IX, LLC	VA	NIA	In-Home Healthcare Partnership, LLC	Ownership	100.000	UnitedHealth Group Incorporated	NO	
		00000	61-1814029				Virginia In-Home Healthcare Partnership-X, LLC	VA	NIA	In-Home Healthcare Partnership, LLC	Ownership	100.000	UnitedHealth Group Incorporated	NO	

STATEMENT AS OF JUNE 30, 2024 OF THE UnitedHealthcare of Wisconsin, Inc.

**SCHEDULE Y**  
**PART 1A - DETAIL OF INSURANCE HOLDING COMPANY SYSTEM**

1	2	3	4	5	6	7	8	9	10	11	12	13	14	15	16
Group Code	Group Name	NAIC Company Code	ID Number	Federal RSSD	CIK	Name of Securities Exchange if Publicly Traded (U.S. or International)	Names of Parent, Subsidiaries Or Affiliates	Domi-ciliary Location	Relation-ship to Reporting Entity	Directly Controlled by (Name of Entity/Person)	Type of Control (Ownership, Board, Management, Attorney-in-Fact, Influence, Other)	If Control is Ownership Provide Percentage	Ultimate Controlling Entity(ies)/Person(s)	Is an SCA Filing Re-quired? (Yes/No)	*
		00000	32-0580044				Virginia In-Home Healthcare Partnership-X, LLC	VA	NIA	In-Home Healthcare Partnership, LLC	Ownership	100.000	UnitedHealth Group Incorporated	NO	
		00000	36-4908131				Virginia In-Home Healthcare Partnership-XI, LLC	VA	NIA	Virginia Health Care Group, LLC	Ownership	100.000	UnitedHealth Group Incorporated	NO	
		00000	86-2505437				Virginia In-Home Healthcare Partnership-XII, LLC	VA	NIA	In-Home Healthcare Partnership, LLC	Ownership	100.000	UnitedHealth Group Incorporated	NO	
		00000	81-4811317				Virginia In-Home Partner-I, LLC	VA	NIA	Virginia In-Home Healthcare Partnership-I, LLC	Ownership	100.000	UnitedHealth Group Incorporated	NO	
		00000	81-4811408				Virginia In-Home Partner-II, LLC	VA	NIA	Virginia In-Home Healthcare Partnership-II, LLC	Ownership	100.000	UnitedHealth Group Incorporated	NO	
		00000	81-4888094				Virginia In-Home Partner-III, LLC	VA	NIA	Virginia In-Home Healthcare Partnership-III, LLC	Ownership	100.000	UnitedHealth Group Incorporated	NO	
		00000	32-0516324				Virginia In-Home Partner-IV, LLC	VA	NIA	Virginia In-Home Healthcare Partnership-IV, LLC	Ownership	100.000	UnitedHealth Group Incorporated	NO	
		00000	81-5294732				Virginia In-Home Partner-IX, LLC	VA	NIA	Virginia In-Home Healthcare Partnership-IX, LLC	Ownership	100.000	UnitedHealth Group Incorporated	NO	
		00000	81-4737123				Virginia In-Home Partner-V, LLC	VA	NIA	Virginia In-Home Healthcare Partnership-V, LLC	Ownership	100.000	UnitedHealth Group Incorporated	NO	
		00000	81-4737281				Virginia In-Home Partner-VI, LLC	VA	NIA	Virginia In-Home Healthcare Partnership-VI, LLC	Ownership	100.000	UnitedHealth Group Incorporated	NO	
		00000	81-4888210				Virginia In-Home Partner-VII, LLC	VA	NIA	Virginia In-Home Healthcare Partnership-VII, LLC	Ownership	100.000	UnitedHealth Group Incorporated	NO	
		00000	81-5294131				Virginia In-Home Partner-VIII, LLC	VA	NIA	Virginia In-Home Healthcare Partnership-VIII, LLC	Ownership	100.000	UnitedHealth Group Incorporated	NO	
		00000	83-2555935				Virginia In-Home Partner-X, LLC	VA	NIA	Virginia In-Home Healthcare Partnership-X, LLC	Ownership	100.000	UnitedHealth Group Incorporated	NO	
		00000	83-2040583				Virginia In-Home Partner-XI, LLC	VA	NIA	Virginia In-Home Healthcare Partnership-XI, LLC	Ownership	100.000	UnitedHealth Group Incorporated	NO	
		00000	86-2445798				Virginia In-Home Partner-XII, LLC	VA	NIA	Virginia In-Home Healthcare Partnership-XII, LLC	Ownership	100.000	UnitedHealth Group Incorporated	NO	
		00000	85-2278858				Virtua-SCA Holdings II, LLC	DE	NIA	SCA Outside New Jersey, LLC	Ownership	45.000	UnitedHealth Group Incorporated	NO	2
		00000	47-3247166				Virtua-SCA Holdings, LLC	NJ	NIA	SCA-New Jersey, LLC	Ownership	45.000	UnitedHealth Group Incorporated	NO	2
		00000	85-2408007				Vision NewCo, LLC	DE	NIA	TTCP-SR Holdings, Inc.	Ownership	75.540	UnitedHealth Group Incorporated	NO	
		00000	85-2408007				Vision NewCo, LLC	DE	NIA	Change Healthcare Solutions, LLC	Ownership	24.460	UnitedHealth Group Incorporated	NO	
		00000	20-5232641				Vital Hospice, Inc.	LA	NIA	Louisiana Health Care Group, L.L.C.	Ownership	100.000	UnitedHealth Group Incorporated	NO	
		00000	27-1348358				Vivify Health, Inc.	DE	NIA	OptumHealth Care Solutions, LLC	Ownership	100.000	UnitedHealth Group Incorporated	NO	
		00000	46-1558718				VPay Benefits Corporation	TX	NIA	VPay, Inc.	Ownership	100.000	UnitedHealth Group Incorporated	NO	
		00000	85-4390422				VPay Intermediate Holdings, LLC	DE	NIA	Optum Financial, Inc.	Ownership	100.000	UnitedHealth Group Incorporated	NO	
		00000	75-2405220				VPay, Inc.	TX	NIA	VPay Intermediate Holdings, LLC	Ownership	100.000	UnitedHealth Group Incorporated	NO	
		00000	47-3337811				Waco Ambulatory Surgery Center, LP	TX	NIA	NCP Cardiac Cath Lab of Waco, LP	Ownership	31.500	UnitedHealth Group Incorporated	NO	
		00000	47-3337811				Waco Ambulatory Surgery Center, LP	TX	NIA	Cardiac Cath Lab of Waco GP, LLC	Ownership	1.000	UnitedHealth Group Incorporated	NO	
		00000	36-4498777				Walnut Hill Surgery Center, LLC	TX	NIA	Surgical Care Affiliates, LLC	Influence	0.000	UnitedHealth Group Incorporated	NO	
		00000	58-1811796				Ware Visiting Nurses Service, Inc.	GA	NIA	Atlantic Homecare, Inc.	Ownership	100.000	UnitedHealth Group Incorporated	NO	
		00000	86-0462952				Warner Family Practice, P.C.	AZ	NIA	Physician United PLLC	Ownership	100.000	UnitedHealth Group Incorporated	NO	1
		00000	81-2110483				Washington D.C. Health Care Group, LLC	DC	NIA	LHC Group, Inc.	Ownership	100.000	UnitedHealth Group Incorporated	NO	
		00000	26-3811771				Washington Health Care Group, LLC	WA	NIA	LHC Group, Inc.	Ownership	100.000	UnitedHealth Group Incorporated	NO	
		00000	26-4568497				Washington HomeCare and Hospice of Central Basin, LLC	WA	NIA	Washington Health Care Group, LLC	Ownership	100.000	UnitedHealth Group Incorporated	NO	
		00000	20-4885028				Waukegan Hospice, LLC	DE	NIA	Illinois Home Care Holdings, LLC	Ownership	1.000	UnitedHealth Group Incorporated	NO	
		00000	20-4885028				Waukegan Hospice, LLC	DE	NIA	AFAM Holding Co, LLC	Ownership	99.000	UnitedHealth Group Incorporated	NO	
		00000	36-3469841				Wauwatosa Outpatient Surgery Center, LLC	DE	NIA	Surgery Centers-West Holdings, LLC	Ownership	100.000	UnitedHealth Group Incorporated	NO	
		00000	36-3469839				Wauwatosa Surgery Center, LLC	DE	NIA	Wauwatosa Outpatient Surgery Center, LLC	Ownership	20.000	UnitedHealth Group Incorporated	NO	2

16.66

STATEMENT AS OF JUNE 30, 2024 OF THE UnitedHealthcare of Wisconsin, Inc.

**SCHEDULE Y**  
**PART 1A - DETAIL OF INSURANCE HOLDING COMPANY SYSTEM**

1	2	3	4	5	6	7	8	9	10	11	12	13	14	15	16
Group Code	Group Name	NAIC Company Code	ID Number	Federal RSSD	CIK	Name of Securities Exchange if Publicly Traded (U.S. or International)	Names of Parent, Subsidiaries Or Affiliates	Domi-ciliary Location	Relation-ship to Reporting Entity	Directly Controlled by (Name of Entity/Person)	Type of Control (Ownership, Board, Management, Attorney-in-Fact, Influence, Other)	If Control is Ownership Provide Percentage	Ultimate Controlling Entity(ies)/Person(s)	Is an SCA Filing Re-quired? (Yes/No)	*
		00000	20-5429310				Wayland Square Surgicare Acquisition, L.P.	RI	NIA	Surgery Center Holding, LLC	Ownership	1.000	UnitedHealth Group Incorporated	NO	
		00000	20-5429310				Wayland Square Surgicare Acquisition, L.P.	RI	NIA	SC Affiliates, LLC	Ownership	.99.000	UnitedHealth Group Incorporated	NO	
		00000	75-2500274				Wayland Square Surgicare GP, Inc.	RI	NIA	Surgery Center Holding, LLC	Ownership	100.000	UnitedHealth Group Incorporated	NO	
		00000	46-2854394				Waypoint Minnesota PC	MN	NIA	Physician(s) Owned	Influence	0.000	UnitedHealth Group Incorporated	NO	1
		00000	26-3375892				Weatherford Home Care Services, LLC	DE	NIA	AFAM Holding Co, LLC	Ownership	100.000	UnitedHealth Group Incorporated	NO	
		00000	84-2233329				WellMed Florida Medicare ACO, LLC	TX	NIA	WellMed Network of Florida, Inc.	Ownership	100.000	UnitedHealth Group Incorporated	NO	1
		00000	45-2158334				WellMed Florida Services, PLLC	TX	NIA	WellMed Networks, Inc.	Ownership	100.000	UnitedHealth Group Incorporated	NO	1
		00000	84-2193803				WellMed Foundation Medicare ACO, LLC	TX	NIA	WellMed Network of Florida, Inc.	Ownership	100.000	UnitedHealth Group Incorporated	NO	1
		00000	74-2574229				WellMed Medical Group, P.A.	TX	NIA	Physician(s) Owned	Influence	0.000	UnitedHealth Group Incorporated	NO	1
		00000	74-2797745				WellMed Medical Management of Florida, Inc.	FL	NIA	WellMed Medical Management, Inc.	Ownership	100.000	UnitedHealth Group Incorporated	NO	
		00000	74-2786364				WellMed Medical Management, Inc.	TX	NIA	Collaborative Care Holdings, LLC	Ownership	.91.000	UnitedHealth Group Incorporated	NO	
		00000	84-2178104				WellMed MSSP ACO, LLC	TX	NIA	WellMed Networks, Inc.	Ownership	100.000	UnitedHealth Group Incorporated	NO	1
		00000	84-2204650				WellMed Network Medicare ACO, LLC	TX	NIA	WellMed Networks, Inc.	Ownership	100.000	UnitedHealth Group Incorporated	NO	1
		00000	35-2314192				WellMed Network of Florida, Inc.	TX	NIA	WellMed Networks, Inc.	Ownership	100.000	UnitedHealth Group Incorporated	NO	1
		00000	41-2250215				WellMed Networks - DFW, Inc.	TX	NIA	WellMed Networks, Inc.	Ownership	100.000	UnitedHealth Group Incorporated	NO	1
		00000	74-2889447				WellMed Networks, Inc.	TX	NIA	Physician(s) Owned	Influence	0.000	UnitedHealth Group Incorporated	NO	1
		00000	92-0183013				WellMed of Las Cruces, Inc.	TX	NIA	WellMed Networks, Inc.	Ownership	100.000	UnitedHealth Group Incorporated	NO	1
		00000	84-2219968				WellMed Texas Medicare ACO, LLC	TX	NIA	WellMed Networks, Inc.	Ownership	99.999	UnitedHealth Group Incorporated	NO	1
		00000	88-2731487				WellSpan-SCA Holdings, LLC	DE	NIA	SCA-Hagerstown, LLC	Ownership	49.000	UnitedHealth Group Incorporated	NO	2
		00000	27-2809113				West Coast Endoscopy Holdings, LLC	DE	NIA	SCA Surgery Holdings, LLC	Ownership	100.000	UnitedHealth Group Incorporated	NO	
		00000	26-1266308				West Grove Home Care, LLC	DE	NIA	AFAM Holding Co, LLC	Ownership	100.000	UnitedHealth Group Incorporated	NO	
		00000	26-2947894				West Tennessee HomeCare, LLC	TN	NIA	Tennessee Health Care Group, LLC	Ownership	67.000	UnitedHealth Group Incorporated	NO	
		00000	87-0748651				West Virginia Health Care Group, LLC	WV	NIA	LHC Group, Inc.	Ownership	100.000	UnitedHealth Group Incorporated	NO	
		00000	26-3043290				West Virginia HomeCare, LLC	WV	NIA	West Virginia Health Care Group, LLC	Ownership	100.000	UnitedHealth Group Incorporated	NO	
		00000	83-3393205				West Virginia Physical Therapy Services of Charleston, LLC	WV	NIA	West Virginia Health Care Group, LLC	Ownership	100.000	UnitedHealth Group Incorporated	NO	
		00000	20-2014700				Western Arizona Regional Home Health and Hospice, LLC	AZ	NIA	AF-CH-HH, LLC	Ownership	100.000	UnitedHealth Group Incorporated	NO	
		00000	06-1521999				Western Connecticut Orthopedic Surgical Center, LLC	CT	NIA	SCA-Western Connecticut, LLC	Ownership	58.722	UnitedHealth Group Incorporated	NO	
		00000	16-1365147				Western Region Health Corporation	NY	NIA	Bracor, Inc.	Ownership	100.000	UnitedHealth Group Incorporated	NO	
		00000	47-4468184				Westgreen Surgical Center, LLC	TX	NIA	SCA Westgreen Holdings, LLC	Ownership	51.001	UnitedHealth Group Incorporated	NO	
		00000	47-4468184				Westgreen Surgical Center, LLC	TX	NIA	SC Affiliates, LLC	Ownership	48.999	UnitedHealth Group Incorporated	NO	
		00000	85-3312235				WestHealth JV Holdings, LLC	DE	NIA	SCA West Health Holdings, LLC	Ownership	30.000	UnitedHealth Group Incorporated	NO	2
		00000	37-1763155				WestHealth Surgery Center, LLC	IN	NIA	WestHealth JV Holdings, LLC	Ownership	51.000	UnitedHealth Group Incorporated	NO	2
		00000	45-0636596				WESTMED Practice Partners LLC	DE	NIA	Collaborative Care Holdings, LLC	Ownership	100.000	UnitedHealth Group Incorporated	NO	
		00000	26-0274385				Wetzel County HomeCare, LLC	WV	NIA	West Virginia Health Care Group, LLC	Ownership	100.000	UnitedHealth Group Incorporated	NO	
		00000	47-1823557				Wichita ASC, LP	DE	NIA	Cardiac Cath Lab of Wichita, LP	Ownership	100.000	UnitedHealth Group Incorporated	NO	
		00000	20-5280925				Wichita Falls Texas Home Care, LLC	TX	NIA	AFAM Holding Co, LLC	Ownership	100.000	UnitedHealth Group Incorporated	NO	
		00000	26-3594822				Wilkes-Barre Home Care Services, LLC	DE	NIA	AF-CH-HH, LLC	Ownership	100.000	UnitedHealth Group Incorporated	NO	
		00000	16-1202250				Willcare Consumer Directed, Inc.	NY	NIA	LHCG New York Holdings, LLC	Ownership	100.000	UnitedHealth Group Incorporated	NO	
		00000	36-4440488				Willcare, Inc.	NY	NIA	Bracor, Inc.	Ownership	100.000	UnitedHealth Group Incorporated	NO	
		00000	88-1643733				Williamsville Consulting, L.L.C.	NY	NIA	Physicians Endoscopy, L.L.C.	Ownership	39.070	UnitedHealth Group Incorporated	NO	2
		00000	27-4816583				Willow Park Endoscopy Center, LLC	TX	NIA	Surgical Care Affiliates, LLC	Influence	0.000	UnitedHealth Group Incorporated	NO	
		00000	46-2578657				Wilson Creek Surgical Center, LLC	TX	NIA	Surgical Care Affiliates, LLC	Influence	0.000	UnitedHealth Group Incorporated	NO	
		00000	85-3366699				Wisconsin Health Care Group, LLC	WI	NIA	LHC Group, Inc.	Ownership	100.000	UnitedHealth Group Incorporated	NO	
		00000	27-1260681				Woodbury Surgery Center, LLC	IN	NIA	SCA Woodbury Holdings, LLC	Ownership	64.512	UnitedHealth Group Incorporated	NO	2
		00000	26-3375945				Woods Home Health, LLC	TN	NIA	Tennessee Health Care Group, LLC	Ownership	100.000	UnitedHealth Group Incorporated	NO	
		00000	26-3375945				Woodward Home Care Services, LLC	DE	NIA	AFAM Holding Co IV, LLC	Ownership	100.000	UnitedHealth Group Incorporated	NO	

STATEMENT AS OF JUNE 30, 2024 OF THE UnitedHealthcare of Wisconsin, Inc.

**SCHEDULE Y**  
**PART 1A - DETAIL OF INSURANCE HOLDING COMPANY SYSTEM**

1	2	3	4	5	6	7	8	9	10	11	12	13	14	15	16
Group Code	Group Name	NAIC Company Code	ID Number	Federal RSSD	CIK	Name of Securities Exchange if Publicly Traded (U.S. or International)	Names of Parent, Subsidiaries Or Affiliates	Domi-ciliary Loca-tion	Relation-ship to Reporting Entity	Directly Controlled by (Name of Entity/Person)	Type of Control (Ownership, Board, Management, Attorney-in-Fact, Influence, Other)	If Control is Ownership Provide Percentage	Ultimate Controlling Entity(ies)/Person(s)	Is an SCA Filing Re-quired? (Yes/No)	*
		00000	85-3596917				Wyoming Health Care Group, LLC	.. WY.....	..... NIA.....	LHC Group, Inc.	Ownership.....	100.000	UnitedHealth Group Incorporated	..... NO.....	
		00000	52-2102846				XLHealth Corporation	.. MD.....	..... NIA.....	United HealthCare Services, Inc.	Ownership.....	100.000	UnitedHealth Group Incorporated	..... NO.....	
		00000	98-1107695				XLHealth Corporation India Private Limited	.. IND.....	..... NIA.....	XLHealth Corporation	Ownership.....	99.998	UnitedHealth Group Incorporated	..... NO.....	
		00000	98-1107695				XLHealth Corporation India Private Limited	.. IND.....	..... NIA.....	UnitedHealth International, Inc.	Ownership.....	0.002	UnitedHealth Group Incorporated	..... NO.....	
		00000	46-3537245				XLHome Michigan, P.C.	.. MI.....	..... NIA.....	Physician(s) Owned	Influence.....	0.000	UnitedHealth Group Incorporated	..... NO.....	1
		00000	45-5530241				XLHome Northeast, P.C.	.. NJ.....	..... NIA.....	Physician(s) Owned	Influence.....	0.000	UnitedHealth Group Incorporated	..... NO.....	1
		00000	46-2931689				XLHome Oklahoma, Inc.	.. OK.....	..... NIA.....	Physician(s) Owned	Influence.....	0.000	UnitedHealth Group Incorporated	..... NO.....	1
		00000	27-3543997				XLHome, P.C.	.. MD.....	..... NIA.....	Physician(s) Owned	Influence.....	0.000	UnitedHealth Group Incorporated	..... NO.....	1
		00000	81-2385235				Xplor Counseling, LLC	.. HI.....	..... NIA.....	Refresh Mental Health, Inc.	Ownership.....	100.000	UnitedHealth Group Incorporated	..... NO.....	
		00000	30-0708462				York Home Care Services, LLC	.. DE.....	..... NIA.....	AFAM Holding Co, LLC	Ownership.....	100.000	UnitedHealth Group Incorporated	..... NO.....	
		00000	99-1074356				Yorktown ASO LLC	.. DE.....	..... NIA.....	Ambulatory Partner Holdings, LLC	Ownership.....	.55.000	UnitedHealth Group Incorporated	..... NO.....	
		00000	46-0857425				Yorkville Endoscopy, LLC	.. NY.....	..... NIA.....	Physician(s) Owned	Influence.....	0.000	UnitedHealth Group Incorporated	..... NO.....	1
		00000	27-5284765				Youngstown Home Care Services, LLC	.. DE.....	..... NIA.....	AFAM Holding Co, LLC	Ownership.....	100.000	UnitedHealth Group Incorporated	..... NO.....	

Asterisk	Explanation
1	Represents a physician or physicians' owned entity (with respect to the ultimate controlling entity), where the entity is deemed to be influenced by the ultimate controlling entity.
2	Represents a minority-owned entity (with respect to the controlling entity), where the entity is deemed to be influenced by the ultimate controlling entity.

# SUPPLEMENTAL EXHIBITS AND SCHEDULES INTERROGATORIES

The following supplemental reports are required to be filed as part of your statement filing. However, in the event that your company does not transact the type of business for which the special report must be filed, your response of NO to the specific interrogatory will be accepted in lieu of filing a "NONE" report and a bar code will be printed below. If the supplement is required of your company but is not being filed for whatever reason enter SEE EXPLANATION and provide an explanation following the interrogatory questions.

	Response
1. Will the Medicare Part D Coverage Supplement be filed with the state of domicile and the NAIC with this statement? .....	NO

**AUGUST FILING**

2. Will the regulator-only (non-public) Communication of Internal Control Related Matters Noted in Audit be filed with the state of domicile and electronically with the NAIC (as a regulator-only non-public document) by August 1? The response for 1st and 3rd quarters should be N/A. A NO response resulting with a bar code is only appropriate in the 2nd quarter. ....	YES
--	-----

Explanation:

1.

Bar Code:

1. Medicare Part D Coverage Supplement [Document Identifier 365]



**OVERFLOW PAGE FOR WRITE-INS**

Additional Write-ins for Assets Line 25

	Current Statement Date			4 Prior Year Net Admitted Assets
	1 Assets	2 Nonadmitted Assets	3 Net Admitted Assets (Cols. 1 - 2)	
2504. Service Fee Billing .....	3,334	3,334	0	0
2597. Summary of remaining write-ins for Line 25 from overflow page	3,334	3,334	0	0

**SCHEDULE A - VERIFICATION**

Real Estate

	1 Year to Date	2 Prior Year Ended December 31
1. Book/adjusted carrying value, December 31 of prior year .....		
2. Cost of acquired:		
2.1 Actual cost at time of acquisition .....		
2.2 Additional investment made after acquisition .....		
3. Current year change in encumbrances .....		
4. Total gain (loss) on disposals .....		
5. Deduct amounts received on disposals .....		
6. Total foreign exchange change in book/adjusted carrying value .....		
7. Deduct current year's other than temporary impairment recognized .....		
8. Deduct current year's depreciation .....		
9. Book/adjusted carrying value at the end of current period (Lines 1+2+3+4-5+6-7-8) .....		
10. Deduct total nonadmitted amounts .....		
11. Statement value at end of current period (Line 9 minus Line 10)		

**NONE**

**SCHEDULE B - VERIFICATION**

Mortgage Loans

	1 Year to Date	2 Prior Year Ended December 31
1. Book value/recorded investment excluding accrued interest, December 31 of prior year .....		
2. Cost of acquired:		
2.1 Actual cost at time of acquisition .....		
2.2 Additional investment made after acquisition .....		
3. Capitalized deferred interest and other .....		
4. Accrual of discount .....		
5. Unrealized valuation increase/(decrease) .....		
6. Total gain (loss) on disposals .....		
7. Deduct amounts received on disposals .....		
8. Deduct amortization of premium and mortgage interest points and commitment fees .....		
9. Total foreign exchange change in book value/recorded investment excluding accrued interest .....		
10. Deduct current year's other than temporary impairment recognized .....		
11. Book value/recorded investment excluding accrued interest at end of current period (Lines 1+2+3+4+5+6-7-8+9-10) .....		
12. Total valuation allowance .....		
13. Subtotal (Line 11 plus Line 12) .....		
14. Deduct total nonadmitted amounts .....		
15. Statement value at end of current period (Line 13 minus Line 14)		

**NONE**

**SCHEDULE BA - VERIFICATION**

Other Long-Term Invested Assets

	1 Year to Date	2 Prior Year Ended December 31
1. Book/adjusted carrying value, December 31 of prior year .....		
2. Cost of acquired:		
2.1 Actual cost at time of acquisition .....		
2.2 Additional investment made after acquisition .....		
3. Capitalized deferred interest and other .....		
4. Accrual of discount .....		
5. Unrealized valuation increase/(decrease) .....		
6. Total gain (loss) on disposals .....		
7. Deduct amounts received on disposals .....		
8. Deduct amortization of premium and depreciation .....		
9. Total foreign exchange change in book/adjusted carrying value .....		
10. Deduct current year's other than temporary impairment recognized .....		
11. Book/adjusted carrying value at end of current period (Lines 1+2+3+4+5+6-7-8+9-10) .....		
12. Deduct total nonadmitted amounts .....		
13. Statement value at end of current period (Line 11 minus Line 12)		

**NONE**

**SCHEDULE D - VERIFICATION**

Bonds and Stocks

	1 Year to Date	2 Prior Year Ended December 31
1. Book/adjusted carrying value of bonds and stocks, December 31 of prior year .....	2,466,307,946	1,998,121,014
2. Cost of bonds and stocks acquired .....	628,149,856	950,943,035
3. Accrual of discount .....	3,866,906	3,499,846
4. Unrealized valuation increase/(decrease) .....	978,462	5,583,572
5. Total gain (loss) on disposals .....	2,471,455	3,452,374
6. Deduct consideration for bonds and stocks disposed of .....	401,294,313	483,830,436
7. Deduct amortization of premium .....	5,390,734	9,618,436
8. Total foreign exchange change in book/adjusted carrying value .....	0	0
9. Deduct current year's other than temporary impairment recognized .....	25,597	1,881,594
10. Total investment income recognized as a result of prepayment penalties and/or acceleration fees .....	19,531	38,571
11. Book/adjusted carrying value at end of current period (Lines 1+2+3+4+5-6-7+8-9+10) .....	2,695,083,512	2,466,307,946
12. Deduct total nonadmitted amounts .....	0	0
13. Statement value at end of current period (Line 11 minus Line 12)	2,695,083,512	2,466,307,946

STATEMENT AS OF JUNE 30, 2024 OF THE UnitedHealthcare of Wisconsin, Inc.

**SCHEDULE D - PART 1B**

Showing the Acquisitions, Dispositions and Non-Trading Activity  
During the Current Quarter for all Bonds and Preferred Stock by NAIC Designation

NAIC Designation	1 Book/Adjusted Carrying Value Beginning of Current Quarter	2 Acquisitions During Current Quarter	3 Dispositions During Current Quarter	4 Non-Trading Activity During Current Quarter	5 Book/Adjusted Carrying Value End of First Quarter	6 Book/Adjusted Carrying Value End of Second Quarter	7 Book/Adjusted Carrying Value End of Third Quarter	8 Book/Adjusted Carrying Value December 31 Prior Year
<b>BONDS</b>								
1. NAIC 1 (a) .....	2,497,143,587	5,200,674,187	4,907,655,899	9,296,717	2,497,143,587	2,799,458,592	0	2,452,949,812
2. NAIC 2 (a) .....	397,807,808	25,447,568	33,416,643	5,961,387	397,807,808	395,800,120	0	385,355,593
3. NAIC 3 (a) .....	50,358,265	2,373,779	2,663,792	(927,027)	50,358,265	49,141,225	0	48,884,580
4. NAIC 4 (a) .....	21,642,514	2,116,729	3,172,825	(2,240,271)	21,642,514	18,346,147	0	22,082,206
5. NAIC 5 (a) .....	1,877,516	0	976,209	638,256	1,877,516	1,539,563	0	1,198,623
6. NAIC 6 (a) .....	12,750	0	0	(5,250)	12,750	7,500	0	12,750
7. Total Bonds	2,968,842,440	5,230,612,263	4,947,885,368	12,723,812	2,968,842,440	3,264,293,147	0	2,910,483,564
<b>PREFERRED STOCK</b>								
8. NAIC 1 .....	0	0	0	0	0	0	0	0
9. NAIC 2 .....	0	0	0	0	0	0	0	0
10. NAIC 3 .....	0	0	0	0	0	0	0	0
11. NAIC 4 .....	0	0	0	0	0	0	0	0
12. NAIC 5 .....	0	0	0	0	0	0	0	0
13. NAIC 6 .....	0	0	0	0	0	0	0	0
14. Total Preferred Stock .....	0	0	0	0	0	0	0	0
15. Total Bonds and Preferred Stock	2,968,842,440	5,230,612,263	4,947,885,368	12,723,812	2,968,842,440	3,264,293,147	0	2,910,483,564

(a) Book/Adjusted Carrying Value column for the end of the current reporting period includes the following amount of short-term and cash equivalent bonds by NAIC designation:

NAIC 1 \$ 523,022,370 ; NAIC 2 \$ 46,187,254 ; NAIC 3 \$ 0 ; NAIC 4 \$ 0 ; NAIC 5 \$ 0 ; NAIC 6 \$ 0

S102



**SCHEDULE DA - PART 1**

Short-Term Investments

	1	2	3	4	5
	Book/Adjusted Carrying Value	Par Value	Actual Cost	Interest Collected Year-to-Date	Paid for Accrued Interest Year-to-Date
7709999999 Totals	197,046,982	xxx	194,880,908	650,792	182,185

**SCHEDULE DA - VERIFICATION**

Short-Term Investments

	1	2
	Year To Date	Prior Year Ended December 31
1. Book/adjusted carrying value, December 31 of prior year .....	223,001,756	115,164,558
2. Cost of short-term investments acquired .....	177,308,149	416,174,044
3. Accrual of discount .....	3,988,389	9,405,129
4. Unrealized valuation increase/(decrease) .....	0	0
5. Total gain (loss) on disposals .....	16,581	888
6. Deduct consideration received on disposals .....	207,260,989	317,727,000
7. Deduct amortization of premium .....	6,904	15,863
8. Total foreign exchange change in book/adjusted carrying value .....	0	0
9. Deduct current year's other than temporary impairment recognized .....	0	0
10. Book/adjusted carrying value at end of current period (Lines 1+2+3+4+5-6-7+8-9) .....	197,046,982	223,001,756
11. Deduct total nonadmitted amounts .....	0	0
12. Statement value at end of current period (Line 10 minus Line 11)	197,046,982	223,001,756

Schedule DB - Part A - Verification - Options, Caps, Floors, Collars, Swaps and Forwards

**N O N E**

Schedule DB - Part B - Verification - Futures Contracts

**N O N E**

Schedule DB - Part C - Section 1 - Replication (Synthetic Asset) Transactions (RSATs) Open

**N O N E**

Schedule DB-Part C-Section 2-Reconciliation of Replication (Synthetic Asset) Transactions Open

**N O N E**

Schedule DB - Verification - Book/Adjusted Carrying Value, Fair Value and Potential Exposure of  
Derivatives

**N O N E**

**SCHEDULE E - PART 2 - VERIFICATION**

(Cash Equivalents)

	1	2
	Year To Date	Prior Year Ended December 31
1. Book/adjusted carrying value, December 31 of prior year .....	662,284,726	582,071,248
2. Cost of cash equivalents acquired .....	12,901,270,042	29,699,317,083
3. Accrual of discount .....	17,054,553	3,658,061
4. Unrealized valuation increase/(decrease) .....	0	0
5. Total gain (loss) on disposals .....	17,793	(8,040)
6. Deduct consideration received on disposals .....	13,091,176,577	29,622,753,626
7. Deduct amortization of premium .....	0	0
8. Total foreign exchange change in book/adjusted carrying value .....	0	0
9. Deduct current year's other than temporary impairment recognized .....	0	0
10. Book/adjusted carrying value at end of current period (Lines 1+2+3+4+5-6-7+8-9) .....	489,450,537	662,284,726
11. Deduct total nonadmitted amounts .....	0	0
12. Statement value at end of current period (Line 10 minus Line 11)	489,450,537	662,284,726

Schedule A - Part 2 - Real Estate Acquired and Additions Made

**N O N E**

Schedule A - Part 3 - Real Estate Disposed

**N O N E**

Schedule B - Part 2 - Mortgage Loans Acquired and Additions Made

**N O N E**

Schedule B - Part 3 - Mortgage Loans Disposed, Transferred or Repaid

**N O N E**

Schedule BA - Part 2 - Other Long-Term Invested Assets Acquired and Additions Made

**N O N E**

Schedule BA - Part 3 - Other Long-Term Invested Assets Disposed, Transferred or Repaid

**N O N E**

STATEMENT AS OF JUNE 30, 2024 OF THE UnitedHealthcare of Wisconsin, Inc.

**SCHEDULE D - PART 3**

Show All Long-Term Bonds and Stock Acquired During the Current Quarter

1	2	3	4	5	6	7	8	9	10
CUSIP Identification	Description	Foreign	Date Acquired	Name of Vendor	Number of Shares of Stock	Actual Cost	Par Value	Paid for Accrued Interest and Dividends	NAIC Designation, NAIC Designation Modifier and SVO Administrative Symbol
38381J-D7-9	GNMA GNR 2023-175 KC CMBS 4.500% 01/16/65		04/02/2024	JP Morgan Chase		948,165	996,184	498	1.A
38381J-LH-8	GNMA GNR 2023-104 AB CMBS 4.000% 10/16/62		06/06/2024	Wachovia Bank		1,073,504	1,139,280	1,266	1.A
91282C-JZ-5	US Treasury Note 4.000% 02/15/34		04/15/2024	Merrill Lynch		3,326,518	3,500,000	23,462	1.A
<b>0109999999. Subtotal - Bonds - U.S. Governments</b>						<b>5,348,187</b>	<b>5,635,464</b>	<b>25,226</b>	<b>XXX</b>
546417-HT-6	LOUISIANA ST GO Call 5.000% 05/01/37		04/10/2024	JP Morgan Chase		12,559,875	10,795,000	0	1.C FE
97705M-L2-9	WISCONSIN ST GO Call 5.000% 05/01/38		06/26/2024	Merrill Lynch		5,759,200	5,000,000	15,278	1.B FE
<b>0509999999. Subtotal - Bonds - U.S. States, Territories and Possessions</b>						<b>18,319,075</b>	<b>15,795,000</b>	<b>15,278</b>	<b>XXX</b>
64966S-ES-1	NEW YORK NY GO Non Call 2.023% 08/01/32		04/11/2024	Tax Free Exchange		660,000	660,000	2,596	1.A
64966S-FC-5	NEW YORK NY GO Non Call 2.023% 08/01/32		04/11/2024	Tax Free Exchange		340,000	340,000	1,337	1.C FE
<b>0709999999. Subtotal - Bonds - U.S. Political Subdivisions of States, Territories and Possessions</b>						<b>1,000,000</b>	<b>1,000,000</b>	<b>3,933</b>	<b>XXX</b>
13068X-LN-7	CALIFORNIA ST PUBLIC WKS BRD L Rev Bond Non Call 4.992% 04/01/31		04/05/2024	Barclays Group Inc.		1,695,000	1,695,000	0	1.D FE
16639E-BR-4	CHESTERFIELD CNTY VA ECON DEV Rev Bond Call 5.000% 04/01/40		06/26/2024	Wachovia Bank		5,537,637	4,900,000	0	1.B FE
30312C-AF-0	FRETE 2019-ML06 TRUST FRETE 2019-ML06 AUS CMBS 2.543% 06/25/37		04/10/2024	Wachovia Bank		2,138,587	2,572,615	2,544	1.B FE
3132DN-VH-2	FHLMC Pool SD1548 MBS 3.500% 08/01/52		02/03/2023	Mizuho Investor Sec Co		(4,654)	0	0	1.A
3132DN-WF-5	FHLMC Pool SD8266 MBS 4.500% 11/01/52		04/01/2024	CitiGroup		3,206,764	3,382,774	846	1.A
3137H9-JN-0	FHLMC FRETE 2022-ML13 AUS CMBS 3.125% 09/25/36		04/10/2024	Wachovia Bank		859,087	976,235	1,186	1.B FE
3137HA-SQ-0	FRETE 2023-ML15 TRUST FRETE 2023-ML18 ACA CMBS 2.250% 09/25/37		04/10/2024	Wachovia Bank		1,492,704	1,887,819	1,652	1.B FE
3140NV-JY-4	FNMA Pool BZ1178 MBS 5.810% 06/01/31		05/28/2024	JP Morgan Chase		1,693,082	1,681,000	6,240	1.A
3140QP-TZ-0	FNMA Pool CB4167 MBS 5.000% 07/01/52		04/02/2024	CitiGroup		3,411,316	3,477,608	1,449	1.A
3140QP-YD-3	FNMA Pool CB4307 MBS 5.000% 08/01/52		04/10/2024	Morgan Stanley		3,775,310	3,895,838	7,575	1.A
3140QO-NX-9	FNMA Pool CB4905 MBS 5.500% 10/01/52		04/08/2024	BNP Paribas Securities Corp		3,705,901	3,701,274	5,655	1.A
3140XN-E8-3	FNMA Pool FS6458 MBS 6.000% 11/01/53		06/27/2024	Mizuho Investor Sec Co		2,907,538	2,861,926	12,879	1.A
31418E-KS-8	FNMA Pool MA4804 MBS 4.000% 11/01/52		04/05/2024	Morgan Stanley		4,822,593	5,250,420	4,667	1.A
31418E-Q8-6	FNMA Pool MA4978 MBS 5.000% 04/01/53		04/03/2024	Goldman Sachs		3,281,610	3,382,013	1,879	1.A
3142GR-LC-2	FHLMC Pool RJ1222 MBS 6.000% 04/01/54		06/27/2024	Wachovia Bank		3,019,790	2,973,789	13,382	1.A
35833J-AJ-6	FRETE 2021-ML10 TRUST FRETE 2021-ML10 ACA CMBS 2.046% 06/25/38		04/10/2024	Wachovia Bank		891,121	1,158,770	922	1.B FE
913366-KV-1	UNIV OF CALIFORNIA CA RGTS MED Rev Bond Cont Call MW 4.132% 05/15/32		04/11/2024	Raymond James & Assoc		3,034,042	3,235,000	55,696	1.D FE
91514A-LU-7	UNIV OF TEXAS TX UNIV REVENUES Rev Bond Call 5.000% 08/15/35		04/17/2024	JP Morgan Chase		9,062,075	7,750,000	0	1.A FE
<b>0909999999. Subtotal - Bonds - U.S. Special Revenues</b>						<b>54,529,503</b>	<b>54,782,081</b>	<b>116,572</b>	<b>XXX</b>
00138C-AY-4	COREBRIDGE GLOB FUNDING Corp Note Non Call 144A 5.350% 06/24/26		06/18/2024	Merrill Lynch		1,109,423	1,110,000	0	1.F FE
019576-AD-9	ALLIED UNIVERSAL HOLDCO Corp Note Call MW 144A 7.875% 02/15/31		05/08/2024	Various		22,950	23,000	471	4.C FE
031162-DR-8	AMGEN INC Corp Note Call MW 5.250% 03/02/33		06/26/2024	Morgan Stanley		2,500,850	2,500,000	41,927	2.A FE
04033H-AC-9	ARI Fleet Lease Trust ARIFL 2024-B A3 ABS 144A 5.260% 04/15/33		06/04/2024	JP Morgan Chase		99,988	100,000	0	1.A FE
05508W-AC-9	B&G FOODS INC Corp Note Call MW 144A 8.000% 09/15/28		06/27/2024	Barclays Group Inc.		13,065	13,000	338	4.A FE
05825X-AA-7	BALDWIN INSUR GRP/FIN Corp Note Call MW 144A 7.125% 05/15/31		05/10/2024	JP Morgan Chase		11,000	11,000	0	4.C FE
06051G-HW-2	BANK OF AMER CRP Corp Note Call MW 2.456% 10/22/25		05/28/2024	Merrill Lynch		3,808,722	3,861,000	9,746	1.G FE
06051G-MA-4	BANK OF AMER CRP Corp Note Call MW 5.468% 01/23/35		06/26/2024	Merrill Lynch		1,905,662	1,900,000	44,443	1.E FE
065403-BB-2	BANK 2019-BN17 A 2019-BN17 A3 CMBS 3.456% 04/15/52		05/01/2024	Interest Capitalization		0	0	0	1.A FM
066043-AB-6	Bank5 BANK5 2024-5YR6 A3 CMBS 6.225% 05/15/57		04/19/2024	JP Morgan Chase		2,162,313	2,120,000	1,823	1.A FE
08161C-AB-7	BENCHMARK MORTGA BMARK 2018-B2 A2 CMBS 3.662% 02/15/51		05/01/2024	Interest Capitalization		0	0	0	1.A FM
10921U-2C-1	BRIGHTSE FIN GLBL FUND Corp Note Non Call 144A 1.550% 05/24/26		04/09/2024	Keybank Capital Markets		1,011,661	1,105,000	6,518	1.G FE
109696-AC-8	BRINK'S CO/THE Corp Note Call MW 144A 6.500% 06/15/29		06/05/2024	JP Morgan Chase		55,000	55,000	0	3.C FE
109696-AD-6	BRINK'S CO/THE Corp Note Call MW 144A 6.750% 06/15/32		06/05/2024	JP Morgan Chase		83,000	83,000	0	3.B FE
120568-BB-5	BUNGE LTD FIN CP Corp Note Call MW 1.630% 08/17/25		06/25/2024	Cantor Fitzgerald		698,238	730,000	4,264	2.B FE
140944-AA-7	CAPSTONE BORROWER INC Corp Note Call MW 144A 8.000% 06/15/30		05/09/2024	Morgan Stanley		26,390	26,000	872	4.B FE
14688P-AD-6	Carvana Auto Receivables Trust CRVNA 2024-P2 A4 ABS 5.210% 06/10/30		06/27/2024	Wachovia Bank		2,004,609	2,000,000	4,631	1.A FE
16144B-AC-2	Chase Auto Owner Trust CHAOT 2024-1A A3 ABS 144A 5.130% 05/25/29		06/27/2024	Merrill Lynch		2,443,122	2,444,363	1,045	1.A FE

E04

STATEMENT AS OF JUNE 30, 2024 OF THE UnitedHealthcare of Wisconsin, Inc.

**SCHEDULE D - PART 3**

Show All Long-Term Bonds and Stock Acquired During the Current Quarter

1	2	3	4	5	6	7	8	9	10
CUSIP Identification	Description	Foreign	Date Acquired	Name of Vendor	Number of Shares of Stock	Actual Cost	Par Value	Paid for Accrued Interest and Dividends	NAIC Designation, NAIC Designation Modifier and SVO Administrative Symbol
161931-AE-0	Chase Mortgage Finance Corpora CHASE 2024-6 A5 RMBS 144A 6.000% 05/25/55		06/21/2024	JP Morgan Chase		1,476,456	1,500,000	6,250	1.A FE
17305E-GS-8	Citibank Credit Card Issuance CCCIT 2018-A7 A7 ABS 3.960% 10/13/30		04/10/2024	MJFG Securities		2,857,031	3,000,000	59,070	1.A FE
18912U-AC-6	CLOUD SOFTWARE GRP INC Corp Note Call MW 144A 8.250% 06/30/32		05/08/2024	UBS Financial Services		264,000	264,000	0	4.B FE
193938-AB-3	College Ave Student Loans CASL 2023-A A2 ABS 144A 5.330% 05/25/55		06/13/2024	Goldman Sachs		1,297,408	1,307,212	3,677	1.A FE
20600D-AA-1	CONCENTRA ESCROW ISSUER Corp Note Call MW 144A 6.875% 07/15/32		06/26/2024	JP Morgan Chase		35,000	35,000	0	4.B FE
22208W-AA-1	HUDSON AUTOMOTIVE GROUP Corp Note Call MW 144A 8.000% 05/15/32		05/07/2024	Merrill Lynch		33,160	33,000	0	4.A FE
233851-CB-8	DAIMLER FINANCE Corp Note MW 144A 3.500% 08/03/25		05/28/2024	Wells Fargo		2,753,766	2,816,000	31,758	1.F FE
24422E-XP-9	JOHN DEERE CAPITAL CORP Corp Note Non Call 5.100% 04/11/34		04/08/2024	HSBC Securities Inc		1,149,287	1,150,000	0	1.E FE
24702G-AE-5	Dell Equipment Finance Trust DEFT 2024-1 A3 ABS 144A 5.390% 03/22/30		04/08/2024	Barclays Group Inc.		309,993	310,000	0	1.A FE
26873C-AB-8	EMRLD BOR / EMRLD CO-ISS Corp Note Call 144A 6.750% 07/15/31		06/18/2024	Barclays Group Inc.		80,000	80,000	0	3.C FE
28627L-AA-5	ELFI Graduate Loan Program LLC ELFI 2024-A A ABS 144A 5.560% 08/25/49		06/18/2024	Merrill Lynch		1,525,514	1,526,000	0	1.A FE
29374L-AC-4	Enterprise Fleet Financing LLC EFF 2023-3 A3 ABS 144A 6.410% 06/20/30		04/26/2024	FCStone Financial		1,281,152	1,250,000	2,226	1.A FE
29375N-AC-9	Enterprise Fleet Financing LLC EFF 2023-2 A3 ABS 144A 5.500% 04/22/30		04/25/2024	Mitsubishi Bank LTD		775,599	778,000	1,070	1.A FE
29375R-AD-8	Enterprise Fleet Financing LLC EFF 2024-2 A4 ABS 144A 5.690% 12/20/30		04/26/2024	Various		2,414,169	2,414,000	0	1.A FE
29444U-BL-9	EQUINIX INC Corp Note Call MW 1.550% 03/15/28		05/29/2024	JP Morgan Chase		865,880	1,000,000	3,229	2.B FE
29449W-AA-5	EQUITABLE FINANCIAL LIFE Corp Note Non Call 144A 1.400% 07/07/25		05/24/2024	FCStone Financial		1,188,527	1,245,000	6,875	1.E FE
29605J-AA-4	ESAB CORP Corp Note Call MW 144A 6.250% 04/15/29		04/03/2024	Market Axess		69,355	69,000	0	3.A FE
31556T-AA-7	FERTITTA ENT LLC Corp Note Call MW 144A 4.625% 01/15/29		04/24/2024	Jefferies and Company		2,719	3,000	39	4.B FE
34528Q-JF-2	Ford Credit Floorplan Master 0 FORDF 2024-2 A ABS 144A 5.240% 04/15/31		05/07/2024	Barclays Group Inc.		2,735,941	2,736,000	0	1.A FE
34533B-AA-8	Ford Credit Auto Owner Trust/F FORDR 2024-1 A ABS 144A 4.870% 08/15/36		04/10/2024	Harris Nesbitt Corp		3,736,469	3,800,000	13,880	1.A FE
34960P-AE-1	FORTRESS TRANS & INFRAST Corp Note Call MW 144A 7.875% 12/01/30		05/01/2024	Jefferies and Company		8,350	8,000	284	3.C FE
34960P-AF-8	FORTRESS TRANS & INFRAST Corp Note Call MW 144A 7.000% 05/01/31		04/02/2024	Morgan Stanley		348,000	348,000	0	3.C FE
34960P-AG-6	FORTRESS TRANS & INFRAST Corp Note Call MW 144A 7.000% 06/15/32		06/03/2024	JP Morgan Chase		222,000	222,000	0	3.C FE
34966M-AA-0	FORTRESS INTERMEDIATE Corp Note Call MW 144A 7.500% 06/01/31		05/09/2024	CitiGroup		81,000	81,000	0	4.B FE
36263V-AB-3	GS Mortgage-Backed Securities GSMS 2021-PJ11 A2 RMBS 144A 2.500% 04/25/52		05/01/2024	Goldman Sachs		802,249	1,035,996	144	1.A FM
36267E-AD-3	GS Mortgage-Backed Securities GSMS 2022-PJ2 A4 RMBS 144A 2.500% 06/25/52		04/16/2024	Merrill Lynch		1,713,392	2,210,383	2,609	1.A FE
367398-AA-2	GATES CORPORATION Corp Note Call MW 144A 6.875% 07/01/29		05/28/2024	Various		40,135	40,000	0	4.B FE
371559-AB-1	GENESEE & WYOMING INC Corp Note Call MW 144A 6.250% 04/15/32		04/05/2024	Wachovia Bank		151,000	151,000	0	3.C FE
373334-KW-0	GEORGIA POWER CO Corp Note Call MW 5.250% 03/15/34		06/26/2024	CitiGroup		2,000,340	2,000,000	36,167	1.G FE
404119-BX-6	HCA INC Corp Note Call MW 4.125% 06/15/29		05/29/2024	Merrill Lynch		936,080	1,000,000	18,906	2.C FE
404300-AA-3	HTL Commercial Mortgage Trust HTL 2024-T53 A CMBS 144A 6.072% 05/10/39		04/03/2024	CitiGroup		560,000	560,000	1,005	1.A FE
410345-AQ-5	HANESBRANDS INC Corp Note Call MW 144A 9.000% 02/15/31		06/05/2024	Merrill Lynch		3,120	3,000	83	4.C FE
413875-AR-6	L3HARRIS TECH INC Corp Note Call MW 3.832% 04/27/25		04/26/2024	Various		416,788	424,000	135	2.B FE
42704L-AE-4	HERC HOLDINGS INC Corp Note Call MW 144A 6.625% 06/15/29		06/04/2024	JP Morgan Chase		97,000	97,000	0	3.C FE
437076-CX-8	HOME DEPOT INC Corp Note Non Call 5.100% 12/24/25		06/17/2024	Goldman Sachs		625,474	626,000	0	1.F FE
44891A-CQ-8	HYUNDAI CAPITAL AMERICA Corp Note Non Call 144A 6.250% 11/03/25		05/08/2024	Toronto Dominion Sec		1,738,033	1,724,000	2,095	1.G FE
44891A-DA-2	HYUNDAI CAPITAL AMERICA Corp Note Non Call 144A 5.450% 06/24/26		06/20/2024	Various		828,393	829,000	0	1.G FE
451102-CG-0	ICAHN ENTERPRISES/FIN Corp Note Call MW 144A 9.000% 06/15/30		05/13/2024	Jefferies and Company		69,000	69,000	0	3.C FE
45765U-AC-7	INSIGHT ENTERPRRS Corp Note Call MW 144A 6.625% 05/15/32		05/15/2024	JP Morgan Chase		56,000	56,000	0	3.C FE
45866F-AZ-7	INTERCONTINENTALEXCHANGE Corp Note Call MW 144A 3.625% 09/01/28		06/03/2024	Tax Free Exchange		52,110	52,000	482	1.G FE
46644Y-AU-4	JPMBB COMMERCIAL JPMBB 2015-C31 A3 CMBS 3.801% 08/15/48		05/01/2024	Interest Capitalization		0	0	0	1.A FM
46654A-AC-3	JP Morgan Mortgage Trust JPMMT 2021-10 A3 RMBS 144A 2.500% 12/25/51		04/16/2024	JP Morgan Chase		1,746,442	2,260,767	2,669	1.A FE
46849L-UZ-2	JACKSON NATL LIFE GLOBAL Corp Note Non Call 5.600% 04/10/26		04/09/2024	Morgan Stanley		1,163,139	1,164,000	0	1.F FE
491674-BK-2	KENTUCKY UTILITIES CO Corp Note Call MW 3.300% 10/01/25		04/26/2024	Cantor Fitzgerald		460,175	475,000	1,283	1.F FE
50106G-AG-7	KRONOS ACQUISITION HOLDI Corp Note Call MW 144A 8.250% 06/30/31		06/27/2024	Jefferies and Company		8,000	8,000	0	4.B FE
50168Q-AC-9	LABL INC Corp Note Call MW 144A 5.875% 11/01/28		04/24/2024	Morgan Stanley		2,685	3,000	86	4.C FE
53219L-AV-1	LIFEPOINT HEALTH INC Corp Note Call MW 144A 9.875% 08/15/30		05/09/2024	Various		10,663	10,000	241	4.B FE
53219L-AW-9	LIFEPOINT HEALTH INC Corp Note Call MW 144A 11.000% 10/15/30		05/09/2024	JP Morgan Chase		8,800	8,000	68	4.B FE

STATEMENT AS OF JUNE 30, 2024 OF THE UnitedHealthcare of Wisconsin, Inc.

**SCHEDULE D - PART 3**

Show All Long-Term Bonds and Stock Acquired During the Current Quarter

1	2	3	4	5	6	7	8	9	10
CUSIP Identification	Description	Foreign	Date Acquired	Name of Vendor	Number of Shares of Stock	Actual Cost	Par Value	Paid for Accrued Interest and Dividends	NAIC Designation, NAIC Designation Modifier and SVO Administrative Symbol
57629W-DK-3	MASSMUTUAL GLOBAL FUNDIN Corp Note Non Call 144A 4.150% 08/26/25		05/28/2024	DAIWA CAPITAL MARKETS		4,630,158	4,700,000	50,388	1.B FE
57638P-AA-2	MASTERBRAND INC Corp Note Call MW 144A 7.000% 07/15/32		06/20/2024	JP Morgan Chase		50,000			3.A FE
57763R-AD-9	MAUSER PACKAGING SOLUT Corp Note Call 144A 7.875% 04/15/27		05/01/2024	Various		58,501	58,000	48	4.B FE
57763R-AD-9	MAUSER PACKAGING SOLUT Corp Note Call 144A 7.875% 04/15/27		04/16/2024	Taxable Exchange		642,667	641,000		4.B FE
58506D-AA-6	MEDLINE BORROWER/MEDL CO Corp Note Call MW 144A 6.250% 04/01/29		06/05/2024	Goldman Sachs		69,825	70,000	1,057	3.C FE
585494-AN-7	Mello Mortgage Capital Accepta MELLO 2021-MTG2 A13 RMBS 144A 2.500% 06/25/51		04/16/2024	Merrill Lynch		3,423,750	5,500,000	8,021	1.A FE
58549R-AY-2	Mello Mortgage Capital Accepta MELLO 2021-MTG3 A22 RMBS 144A 2.500% 07/01/51		04/12/2024	Merrill Lynch		1,526,398	2,350,000	2,611	1.A FM
592179-KK-0	MET LIFE GLOB FUNDING I Corp Note Non Call 144A 5.880% 04/09/26		04/09/2024	Mizuho Investor Sec Co		867,000	867,000		1.D FE
617446-8J-1	MORGAN STANLEY Corp Note Call MW 2.720% 07/22/25		05/28/2024	Goldman Sachs		1,371,386	1,378,000	13,223	1.E FE
62829D-2D-1	MUTUAL OF OMAHA GLOBAL Corp Note Non Call 144A 5.350% 04/09/27		04/03/2024	US Bank		2,499,875	2,500,000		1.E FE
637639-AL-9	NATIONAL SECS CLEARING Corp Note Non Call 144A 5.150% 06/26/26		06/17/2024	Wells Fargo		1,061,936	1,062,000		1.A FE
63861C-AD-1	NATIONSTAR MTG HLD INC Corp Note Call MW 144A 5.125% 12/15/30		04/24/2024	Goldman Sachs		3,595	4,000	75	4.A FE
63943C-AA-9	Navigent Student Loan Trust NAVSL 2024-A A ABS 144A 5.660% 10/15/72		05/14/2024	Barclays Group Inc.		4,638,381	4,639,000		1.A FE
67080L-AC-9	NUVEEN LLC Corp Note Call MW 144A 5.550% 01/15/30		04/08/2024	Merrill Lynch		259,709	260,000		2.A FE
67080L-AD-7	NUVEEN LLC Corp Note Call MW 144A 5.850% 04/15/34		04/08/2024	Merrill Lynch		609,170	610,000		2.A FE
682691-AF-7	ONEMAIN FINANCE CORP Corp Note Call MW 7.500% 05/15/31		05/08/2024	RBC Capital Markets		38,000	38,000		3.B FE
690742-AL-5	OWENS CORNING Corp Note Call MW 144A 3.500% 02/15/30		05/22/2024	Tax Free Exchange		97,000	97,000	915	2.B FE
69361J-AA-4	PRKCM Trust PRKCM 2021-AFC2 A1 RMBS 144A 2.071% 11/25/56		06/11/2024	Mizuho Investor Sec Co		2,066,498	2,447,370	1,549	1.A FE
70052L-AD-5	PARK INTERMED HOLDINGS Corp Note Call MW 144A 7.000% 02/01/30		05/02/2024	Various		35,092	35,000		4.A FE
70932M-AE-7	Pennymac Fin Svcs Inc Corp Note Call MW 144A 7.125% 11/15/30		05/20/2024	Goldman Sachs		96,384	97,000		3.C FE
709599-BZ-6	PENSKE TRUCK LEASING/PTL Corp Note Call MW 144A 5.350% 03/30/29		05/29/2024	JP Morgan Chase		990,200	1,000,000	8,619	2.B FE
709599-CA-0	PENSKE TRUCK LEASING/PTL Corp Note Call MW 144A 5.250% 07/01/29		06/13/2024	Wachovia Bank		1,962,563	1,965,000		2.B FE
71880K-AA-9	PHINIA INC Corp Note Call MW 144A 6.750% 04/15/29		04/03/2024	Market Axess		52,376	52,000	10	3.A FE
74334J-AA-8	Progress Residential Trust PROG 2024-SFR4 A ABS 144A 3.100% 07/09/29		06/20/2024	Barclays Group Inc.		4,506,998	5,000,000		1.A FE
74938F-AA-6	Woodward Capital Management RCKT 2022-1 A1 RMBS 144A 2.500% 01/25/52		04/10/2024	Merrill Lynch		1,372,465	1,753,249	1,339	1.A FE
758983-AA-8	Regional Management Issuance T RMIT 2024-1 A ABS 144A 5.830% 07/15/36		06/07/2024	JP Morgan Chase		373,924	374,000		1.A FE
760759-BJ-8	REPUBLIC SERVICES INC Corp Note Call MW 5.000% 11/15/29		06/17/2024	JP Morgan Chase		1,971,149	1,975,000		2.A FE
78445Q-AE-1	SLM Student Loan Trust SLMA 2010-C A5 ABS 144A 10.193% 10/15/41		06/14/2024	Merrill Lynch		1,245,347	1,188,875		1.A FE
78466C-AC-0	SS&C TECHNOLOGIES INC Corp Note Call MW 144A 5.500% 09/30/27		05/02/2024	Morgan Stanley		6,843	7,000	39	4.A FE
78466C-AD-8	SS&C TECHNOLOGIES INC Corp Note Call MW 144A 6.500% 06/01/32		05/02/2024	Barclays Group Inc.		98,000	98,000		4.A FE
812127-AC-2	SEALED AIR CORP Corp Note Call MW 144A 6.500% 07/15/32		06/17/2024	JP Morgan Chase		66,000	66,000		3.B FE
83002Y-AA-7	SIX FLAGS ENTER / THEME Corp Note Call MW 144A 6.625% 05/01/32		04/18/2024	Goldman Sachs		276,000	276,000		3.B FE
83206E-AA-5	SMB Private Education Loan Tru SMB 2024-C A1A ABS 144A 5.500% 06/17/52		05/07/2024	Merrill Lynch		1,725,689	1,726,000		1.A FE
832070-AA-7	SMB Private Education Loan Tru SMB 2024-D A1A ABS 144A 5.380% 07/05/53		06/25/2024	Merrill Lynch		4,760,403	4,762,000		1.A FE
83405Y-AA-0	Social Professio 30FI 2021-A AFX ABS 144A 1.030% 08/17/43		04/26/2024	SG Cowen and Company		300,215	356,371	153	1.A FE
83600W-AE-9	SOTERA HEALTH HLDGS LLC Corp Note Call MW 144A 7.375% 06/01/31		05/23/2024	JP Morgan Chase		27,000	27,000		4.A FE
852234-AR-4	BLOCK INC Corp Note Call 144A 6.500% 05/15/32		05/06/2024	Goldman Sachs		368,000	368,000		3.A FE
86632Q-AE-3	PICARD MIDCO Corp Note Call MW 144A 6.500% 03/31/29		05/15/2024	Various		56,050	59,000	501	4.B FE
89236T-IB-8	TOYOTA MOTOR CREDIT CORP Corp Note Non Call 5.680% 04/14/25		04/09/2024	Mizuho Investor Sec Co		2,885,000	2,885,000		1.E FE
91327T-AA-9	UNITI GROUP/CSL CAPITAL Corp Note Call MW 144A 10.500% 02/15/28		04/26/2024	Various		13,455	13,000	167	4.B FE
914906-AZ-5	UNIVISION COMMUNICATIONS Corp Note Call MW 144A 8.500% 07/31/31		05/23/2024	Goldman Sachs		63,000	63,000		4.A FE
91879Q-AP-4	VAIL RESORTS INC Corp Note Call MW 144A 6.500% 05/15/32		04/24/2024	Merrill Lynch		126,000	126,000		3.C FE
92262T-AA-4	VELOCITY VEHICLE GROUP Corp Note Call MW 144A 8.000% 06/01/29		05/30/2024	JP Morgan Chase		18,000	18,000		4.B FE
92540H-AA-4	Verus Securitization Trust VERUS 2024-5 A1 RMBS 144A 6.192% 06/25/69		06/10/2024	Barclays Group Inc.		1,999,975	2,000,000	6,536	1.A FE
928668-CD-2	VOLKSWAGEN GROUP AMERICA Corp Note Non Call 144A 6.170% 03/20/26		04/05/2024	Various		1,802,070	1,800,000	5,544	1.G FE
95000U-3E-1	WELLS FARGO & COMPANY Corp Note Call 5.574% 07/25/29		05/29/2024	Wachovia Bank		2,002,260	2,000,000	38,708	1.E FE
95001M-AE-0	Wells Fargo Comm WFCM 2017-C38 A4 CMBS 3.190% 07/15/50		05/01/2024	Interest Capitalization		0	0		1.A FM
95003L-AA-8	WELLS FARGO COM MORTGAGE WFCM 2021-SAVE A CMBS 144A 6.593% 02/15/40		05/15/2024	Interest Capitalization		0	0		1.A FE

E04.2

STATEMENT AS OF JUNE 30, 2024 OF THE UnitedHealthcare of Wisconsin, Inc.

**SCHEDULE D - PART 3**

Show All Long-Term Bonds and Stock Acquired During the Current Quarter

1	2	3	4	5	6	7	8	9	10
CUSIP Identification	Description	Foreign	Date Acquired	Name of Vendor	Number of Shares of Stock	Actual Cost	Par Value	Paid for Accrued Interest and Dividends	NAIC Designation, NAIC Designation Modifier and SVO Administrative Symbol
96949V-AM-5	WILLIAMS SCOTSMAN INC Corp Note Call MW 144A 6.625% 06/15/29		06/13/2024	JP Morgan Chase		27,000	27,000	0	3.C FE
976843-BP-6	WISCONSIN PUBLIC SERVICE Corp Note Call MW 5.350% 11/10/25		06/25/2024	Merrill Lynch		3,409,830	3,410,000	23,311	1.F FE
98919V-AA-3	FRONT RANGE BIOC Corp Note Call MW 144A 4.000% 03/01/27		05/02/2024	RBC Capital Markets		6,340	8,000	58	4.C FE
989207-AD-7	ZEBRA TECHNOLOGIES CORP Corp Note Call MW 144A 6.500% 06/01/32		05/22/2024	JP Morgan Chase		41,000	41,000	0	3.B FE
097751-CC-3	BOMBARDIER INC Corp Note Call MW 144A 7.000% 06/01/32	A.	05/21/2024	Morgan Stanley		35,000	35,000	0	4.A FE
29163V-AG-8	EMPIRE COMMUNITIES CORP Corp Note Call MW 144A 9.750% 05/01/29	A.	04/17/2024	JP Morgan Chase		11,000	11,000	0	4.C FE
68245X-AR-0	1011778 BC / NEW RED FIN Corp Note Call MW 144A 6.125% 06/15/29	A.	06/06/2024	Morgan Stanley		135,000	135,000	0	3.B FE
89115A-ZZ-4	TORONTO-DOMINION BANK Corp Note Non Call 5.790% 10/10/25	A.	04/05/2024	Toronto Dominion Sec		3,134,000	3,134,000	0	1.E FE
36170J-AD-8	GGAM FINANCE LTD Corp Note Call 144A 6.875% 04/15/29	D.	04/03/2024	Stifel Nicolaus & Co.		66,488	66,000	38	3.B FE
449691-AF-1	ILLIAD HOLDING SAS Corp Note Call MW 144A 8.500% 04/15/31	D.	05/01/2024	JP Morgan Chase		202,500	200,000	0	4.A FE
1109999999	Subtotal - Bonds - Industrial and Miscellaneous (Unaffiliated)					117,138,252	123,291,586	473,299	XXX
2509999997	Total - Bonds - Part 3					196,335,017	200,504,131	634,308	XXX
2509999998	Total - Bonds - Part 5					XXX	XXX	XXX	XXX
2509999999	Total - Bonds					196,335,017	200,504,131	634,308	XXX
4509999997	Total - Preferred Stocks - Part 3					0	XXX	0	XXX
4509999998	Total - Preferred Stocks - Part 5					XXX	XXX	XXX	XXX
4509999999	Total - Preferred Stocks					0	XXX	0	XXX
5989999997	Total - Common Stocks - Part 3					0	XXX	0	XXX
5989999998	Total - Common Stocks - Part 5					XXX	XXX	XXX	XXX
5989999999	Total - Common Stocks					0	XXX	0	XXX
5999999999	Total - Preferred and Common Stocks					0	XXX	0	XXX
6009999999	Totals					196,335,017	XXX	634,308	XXX















STATEMENT AS OF JUNE 30, 2024 OF THE UnitedHealthcare of Wisconsin, Inc.

**SCHEDULE D - PART 4**

Show All Long-Term Bonds and Stock Sold, Redeemed or Otherwise Disposed of During the Current Quarter

1	2	3	4	5	6	7	8	9	10	Change In Book/Adjusted Carrying Value					16	17	18	19	20	21	22
										11	12	13	14	15							
CUSIP Identification	Description	For- eign	Disposal Date	Name of Purchaser	Number of Shares of Stock	Consid- eration	Par Value	Actual Cost	Prior Year Book/ Adjusted Carrying Value	Unrealized Valuation Increase/ (Decrease)	Current Year's (Amor- tization)/ Accretion	Current Year's Other Than Temporary Impairment Recogn- ized	Total Change in Book/ Adjusted Carrying Value (11 + 12 - 13)	Total Foreign Exchange Change in Book /Adjusted Carrying Value	Book/ Adjusted Carrying Value at Disposal Date	Foreign Exchange Gain (Loss) on Disposal	Realized Gain (Loss) on Disposal	Total Gain (Loss) on Disposal	Bond Interest/ Stock Dividends Received During Year	Stated Con- tractual Maturity Date	NAIC Desig- nation, NAIC Desig- nation Modifier and SVO Admini- strative Symbol
..31418E-Q8-6	FNMA Pool MA4978 MBS 5.000% 04/01/53		06/01/2024	Paydown		43,480	43,480	42,189	0	0	1,291	0	1,291	0	43,480	0	0	0	274	04/01/2053	1.A
..31418P-S7-1	FNMA Pool AD2341 MBS 4.500% 03/01/40		06/01/2024	Paydown		2,307	2,307	2,469	2,424	0	(117)	0	(117)	0	2,307	0	0	0	45	03/01/2040	1.A
..31419A-U8-8	FNMA Pool AE0606 MBS 4.000% 11/01/40		06/01/2024	Paydown		5,552	5,552	5,910	5,847	0	(295)	0	(295)	0	5,552	0	0	0	94	11/01/2040	1.A
..35563P-GG-8	FHLMC 2018-3 MA RMBS 3.500% 08/25/57		06/01/2024	Paydown		3,428	3,428	3,409	3,417	0	11	0	11	0	3,428	0	0	0	50	08/25/2057	1.A
..35563P-HF-9	FHLMC 2018-4 MA RMBS 3.500% 11/25/57		06/01/2024	Paydown		23,013	23,013	22,482	22,713	0	301	0	301	0	23,013	0	0	0	334	11/25/2057	1.A
..35833J-AJ-6	FRETE 2021-ML10 TRUST FRETE 2021-ML10 ACA CMBS 2.046% 06/25/38		06/01/2024	Paydown		2,847	2,847	2,190	0	0	658	0	658	0	2,847	0	0	0	7	06/25/2038	1.A FE
..678908-4C-5	OKLAHOMA ST DEV FIN AUTH Rev Bond Non Call Sink 3.877% 05/01/37		05/01/2024	Call	100.0000	18,731	18,731	18,731	18,731	0	0	0	0	0	18,731	0	0	0	363	05/01/2037	1.A FE
..68607V-J3-0	OREGON ST DEPT 0 Rev Bond Non Call 5.000% 04/01/24		04/01/2024	Maturity		335,000	335,000	407,511	337,081	0	(2,081)	0	(2,081)	0	335,000	0	0	0	8,375	04/01/2024	1.C FE
..735000-TP-6	PORT OF OAKLAND Rev Bond MW 1.667% 05/01/27		05/01/2024	Call	100.0000	40,160	40,160	40,160	40,160	0	0	0	0	0	40,160	0	0	0	335	05/01/2027	1.E FE
..88283L-KV-7	TEXAS ST TRANSPR Rev Bond MW 4.000% 10/01/33		04/01/2024	Call	100.0000	5,295,000	5,295,000	4,927,368	4,930,012	0	364,988	0	364,988	0	5,295,000	0	0	0	105,900	10/01/2033	1.A FE
..91514A-LU-7	UNIV OF TEXAS TX UNIV REVENUES Rev Bond Call 5.000% 08/15/35		06/24/2024	Sun Trust		9,113,845	7,750,000	9,062,075	0	0	(10,563)	0	(10,563)	0	9,051,512	0	62,333	62,333	36,597	08/15/2035	1.A FE
<b>0909999999 Subtotal - Bonds - U.S. Special Revenues</b>						<b>36,108,975</b>	<b>35,599,232</b>	<b>35,633,201</b>	<b>14,476,699</b>	<b>0</b>	<b>341,564</b>	<b>0</b>	<b>341,564</b>	<b>0</b>	<b>35,673,058</b>	<b>0</b>	<b>235,916</b>	<b>235,916</b>	<b>409,851</b>	<b>XXX</b>	<b>XXX</b>
..00138C-AS-7	COREBRIDGE GLOB FUNDING Corp Note Non Call 144A 0.650% 06/17/24		06/17/2024	Maturity		1,479,000	1,479,000	1,405,819	1,446,864	0	32,136	0	32,136	0	1,479,000	0	0	0	4,780	06/17/2024	1.F FE
..00218G-AB-8	ARI Fleet Lease Trust ARIFL 2023-A A2 ABS 144A 5.410% 02/17/32		06/15/2024	Paydown		1,545,942	1,545,942	1,545,896	1,545,867	0	75	0	75	0	1,545,942	0	0	0	34,018	02/17/2032	1.A FE
..00653V-AA-9	ADAPTHEALTH LLC Corp Note Call MW 144A 6.125% 08/01/28		06/27/2024	JP Morgan Chase		13,355	14,000	14,000	12,098	1,902	0	0	1,902	0	14,000	0	(645)	(645)	779	08/01/2028	4.B FE
..00653V-AE-1	ADAPTHEALTH LLC Corp Note Call MW 144A 5.125% 03/01/30		06/27/2024	Merrill Lynch		15,745	18,000	18,000	14,064	3,936	0	0	3,936	0	18,000	0	(2,255)	(2,255)	761	03/01/2030	4.B FE
..007944-AE-1	ADVENT HEALTH SY Corp Note Call MW 2.433% 09/01/24		05/23/2024	Call	100.0000	1,398,000	1,398,000	1,398,000	1,398,000	0	0	0	0	0	1,398,000	0	0	0	24,754	09/01/2024	1.G FE
..019576-AA-5	ALLIED UNIVERSAL HOLDCO Corp Bond Call 144A 6.625% 07/15/26		05/22/2024	Call	100.1250	591,739	591,000	626,995	588,447	7,143	(3,322)	0	3,821	0	592,268	0	(1,268)	(1,268)	34,128	07/15/2026	4.C FE
..025816-CV-9	AMERICAN EXPRESS CO Corp Note Non Call 3.375% 05/03/24		05/03/2024	Maturity		1,936,000	1,936,000	1,935,806	1,935,966	0	34	0	34	0	1,936,000	0	0	0	32,670	05/03/2024	1.F FE
..03027X-AT-7	AMERICAN TOWER CORP Corp Note Call MW 3.375% 05/15/24		05/15/2024	Maturity		1,000,000	1,000,000	1,040,250	1,002,692	0	(2,692)	0	(2,692)	0	1,000,000	0	0	0	16,875	05/15/2024	2.C FE
..03466H-AA-1	Angel Oak Mortgage Trust ACMT 2024-3 A1 RMBS 144A 4.800% 11/26/68		06/01/2024	Paydown		230,502	230,502	223,133	0	0	7,368	0	7,368	0	230,502	0	0	0	2,733	11/26/2068	1.A FE
..060505-FP-4	BANK OF AMER CRP Corp Note Call Perpetual 5.125% Perpet		06/20/2024	Call	100.0000	1,000,000	1,000,000	1,059,800	1,007,758	0	(7,758)	0	(7,758)	0	1,000,000	0	0	0	25,625	01/01/9999	2.B FE
..06540V-AZ-8	Bank BANK 2019-BN24 A2 CMBS 2.707% 11/15/62		06/01/2024	Paydown		2,423	2,423	2,447	2,432	0	(10)	0	(10)	0	2,423	0	0	0	31	11/15/2062	1.A FM
..06541X-AD-2	BANK BANK 2017-BNK7 ASB CMBS 3.265% 09/15/60		06/01/2024	Paydown		37,507	37,507	36,507	37,200	0	307	0	307	0	37,507	0	0	0	510	09/15/2060	1.A FM
..066043-AB-6	Bank5 BANK5 2024-5YR6 A3 CMBS 6.225% 05/15/57		06/25/2024	CitiGroup		2,196,684	2,120,000	2,162,313	0	0	(2,238)	0	(2,238)	0	2,160,076	0	36,609	36,609	20,162	05/15/2057	1.A FE
..092174-AA-9	BLACK KNIGHT INF Corp Note Call 144A 3.625% 09/01/28		06/03/2024	Tax Free Exchange		52,110	52,000	52,195	52,120	0	(10)	0	(10)	0	52,110	0	0	0	1,561	09/01/2028	2.C FE
..095796-AH-1	BLUE RACER MID/F Corp Note Call MW 144A 7.625% 12/15/25		05/28/2024	Call	101.9060	61,144	60,000	62,352	60,464	381	(167)	0	214	0	60,678	0	(678)	(678)	3,215	12/15/2025	4.B FE
..10568E-AA-0	BRAVO Residential Funding Trus BRAVO 2023-NM3 A1 RMBS Prv Pl 4.850% 09/25/62		06/01/2024	Paydown		20,405	20,405	19,778	19,853	0	553	0	553	0	20,405	0	0	0	401	09/25/2062	1.A FE
..10921U-2A-5	BRIGHTSE FIN GBLB FLUND Corp Note Non Call 144A 1.000% 04/12/24		04/12/2024	Maturity		680,000	680,000	678,878	679,894	0	106	0	106	0	680,000	0	0	0	3,400	04/12/2024	1.G FE

E056

STATEMENT AS OF JUNE 30, 2024 OF THE UnitedHealthcare of Wisconsin, Inc.

**SCHEDULE D - PART 4**

Show All Long-Term Bonds and Stock Sold, Redeemed or Otherwise Disposed of During the Current Quarter

1	2	3	4	5	6	7	8	9	10	Change In Book/Adjusted Carrying Value					16	17	18	19	20	21	22
										11	12	13	14	15							
CUSIP Identification	Description	Foreign	Disposal Date	Name of Purchaser	Number of Shares of Stock	Consideration	Par Value	Actual Cost	Prior Year Book/Adjusted Carrying Value	Unrealized Valuation Increase/(Decrease)	Current Year's (Amortization)/Accretion	Current Year's Other Than Temporary Impairment Recognized	Total Change in Book/Adjusted Carrying Value (11 + 12 - 13)	Total Foreign Exchange Change in Book /Adjusted Carrying Value	Book/Adjusted Carrying Value at Disposal Date	Foreign Exchange Gain (Loss) on Disposal	Realized Gain (Loss) on Disposal	Total Gain (Loss) on Disposal	Bond Interest/Stock Dividends Received During Year	Stated Contractual Maturity Date	NAIC Designation, NAIC Designation Modifier and SVO Administrative Symbol
..118230-AT-8	BUCKEYE PARTNERS Corp Note Call MW 144A 4.125% 03/01/25		06/25/2024	Call 99.0000		7,920	8,000	8,082	7,765	253	(9)	0	244	0	8,010	0	0	0	180	03/01/2025	3.C FE
..125700-AA-4	CIM Trust CIM 2023-11 A1 RMBS 144A 6.031% 04/25/58		06/01/2024	Paydown		95,611	95,611	95,609	95,528	0	83	0	83	0	95,611	0	0	0	3,114	04/25/2058	1.A FE
..12592B-AS-3	CNH INDUSTRIAL CAP LLC Corp Note Call MW 5.100% 04/20/29		06/26/2024	Morgan Stanley		4,989,323	5,015,000	4,972,724	0	0	1,917	0	1,917	0	4,974,641	0	14,683	14,683	68,204	04/20/2029	2.A FE
..12595E-AB-1	COMM MORTGAGE TR COMM 2017-COR2 ASB CMBS 3.317% 09/10/50		06/01/2024	Paydown		86,855	86,855	84,541	86,176	0	679	0	679	0	86,855	0	0	0	1,201	09/10/2050	1.A FM
..126281-AY-0	CSAIL COMMERCIAL CSAIL 2015-C1 A3 CMBS 3.236% 04/15/50		06/01/2024	Paydown		109,650	109,650	107,212	109,206	0	444	0	444	0	109,650	0	0	0	1,455	04/15/2050	1.A FM
..126320-AX-1	COMM MORTGAGE TR COMM 2014-CR18 A5 CMBS 3.828% 07/15/47		06/01/2024	Paydown		1,270,449	1,270,449	1,280,226	1,269,359	0	1,090	0	1,090	0	1,270,449	0	0	0	21,705	07/15/2047	1.A FM
..126416-AA-4	Credit Suisse Mortgage Trust CSMC 2022-NQMI A1 RMBS 144A 2.265% 11/25/66		06/01/2024	Paydown		45,213	45,213	45,212	45,200	0	13	0	13	0	45,213	0	0	0	439	11/25/2066	1.A FE
..126438-AA-8	Credit Suisse CSMC 2020-NET A CMBS 144A 2.257% 08/15/37		06/01/2024	Paydown		27,744	27,744	28,576	28,004	0	(260)	0	(260)	0	27,744	0	0	0	258	08/15/2037	1.A FE
..12663J-AB-7	CNH Equipment Tr CNH 2022-B A2 ABS 3.940% 12/15/25		06/15/2024	Paydown		72,429	72,429	72,427	72,426	0	3	0	3	0	72,429	0	0	0	1,149	12/15/2025	1.A FE
..13123X-AZ-5	CALLON PETROLEUM Corp Note Call MW 6.375% 07/01/26		04/01/2024	Call 101.0630		11,117	11,000	10,500	10,610	0	36	0	36	0	10,646	0	354	354	643	07/01/2026	3.C FE
..13123X-BD-3	CALLON PETROLEUM Corp Note Call MW 144A 8.000% 08/01/28		04/01/2024	Call 104.5880		11,505	11,000	10,973	10,977	0	1	0	1	0	10,978	0	22	22	1,091	08/01/2028	3.C FE
..13123X-BF-8	CALLON PETROLEUM Corp Note Call MW 144A 7.500% 06/15/30		04/01/2024	Call 105.8030		112,151	106,000	105,405	105,473	0	16	0	16	0	105,489	0	511	511	8,492	06/15/2030	3.C FE
..14040H-CQ-6	CAPITAL ONE FINANCIAL CO Corp Note Call 6.680% 05/09/25		05/09/2024	Call 100.0000		2,475,000	2,475,000	2,475,000	2,475,000	0	0	0	0	0	2,475,000	0	0	0	51,554	05/09/2025	2.A FE
..14043Q-AC-6	Capital One Prim COPAR 2022-1 A3 ABS 3.170% 04/15/27		06/15/2024	Paydown		297,930	297,930	297,865	297,896	0	34	0	34	0	297,930	0	0	0	3,924	04/15/2027	1.A FE
..150190-AF-3	CEDAR FAIR LP Corp Note Call MW 144A 5.500% 05/01/25		05/02/2024	Call 100.0000		89,000	89,000	89,384	88,608	509	(29)	0	480	0	89,088	0	(88)	(88)	2,461	05/01/2025	3.B FE
..15089Q-AJ-3	CELANESE US HOLDINGS LLC Corp Note Call MW 3.500% 05/08/24		05/08/2024	Maturity		290,000	290,000	289,696	289,977	0	23	0	23	0	290,000	0	0	0	5,075	05/08/2024	2.C FE
..16159H-AD-9	Chase Mortgage Finance Corpora CHASE 2024-3 A4 RMBS 144A 6.000% 02/25/55		06/01/2024	Paydown		142,081	142,081	141,167	0	0	913	0	913	0	142,081	0	0	0	1,436	02/25/2055	1.A FE
..161929-AB-0	Chase Mortgage Finance Corpora CHASE 2024-2 A3 RMBS 144A 6.000% 02/25/55		06/01/2024	Paydown		149,844	149,844	148,252	0	0	1,592	0	1,592	0	149,844	0	0	0	2,280	02/25/2055	1.A FE
..17290X-AU-4	CITIGROUP COMMERCIAL CGCMT 2016-GC37 AAB CMBS 3.098% 04/10/49		06/01/2024	Paydown		122,397	122,397	126,063	122,721	0	(324)	0	(324)	0	122,397	0	0	0	1,581	04/10/2049	1.A FM
..172967-MF-5	CITIGROUP INC Corp Note Call MW 3.352% 04/24/25		04/24/2024	Call 100.0000		1,460,000	1,460,000	1,460,000	1,460,000	0	0	0	0	0	1,460,000	0	0	0	24,470	04/24/2025	1.G FE
..172967-MX-6	CITIGROUP INC Corp Note Call MW 6.009% 05/01/25		05/01/2024	Call 100.0000		765,000	765,000	765,000	765,000	0	0	0	0	0	765,000	0	0	0	3,752	05/01/2025	1.G FE
..172967-NQ-0	CITIGROUP INC Corp Note Call MW 4.140% 05/24/25		05/24/2024	Call 100.0000		1,060,000	1,060,000	1,060,000	1,060,000	0	0	0	0	0	1,060,000	0	0	0	21,942	05/24/2025	1.G FE
..193938-AB-3	College Ave Student Loans CASL 2023-A A2 ABS 144A 5.330% 05/25/55		06/25/2024	Paydown		30,060	30,060	29,835	0	0	225	0	225	0	30,060	0	0	0	134	05/25/2055	1.A FE
..203372-AX-5	COMMSCOPE INC Corp Note Call MW 144A 4.750% 09/01/29		05/13/2024	Goldman Sachs		64,575	90,000	90,000	60,511	29,489	0	0	29,489	0	90,000	0	(25,425)	(25,425)	3,016	09/01/2029	5.A FE
..20338Q-AD-5	COMMSCOPE FINANC Note Call 144A 6.000% 03/01/26		05/15/2024	Various		225,435	256,000	268,945	228,403	28,191	(594)	0	27,597	0	256,000	0	(30,565)	(30,565)	10,902	03/01/2026	5.A FE
..23312V-AD-8	Deutsche Bank Co DBJPM 2016-C3 ASB CMBS 2.756% 09/10/49		06/01/2024	Paydown		16,866	16,866	17,372	16,921	0	(55)	0	(55)	0	16,866	0	0	0	194	09/10/2049	1.A FM



STATEMENT AS OF JUNE 30, 2024 OF THE UnitedHealthcare of Wisconsin, Inc.

**SCHEDULE D - PART 4**

Show All Long-Term Bonds and Stock Sold, Redeemed or Otherwise Disposed of During the Current Quarter

1	2	3	4	5	6	7	8	9	10	Change In Book/Adjusted Carrying Value					16	17	18	19	20	21	22
										11	12	13	14	15							
CUSIP Identification	Description	Foreign	Disposal Date	Name of Purchaser	Number of Shares of Stock	Consideration	Par Value	Actual Cost	Prior Year Book/Adjusted Carrying Value	Unrealized Valuation Increase/(Decrease)	Current Year's (Amortization)/Accretion	Current Year's Other Than Temporary Impairment Recognized	Total Change in Book/Adjusted Carrying Value (11 + 12 - 13)	Total Foreign Exchange Change in Book /Adjusted Carrying Value	Book/Adjusted Carrying Value at Disposal Date	Foreign Exchange Gain (Loss) on Disposal	Realized Gain (Loss) on Disposal	Total Gain (Loss) on Disposal	Bond Interest/Stock Dividends Received During Year	Stated Contractual Maturity Date	NAIC Designation, NAIC Designation Modifier and SVO Administrative Symbol
..26441C-AN-5	DUKE ENERGY CORP Corp Note Call MW 3.750% 04/15/24		04/15/2024	Maturity		325,000	325,000	323,226	324,904	0	96	0	96	0	325,000	0	0	0	6,094	04/15/2024	2.B FE
..26884L-AH-2	EQT CORP Corp Note Call MW 6.125% 02/01/25		06/14/2024	Call	100,1959	3,607,053	3,600,000	3,608,136	3,607,768	0	(3,258)	0	(3,258)	0	3,604,510	0	(4,510)	(4,510)	198,765	02/01/2025	2.C FE
..28166L-AA-2	EDVES 2021-A A EDVES 2021-A A ABS 144A 1.800% 11/25/45		06/25/2024	Paydown		7,534	7,534	7,526	7,529	0	5	0	5	0	7,534	0	0	0	57	11/25/2045	1.A FE
..29260F-AE-0	ENDEAVOR ENERGY Corp Note Call MW 144A 5.750% 01/30/28		06/27/2024	Sun Trust		162,578	161,000	163,886	160,688	1,421	(122)	0	1,299	0	161,987	0	591	591	8,435	01/30/2028	3.A FE
..29374F-AB-9	Enterprise Fleet EFF 2022-3 A2 ABS 144A 4.380% 07/20/29		06/20/2024	Paydown		122,126	122,126	120,690	121,452	0	674	0	674	0	122,126	0	0	0	2,241	07/20/2029	1.A FE
..29375N-AB-1	Enterprise Fleet Financing LLC EFF 2023-2 A2 ABS 144A 5.560% 04/22/30		06/20/2024	Paydown		289,252	289,252	289,202	289,208	0	43	0	43	0	289,252	0	0	0	6,545	04/22/2030	1.A FE
..29375R-AD-8	Enterprise Fleet Financing LLC EFF 2024-2 A4 ABS 144A 5.690% 12/20/30		06/24/2024	Barclays Group Inc.		2,449,644	2,414,000	2,414,169	0	0	(23)	0	(23)	0	2,414,146	0	35,498	35,498	20,965	12/20/2030	1.A FE
..30298D-AF-6	FHLMC FRESB 2019-SB64 A10F CMBS 2.710% 05/25/29		06/01/2024	Paydown		4,611	4,611	4,770	4,675	0	(64)	0	(64)	0	4,611	0	0	0	52	05/25/2029	1.B FE
..30327F-AN-9	FHLMC FRESB 2022-SB98 A5H CMBS 1.800% 03/25/42		06/01/2024	Paydown		15,095	15,095	13,614	0	0	1,481	0	1,481	0	15,095	0	0	0	52	03/25/2042	1.A FE
..30335J-AC-5	FAMC FARM 2024-1 A RMBS 144A 4.721% 10/01/53		06/01/2024	Paydown		29,425	29,425	27,852	0	0	1,573	0	1,573	0	29,425	0	0	0	128	10/01/2053	1.A FE
..31573C-AA-3	Ellington Financial Mtge Trust EFMT 2022-1 A1 RMBS 144A 2.206% 01/25/67		06/01/2024	Paydown		40,168	40,168	40,167	40,156	0	11	0	11	0	40,168	0	0	0	347	01/25/2067	1.A FE
..34528Q-JF-2	Ford Credit Floorplan Master 0 FORDF 2024-2 A ABS 144A 5.240% 04/15/31		06/24/2024	Toronto Dominion Sec		2,761,971	2,736,000	2,735,941	0	0	(6)	0	(6)	0	2,735,936	0	26,035	26,035	17,921	04/15/2031	1.A FE
..34533B-AA-8	Ford Credit Auto Owner Trust/F FORDR 2024-1 A ABS 144A 4.870% 08/15/36		06/25/2024	US Bank		3,775,953	3,800,000	3,736,469	0	0	1,816	0	1,816	0	3,738,284	0	37,669	37,669	51,920	08/15/2036	1.A FE
..34533Y-AD-2	Ford Credit Auto FORDO 2020-C A3 ABS 0.410% 07/15/25		05/15/2024	Paydown		32,450	32,450	32,448	32,450	0	0	0	0	0	32,450	0	0	0	49	07/15/2025	1.A FE
..34960P-AB-7	FORTRESS TRANS & INFRAST Corp Note Call MW 144A 6.500% 10/01/25		05/02/2024	Call	100,0000	114,000	114,000	112,280	112,687	18	234	0	252	0	112,939	0	1,061	1,061	4,343	10/01/2025	3.C FE
..34994I-AA-2	Foundation Finance Trust FFIN 2024-1A A ABS 144A 5.500% 12/15/49		06/15/2024	Paydown		81,580	81,580	81,571	0	0	9	0	9	0	81,580	0	0	0	687	12/15/2049	1.A FE
..36263V-AB-3	GS Mortgage-Backed Securities GSMSB 2021-PJ11 A2 RMBS 144A 2.500% 04/25/52		06/01/2024	Paydown		6,670	6,670	5,165	0	0	1,505	0	1,505	0	6,670	0	0	0	14	04/25/2052	1.A FM
..36267E-AD-3	GS Mortgage-Backed Securities GSMSB 2022-PJ2 A4 RMBS 144A 2.500% 06/25/52		06/27/2024	Goldman Sachs		1,751,635	2,187,835	1,695,914	0	0	2,519	0	2,519	0	1,698,433	0	53,203	53,203	13,218	06/25/2052	1.A FE
..36267E-AD-3	GS Mortgage-Backed Securities GSMSB 2022-PJ2 A4 RMBS 144A 2.500% 06/25/52		06/01/2024	Paydown		22,548	22,548	17,478	0	0	5,070	0	5,070	0	22,548	0	0	0	78	06/25/2052	1.A FE
..38237K-AA-8	GoodLeap Sustain GOOD 2022-2CS A ABS 144A 4.000% 04/20/49		06/20/2024	Paydown		3,088	3,088	3,048	3,051	0	37	0	37	0	3,088	0	0	0	51	04/20/2049	1.F FE
..38237V-AA-4	GoodLeap Sustainable Home Impr GOOD 2023-1GS A ABS 144A 5.520% 02/22/55		06/20/2024	Paydown		5,870	5,870	5,868	5,868	0	2	0	2	0	5,870	0	0	0	133	02/22/2055	1.F FE
..44644M-AD-3	HUNTINGTON NATL Corp Note Call 6.515% 05/16/26		05/16/2024	Call	100,0000	1,395,000	1,395,000	1,395,000	1,395,000	0	0	0	0	0	1,395,000	0	0	0	27,956	05/16/2026	1.G FE
..46654A-AC-3	JP Morgan Mortgage Trust JPMIT 2021-10 A3 RMBS 144A 2.500% 12/25/51		06/27/2024	Merrill Lynch		1,793,028	2,235,609	1,727,008	0	0	2,787	0	2,787	0	1,729,794	0	63,234	63,234	13,507	12/25/2051	1.A FE
..46654A-AC-3	JP Morgan Mortgage Trust JPMIT 2021-10 A3 RMBS 144A 2.500% 12/25/51		06/01/2024	Paydown		25,158	25,158	19,435	0	0	5,723	0	5,723	0	25,158	0	0	0	88	12/25/2051	1.A FE
..46655K-AD-8	JP Morgan Mortgage Trust JPMIT 2022-6 A3 RMBS 144A 3.000% 11/25/52		06/01/2024	Paydown		72,824	72,824	67,066	67,286	0	5,538	0	5,538	0	72,824	0	0	0	875	11/25/2052	1.A FM
..46657T-AB-1	JP Morgan Mortgage Trust JPMIT 2024-2 A3 RMBS 144A 6.000% 08/25/54		06/01/2024	Paydown		22,521	22,521	22,302	0	0	218	0	218	0	22,521	0	0	0	400	08/25/2054	1.A FE

E05.8

STATEMENT AS OF JUNE 30, 2024 OF THE UnitedHealthcare of Wisconsin, Inc.

**SCHEDULE D - PART 4**

Show All Long-Term Bonds and Stock Sold, Redeemed or Otherwise Disposed of During the Current Quarter

1	2	3	4	5	6	7	8	9	10	Change In Book/Adjusted Carrying Value					16	17	18	19	20	21	22
										11	12	13	14	15							
CUSIP Identification	Description	Foreign	Disposal Date	Name of Purchaser	Number of Shares of Stock	Consideration	Par Value	Actual Cost	Prior Year Book/Adjusted Carrying Value	Unrealized Valuation Increase/(Decrease)	Current Year's (Amortization)/Accretion	Current Year's Other Than Temporary Impairment Recognized	Total Change in Book/Adjusted Carrying Value (11 + 12 - 13)	Total Foreign Exchange Change in Book /Adjusted Carrying Value	Book/Adjusted Carrying Value at Disposal Date	Foreign Exchange Gain (Loss) on Disposal	Realized Gain (Loss) on Disposal	Total Gain (Loss) on Disposal	Bond Interest/Stock Dividends Received During Year	Stated Contractual Maturity Date	NAIC Designation, NAIC Designation Modifier and SVO Administrative Symbol
..505742-AM-8	LADDER CAP FINAN Corp Note Call MW 144A 4.250% 02/01/27		06/27/2024	Merrill Lynch		266,304	281,000	243,805	260,199	936	2,882	0	3,818	0	264,016	0	2,288	2,288	10,848	02/01/2027	3.B FE
..534187-BT-5	LINCOLN NATL CRP Corp Note Call MW 5.852% 03/15/34		06/25/2024	Wachovia Bank		3,830,058	3,800,000	3,752,842	0	0	890	0	930	0	3,753,772	0	76,286	76,286	63,007	03/15/2034	2.A FE
..550241-AB-9	LUMEN TECHNOLOGIES INC Corp Note Call 144A 4.125% 04/15/29		04/01/2024	Non-Broker		(25)	(25)	(15)	0	0	0	0	0	(15)	0	(10)	(10)	0	04/15/2029	5.B FE	
..550241-AC-7	LUMEN TECHNOLOGIES INC Corp Note Call 144A 4.125% 04/15/30		04/01/2024	Non-Broker		(25)	(25)	(15)	0	0	0	0	0	(15)	0	(10)	(10)	0	04/15/2030	4.A FE	
..55389P-AA-7	MVV Owner Trust MVIOT 2019-1A A ABS 144A 2.890% 11/20/36		06/20/2024	Paydown		12,711	12,711	12,707	12,709	0	2	0	2	0	12,711	0	0	0	151	11/20/2036	1.A FE
..576485-AE-6	MATADOR RESOURCES CO Corp Note Call MW 5.875% 09/15/26		04/02/2024	Call 100.0750		330,248	330,000	326,251	327,455	106	210	0	316	0	327,771	0	2,229	2,229	10,857	09/15/2026	3.C FE
..57763R-AB-3	MAUSER PACKAGING SOLUT Corp Note Call MW 144A 7.875% 08/15/26		04/16/2024	Taxable Exchange		642,667	641,000	642,215	641,813	0	(141)	0	(141)	0	641,673	0	994	994	33,793	08/15/2026	4.B FE
..58502B-AE-6	MEDNAX INC Corp Note Call MW 144A 5.375% 02/15/30		05/13/2024	Jefferies and Company		26,100	30,000	30,000	26,755	3,245	0	0	3,245	0	30,000	0	(3,900)	(3,900)	1,209	02/15/2030	3.C FE
..585494-AN-7	Mello Mortgage Capital Accepta MELLO 2021-MTG2 A13 RMBS 144A 2.500% 06/25/51		06/25/2024	Merrill Lynch		3,636,875	5,500,000	3,423,750	0	0	11,161	0	11,161	0	3,434,911	0	201,964	201,964	32,083	06/25/2051	1.A FE
..599191-AA-1	MILEAGE PLUS HLD Corp Note Call MW Sink 144A 6.500% 06/20/27		06/20/2024	Paydown		8,450	8,450	8,583	8,507	0	(57)	0	(57)	0	8,450	0	0	0	275	06/20/2027	2.C FE
..61775U-AA-6	Morgan Stanley Residential Mor MSRM 2024-NQM1 A1 RMBS 144A 6.152% 12/25/68		06/01/2024	Paydown		247,207	247,207	247,207	0	0	0	0	0	0	247,207	0	0	0	3,597	12/25/2068	1.A FE
..61946K-AA-2	Mosaic Solar Loa MSAIC 2022-3A A ABS 144A 6.100% 06/20/53		06/20/2024	Paydown		17,897	17,897	17,896	17,896	0	1	0	1	0	17,897	0	0	0	443	06/20/2053	1.D FE
..61946Q-AA-9	Mosaic Solar Loa MSAIC 2022-1A A ABS 144A 2.640% 01/20/53		06/20/2024	Paydown		53,826	53,826	51,836	52,210	0	1,616	0	1,616	0	53,826	0	0	0	603	01/20/2053	1.D FE
..61946U-AA-0	Mosaic Solar Loa MSAIC 2022-2A A ABS 144A 4.380% 01/21/53		06/20/2024	Paydown		9,275	9,275	9,181	9,195	0	80	0	80	0	9,275	0	0	0	172	01/21/2053	1.D FE
..638961-AA-0	Navient Student Loan Trust NAVSL 2023-A A ABS 144A 5.510% 10/15/71		06/15/2024	Paydown		140,359	140,359	140,156	140,173	0	186	0	186	0	140,359	0	0	0	3,212	10/15/2071	1.A FE
..63942B-AA-2	Navient Student NAVAL 2021-A A ABS 144A 0.840% 05/15/69		06/15/2024	Paydown		5,601	5,601	5,600	5,600	0	0	0	0	0	5,601	0	0	0	20	05/15/2069	1.A FE
..63942K-AA-2	Navient Student NAVSL 2021-GA A ABS 144A 1.580% 04/15/70		06/15/2024	Paydown		4,977	4,977	4,970	4,973	0	5	0	5	0	4,977	0	0	0	33	04/15/2070	1.A FE
..63942L-AA-0	NAVSL 2021-BA A NAVAL 2021-BA A ABS 144A 0.940% 07/15/69		06/15/2024	Paydown		59,949	59,949	59,947	59,948	0	1	0	1	0	59,949	0	0	0	234	07/15/2069	1.A FE
..63942M-AA-8	Navient Student NAVSL 2022-A A ABS 144A 2.230% 07/15/70		06/15/2024	Paydown		71,177	71,177	71,176	71,175	0	1	0	1	0	71,177	0	0	0	665	07/15/2070	1.A FE
..63942P-AA-1	Navient Student NAVSL 2022-BA A ABS 144A 4.160% 10/15/70		06/15/2024	Paydown		25,918	25,918	25,913	25,914	0	4	0	4	0	25,918	0	0	0	447	10/15/2070	1.A FE
..63943C-AA-9	Navient Student Loan Trust NAVSL 2024-A A ABS 144A 5.660% 10/15/72		06/26/2024	JP Morgan Chase		4,654,765	4,639,000	4,638,381	0	0	12	0	12	0	4,638,392	0	16,373	16,373	25,527	10/15/2072	1.A FE
..64034Y-AB-7	Nelnet Student L NSLT 2021-DA AFX ABS 144A 1.630% 04/20/62		06/20/2024	Paydown		76,854	76,854	76,848	76,850	0	4	0	4	0	76,854	0	0	0	522	04/20/2062	1.A FE
..64828D-AA-5	New Residential Mortgage Loan NRZT 2024-NQM1 A1 RMBS 144A 6.129% 03/25/64		06/01/2024	Paydown		132,328	132,328	132,327	0	0	1	0	1	0	132,328	0	0	0	2,054	03/25/2064	1.A FE
..64952W-EC-3	NEW YORK LIFE GL Corp Note Non Call 5.620% 04/26/24		04/26/2024	Maturity		2,300,000	2,300,000	2,300,000	2,300,000	0	0	0	0	0	2,300,000	0	0	0	66,231	04/26/2024	1.A FE
..64952W-ET-6	NEW YORK LIFE GL Corp Note Non Call 144A 3.150% 06/06/24		06/06/2024	Maturity		2,300,000	2,300,000	2,298,137	2,299,591	0	409	0	409	0	2,300,000	0	0	0	36,225	06/06/2024	1.A FE
..65342R-AF-7	NFP CORP Corp Note Call MW 144A 7.500% 10/01/30		04/26/2024	Call 106.0610		19,091	18,000	18,000	18,000	0	0	0	0	0	18,000	0	0	0	1,860	10/01/2030	4.A FE

E05.9

STATEMENT AS OF JUNE 30, 2024 OF THE UnitedHealthcare of Wisconsin, Inc.

**SCHEDULE D - PART 4**

Show All Long-Term Bonds and Stock Sold, Redeemed or Otherwise Disposed of During the Current Quarter

1	2	3	4	5	6	7	8	9	10	Change In Book/Adjusted Carrying Value					16	17	18	19	20	21	22
										11	12	13	14	15							
CUSIP Identification	Description	Foreign	Disposal Date	Name of Purchaser	Number of Shares of Stock	Consideration	Par Value	Actual Cost	Prior Year Book/Adjusted Carrying Value	Unrealized Valuation Increase/(Decrease)	Current Year's (Amortization)/Accretion	Current Year's Other Than Temporary Impairment Recognized	Total Change in Book/Adjusted Carrying Value (11 + 12 - 13)	Total Foreign Exchange Change in Book /Adjusted Carrying Value	Book/Adjusted Carrying Value at Disposal Date	Foreign Exchange Gain (Loss) on Disposal	Realized Gain (Loss) on Disposal	Total Gain (Loss) on Disposal	Bond Interest/Stock Dividends Received During Year	Stated Contractual Maturity Date	NAIC Designation, NAIC Designation Modifier and SVO Administrative Symbol
..667449-AD-4	NORTHWEST FIBER Corp Note Call MW 144A 4.750% 04/30/27		04/03/2024	Call	102,3750	95,209	93,000	93,656	88,888	4,423	(42)	0	4,381	0	93,269	0	(269)	(269)	3,706	04/30/2027	4.B FE
..67117P-AA-1	Onslow Bay Financial LLC OBX 2023-NQM3 A1 RMBS 144A 5.949% 01/25/63		06/01/2024	Paydown		157,208	157,208	157,208	157,077	0	131	0	131	0	157,208	0	0	0	3,767	01/25/2063	1.A FE
..67118T-AA-2	Onslow Bay Financial LLC OBX 2024-NQM4 A1 RMBS 144A 6.067% 01/25/64		06/01/2024	Paydown		122,952	122,952	122,950	0	0	2	0	2	0	122,952	0	0	0	1,928	01/25/2064	1.A FE
..68622T-AB-7	ORGANON FIN 1 Corp Note Call MW 144A 5.125% 04/30/31		05/10/2024	Morgan Stanley		208,560	237,000	237,000	202,972	34,028	0	0	34,028	0	237,000	0	(28,440)	(28,440)	6,545	04/30/2031	4.A FE
..69327R-AJ-0	PDC ENERGY INC Corp Note Call 5.750% 05/15/26		05/15/2024	Call	100,0000	102,000	102,000	100,560	101,308	0	102	0	102	0	101,409	0	591	591	2,933	05/15/2026	1.A
..693342-AA-5	PG&E WILDFIRE RECOVERY Corp Note Sink 3.594% 06/01/30		06/01/2024	Paydown		420,900	420,900	420,891	420,884	0	16	0	16	0	420,900	0	0	0	7,564	06/01/2030	1.A FE
..693342-AF-4	PG&E WILDFIRE RECOVERY Corp Note Sink 4.022% 06/01/31		06/01/2024	Paydown		169,831	169,831	169,826	169,853	0	(22)	0	(22)	0	169,831	0	0	0	3,415	06/01/2031	1.A FE
..695114-CR-7	PACIFICORP Corp Note Call MW 3.600% 04/01/24		04/01/2024	Maturity		1,916,000	1,916,000	1,929,201	1,916,000	0	0	0	0	0	1,916,000	0	0	0	34,488	04/01/2024	1.F FE
..74101X-AE-0	PPRESIDIO HLDGS Corp Note Call 144A 4.875% 02/01/27		06/27/2024	Call	101,2190	104,256	103,000	104,489	101,056	2,696	(112)	0	2,584	0	103,640	0	(640)	(640)	5,803	02/01/2027	4.B FE
..74166M-AB-2	PRIME SEC/FIN Corp Note MW 144A 5.250% 04/15/24		04/15/2024	Maturity		14,000	14,000	14,585	13,922	127	(49)	0	78	0	14,000	0	0	0	490	04/15/2024	3.B FE
..743820-AC-6	PROV ST JOSEPH HLTH OBL Corp Note Call MW 5.403% 10/01/33		06/24/2024	RBC Capital Markets		5,000,900	5,000,000	5,000,000	5,000,000	0	0	0	0	0	5,000,000	0	900	900	198,110	10/01/2033	1.F FE
..74938F-AA-6	Woodward Capital Management RCKT 2022-1 A1 RMBS 144A 2.500% 01/25/52		06/27/2024	Merrill Lynch		1,386,336	1,732,920	1,356,552	0	0	1,880	0	1,880	0	1,358,432	0	27,904	27,904	10,470	01/25/2052	1.A FE
..74938F-AA-6	Woodward Capital Management RCKT 2022-1 A1 RMBS 144A 2.500% 01/25/52		06/01/2024	Paydown		20,329	20,329	15,914	0	0	4,415	0	4,415	0	20,329	0	0	0	54	01/25/2052	1.A FE
..74938F-AA-6	Woodward Capital Management RCKT 2022-1 A5 RMBS 144A 2.500% 01/25/52		06/01/2024	Paydown		38,914	38,914	38,756	38,775	0	139	0	139	0	38,914	0	0	0	389	01/25/2052	1.A FM
..75458J-AA-5	RAYBURN CTRY 2022-1 A-1 Sink 144A 2.307% 12/01/30		06/01/2024	Paydown		23,067	23,067	23,067	23,067	0	0	0	0	0	23,067	0	0	0	266	12/01/2030	1.A FE
..75524K-NQ-3	CITIZENS BANK NA/RI Corp Note Call 4.119% 05/23/25		05/23/2024	Call	100,0000	3,520,000	3,520,000	3,520,000	3,520,000	0	0	0	0	0	3,520,000	0	0	0	72,494	05/23/2025	2.A FE
..78433L-AA-4	SCE REC FUND Corp Note Sink 0.861% 11/15/31		05/15/2024	Paydown		21,751	21,751	21,751	21,751	0	0	0	0	0	21,751	0	0	0	94	11/15/2031	1.A FE
..78433L-AD-8	SCE REC FUND Corp Note Non Call 1.977% 11/15/28		05/15/2024	Call	100,0000	25,406	25,406	25,405	25,406	0	0	0	0	0	25,406	0	0	0	251	11/15/2028	1.A FE
..78434K-AA-5	SG Capital Partners SGR 2022-2 A1 RMBS Prv Plc 5.353% 08/25/62		06/01/2024	Paydown		71,556	71,556	71,176	71,189	0	368	0	368	0	71,556	0	0	0	1,579	08/25/2062	1.A FE
..78448Y-AB-7	SLMA SMB 2021-A A2A21 ABS 144A 6.173% 01/15/53		06/17/2024	Paydown		26,179	26,179	25,925	26,023	0	156	0	156	0	26,179	0	0	0	678	01/15/2053	1.A FE
..78448Y-AM-3	SLMA SMB 2021-A APL ABS 144A 6.161% 01/15/53		06/17/2024	Paydown		16,613	16,613	16,552	16,577	0	36	0	36	0	16,613	0	0	0	430	01/15/2053	1.A FE
..78449L-AB-4	SMB Private Education Loan Tru SMB 2018-B A2A ABS 144A 3.600% 01/15/37		06/15/2024	Paydown		252,952	252,952	244,020	246,199	0	6,754	0	6,754	0	252,952	0	0	0	3,739	01/15/2037	1.A FE
..78449M-AA-4	SMB Private Education Loan Tru SMB 2021-D A1A ABS 144A 1.340% 03/17/53		06/15/2024	Paydown		103,072	103,072	103,067	103,068	0	4	0	4	0	103,072	0	0	0	578	03/17/2053	1.A FE
..78450F-AA-5	SMB Private Educ SMB 2022-A APT ABS 144A 2.850% 11/16/54		06/15/2024	Paydown		107,384	107,384	106,726	106,895	0	489	0	489	0	107,384	0	0	0	1,269	11/16/2054	1.A FE
..78450M-AA-0	SMB Private Educ SMB 2021-E A1A ABS 144A 1.680% 02/15/51		06/15/2024	Paydown		22,316	22,316	22,315	22,315	0	1	0	1	0	22,316	0	0	0	155	02/15/2051	1.A FE
..78450Q-AA-1	SMB Private Education Loan Tru SMB 2023-A A1A ABS 144A 5.380% 01/15/53		06/15/2024	Paydown		36,235	36,235	36,059	0	0	176	0	176	0	36,235	0	0	0	482	01/15/2053	1.A FE

EO5.10

STATEMENT AS OF JUNE 30, 2024 OF THE UnitedHealthcare of Wisconsin, Inc.

**SCHEDULE D - PART 4**

Show All Long-Term Bonds and Stock Sold, Redeemed or Otherwise Disposed of During the Current Quarter

1	2	3	4	5	6	7	8	9	10	Change In Book/Adjusted Carrying Value					16	17	18	19	20	21	22
										11	12	13	14	15							
CUSIP Identification	Description	For-foreign	Disposal Date	Name of Purchaser	Number of Shares of Stock	Consideration	Par Value	Actual Cost	Prior Year Book/Adjusted Carrying Value	Unrealized Valuation Increase/(Decrease)	Current Year's (Amortization)/Accretion	Current Year's Other Than Temporary Impairment Recognized	Total Change in Book/Adjusted Carrying Value (11 + 12 - 13)	Total Foreign Exchange Change in Book /Adjusted Carrying Value	Book/Adjusted Carrying Value at Disposal Date	Foreign Exchange Gain (Loss) on Disposal	Realized Gain (Loss) on Disposal	Total Gain (Loss) on Disposal	Bond Interest/Stock Dividends Received During Year	Stated Contractual Maturity Date	NAIC Designation, NAIC Designation Modifier and SVO Administrative Symbol
..78471R-AB-2	SRS DISTRIBUTION Corp Note Call MW 144A 4.625% 07/01/28		06/28/2024	Call	102.3505	37,870	37,000	33,393	34,220	0	266	0	266	0	34,486	0	2,514	2,514	2,567	07/01/2028	4.C FE
..785592-AM-8	SABINE PASS LIQU Corp Note Call MW 5.625% 03/01/25		06/07/2024	Call	100.0000	374,000	374,000	373,985	0	0	7	0	7	0	373,992	0	8	8	16,129	03/01/2025	2.A FE
..81211K-AX-8	SEALED AIR CORP Corp Note Call MW 144A 5.500% 09/15/25		06/28/2024	Call	99.8770	211,739	212,000	234,227	212,210	6,514	(2,231)	0	4,283	0	216,493	0	0	0	4,412	09/15/2025	3.B FE
..831943-AA-3	SMB Private Education Loan Tru SMB 2024-A A1A ABS 144A 5.240% 03/15/56		06/15/2024	Paydown		68,147	68,147	68,123	0	0	24	0	24	0	68,147	0	0	0	576	03/15/2056	1.A FE
..83206E-AA-5	SMB Private Education Loan Tru SMB 2024-C A1A ABS 144A 5.500% 06/17/52		06/15/2024	Paydown		24,323	24,323	24,319	0	0	4	0	4	0	24,323	0	0	0	111	06/17/2052	1.A FE
..83207D-AA-6	SMB Private Education Loan Tru SMB 2023-C A1A ABS 144A 5.670% 11/15/52		06/15/2024	Paydown		49,987	49,987	50,162	0	0	(176)	0	(176)	0	49,987	0	0	0	703	11/15/2052	1.A FE
..83405N-AA-4	Social Professio SOFI 2021-B AFX ABS 144A 1.140% 02/15/47		06/15/2024	Paydown		122,915	122,915	122,900	122,904	0	11	0	11	0	122,915	0	0	0	582	02/15/2047	1.A FE
..83405Y-AA-0	Social Professio SOFI 2021-A AFX ABS 144A 1.030% 08/17/43		06/15/2024	Paydown		11,152	11,152	9,395	0	0	1,757	0	1,757	0	11,152	0	0	0	14	08/17/2043	1.A FE
..842400-HB-2	SOUTHERN CAL EDISON Corp Note Call 1.100% 04/01/24		04/01/2024	Maturity		2,500,000	2,500,000	2,500,000	2,500,000	0	0	0	0	0	2,500,000	0	0	0	13,750	04/01/2024	1.G FE
..84762L-AX-3	SPECTRUM BRANDS Corp Note Call MW 144A 3.875% 03/15/31		06/18/2024	Call	97.1880	10,691	11,000	10,598	0	0	13	0	13	0	10,610	0	80	80	246	03/15/2031	4.B FE
..85172F-AM-1	SPRINGLEAF FIN Corp Note MW 6.875% 03/15/25		06/10/2024	Call	100.8543	186,580	185,000	201,714	186,890	2,553	(1,602)	0	951	0	187,841	0	(2,841)	(2,841)	10,943	03/15/2025	3.B FE
..85207U-AH-8	SPRINT CORP Corp Note MW 7.125% 06/15/24		06/15/2024	Maturity		39,000	39,000	44,069	39,618	0	(618)	0	(618)	0	39,000	0	0	0	1,389	06/15/2024	2.B FE
..85208N-AD-2	SPRINT SPECTRUM Corp Note Non Call 144A 4.738% 03/20/25		06/20/2024	Call	100.0000	252,625	252,625	250,730	250,854	0	666	0	666	0	251,520	0	1,105	1,105	5,985	03/20/2025	1.F FE
..85573E-AA-5	Starvest Emerging Markets CBO STAR 2020-INW1 A1 RMBS 144A 1.027% 11/25/55		06/01/2024	Paydown		15,997	15,997	15,997	15,992	0	5	0	5	0	15,997	0	0	0	64	11/25/2055	1.A FE
..89231X-AA-9	Toyota Auto Loan TALNT 2019-1A A ABS 144A 2.560% 11/25/31		05/25/2024	Paydown		680,000	680,000	679,772	679,920	0	80	0	80	0	680,000	0	0	0	7,253	11/25/2031	1.A FE
..893647-BP-1	TRANSDIGM INC Corp Note Call MW 4.625% 01/15/29		06/27/2024	Goldman Sachs		21,494	23,000	20,288	20,832	0	180	0	180	0	21,012	0	482	482	1,014	01/15/2029	4.C FE
..90932M-AA-3	UNTD AIR 19-2 A Corp Note MW 2.900% 05/01/28		05/01/2024	Call	100.0000	11,264	11,264	9,325	10,089	0	80	0	80	0	10,169	0	1,095	1,095	163	05/01/2028	2.B FE
..91740P-AC-2	USA PART/USA FIN Corp Note Call MW 6.875% 04/01/26		04/04/2024	Call	100.0000	327,000	327,000	333,663	325,306	4,339	(285)	0	4,054	0	329,360	0	(2,360)	(2,360)	11,428	04/01/2026	4.B FE
..91879Q-AL-3	VAIL RESORTS INC Corp Note Call MW 144A 6.250% 05/15/25		05/15/2024	Call	100.0000	58,000	58,000	61,090	57,766	1,069	(220)	0	849	0	58,616	0	(616)	(616)	1,813	05/15/2025	3.C FE
..92538D-AA-7	VERUS Securitization Trust VERUS 2021-R2 A1 RMBS 144A 0.918% 02/25/64		06/01/2024	Paydown		13,716	13,716	13,716	13,713	0	4	0	4	0	13,716	0	0	0	54	02/25/2064	1.A FE
..92539G-AA-9	Verus Securitization Trust VERUS 2023-3 A1 RMBS 144A 5.930% 03/25/68		06/01/2024	Paydown		472,810	472,810	472,806	472,248	0	562	0	562	0	472,810	0	0	0	12,427	03/25/2068	1.A FE
..92552V-AL-4	VIASAT INC Corp Note Call MW 144A 5.625% 04/15/27		06/27/2024	Merrill Lynch		59,922	67,000	68,863	64,893	3,053	(946)	0	2,107	0	67,000	0	(7,078)	(7,078)	2,649	04/15/2027	3.C FE
..949746-RG-8	WELLS FARGO & COMPANY Corp Note Call Perpetual 5.900% Perpet.		06/15/2024	Call	100.0000	745,000	745,000	752,450	745,890	0	(890)	0	(890)	0	745,000	0	0	0	21,978	01/01/9999	2.B FE
..95000U-2T-9	WELLS FARGO & COMPANY Corp Note Call MW 0.805% 05/19/25		05/19/2024	Call	100.0000	700,000	700,000	700,000	700,000	0	0	0	0	0	700,000	0	0	0	2,818	05/19/2025	2.A FE
..95000Y-AW-5	WELLS FARGO COMM WFCM 2017-C40 ASB CMBS 3.395% 10/15/50		06/01/2024	Paydown		78,519	78,519	76,752	77,962	0	556	0	556	0	78,519	0	0	0	1,111	10/15/2050	1.A FM
..95001M-AE-0	Wells Fargo Comm WFCM 2017-C38 A4 CMBS 3.190% 07/15/50		06/01/2024	Paydown		41,926	41,926	42,343	41,991	0	(66)	0	(66)	0	41,926	0	0	0	669	07/15/2050	1.A FM
..95003F-BR-3	Wells Fargo Mortgage Backed WFMS 2021INV2 A2 RMBS 144A 2.500% 09/25/51		06/01/2024	Paydown		33,246	33,246	33,724	33,633	0	(387)	0	(387)	0	33,246	0	0	0	350	09/25/2051	1.A FM

EO5.11

STATEMENT AS OF JUNE 30, 2024 OF THE UnitedHealthcare of Wisconsin, Inc.

**SCHEDULE D - PART 4**

Show All Long-Term Bonds and Stock Sold, Redeemed or Otherwise Disposed of During the Current Quarter

1	2	3	4	5	6	7	8	9	10	Change In Book/Adjusted Carrying Value					16	17	18	19	20	21	22	
										11	12	13	14	15								
CUSIP Identification	Description	Foreign	Disposal Date	Name of Purchaser	Number of Shares of Stock	Consideration	Par Value	Actual Cost	Prior Year Book/Adjusted Carrying Value	Unrealized Valuation Increase/(Decrease)	Current Year's (Amortization)/Accretion	Current Year's Other Than Temporary Impairment Recognized	Total Change in Book/Adjusted Carrying Value (11 + 12 - 13)	Total Foreign Exchange Change in Book /Adjusted Carrying Value	Book/Adjusted Carrying Value at Disposal Date	Foreign Exchange Gain (Loss) on Disposal	Realized Gain (Loss) on Disposal	Total Gain (Loss) on Disposal	Bond Interest/Stock Dividends Received During Year	Stated Contractual Maturity Date	NAIC Designation, NAIC Designation Modifier and SVO Administrative Symbol	
..95081Q-AN-4	WESCO DISTRIBUTION INC Corp Note Call MW 144A 7.125% 06/15/25		06/15/2024	Call 100.0000		403,000	403,000	439,268	406,240	2,060	(1,602)	0	458	0	406,698	0	(3,698)	(3,698)	14,357	06/15/2025	3.B FE	
..95081Q-AP-9	WESCO DISTRIBUTION INC Corp Note Call MW 144A 7.250% 06/15/28		06/27/2024	Toronto Dominion Sec		340,680	334,000	365,078	343,467	374	(1,979)	0	(1,605)	0	341,862	0	(1,182)	(1,182)	12,982	06/15/2028	3.B FE	
..969457-BW-9	WILLIAMS COMPANIES INC Corp Note Call MW 4.550% 06/24/24		06/24/2024	Maturity		1,000,000	1,000,000	989,820	995,443	0	4,557	0	4,557	0	1,000,000	0	0	0	22,750	06/24/2024	2.B FE	
..136385-AT-8	CANADIAN NATL RE Corp Note MW 3.800% 04/15/24	A	04/15/2024	Maturity		930,000	930,000	929,600	929,987	0	13	0	13	0	930,000	0	0	0	17,670	04/15/2024	2.A FE	
..14161G-BY-5	CARDS II Trust CARD2 2021-1A A ABS 144A 0.602% 04/15/27	A	04/15/2024	Paydown		2,021,000	2,021,000	2,021,000	2,021,000	0	0	0	0	0	2,021,000	0	0	0	4,055	04/15/2027	1.A FE	
..31429K-AE-3	FED CAISSES DESJARDINS Corp Note Non Call 144A 0.700% 05/21/24	A	05/21/2024	Maturity		2,270,000	2,270,000	2,269,591	2,269,947	0	53	0	53	0	2,270,000	0	0	0	7,945	05/21/2024	1.E FE	
..36168Q-AJ-3	GFL ENVIRONMENTAL INC Corp Note Call MW 144A 4.250% 06/01/25	A	06/17/2024	Call 100.0000		4,000	4,000	3,872	3,915	0	27	0	27	0	3,942	0	58	58	93	06/01/2025	3.C FE	
..575385-AE-9	MASONITE INTL Corp Note Call MW 144A 3.500% 02/15/30	A	05/22/2024	Tax Free Exchange		97,000	97,000	97,000	84,198	12,802	0	0	12,802	0	97,000	0	0	0	2,855	02/15/2030	3.B FE	
..63307A-2S-3	NATIONAL BANK OF CANADA Corp Note Call 3.750% 06/09/25	A	06/09/2024	Call 100.0000		2,500,000	2,500,000	2,498,100	2,499,064	0	279	0	279	0	2,499,343	0	657	657	46,875	06/09/2025	1.G FE	
..68245X-AR-0	1011778 BC / NEW RED FIN Corp Note Call MW 144A 6.125% 06/15/29	A	06/27/2024	Merrill Lynch		135,799	135,000	135,000	0	0	0	0	0	0	135,000	0	799	799	253	06/15/2029	3.B FE	
..00253X-AA-9	AMERICAN AIRLINES/AADVAN Corp Note Sink 144A 5.500% 04/20/26	D	04/20/2024	Paydown		14,417	14,417	14,417	14,323	93	0	0	93	0	14,417	0	0	0	401	04/20/2026	3.A FE	
..02156L-AA-9	ALTICE FRANCE SA Corp Note Call MW 144A 8.125% 02/01/27	D	04/22/2024	Goldman Sachs		324,520	427,000	477,018	393,967	50,072	(14,054)	0	36,018	0	429,986	0	(105,466)	(105,466)	25,346	02/01/2027	5.A FE	
..02156L-AC-5	ALTICE FRANCE SA Corp Note Call MW 144A 5.500% 01/15/28	D	06/13/2024	CitiGroup		146,000	200,000	203,496	164,872	35,754	(403)	0	35,351	0	200,223	0	(54,223)	(54,223)	7,303	01/15/2028	5.A FE	
..03969A-AQ-3	ARDAGH PKG FIN/HLDGS USA Corp Note Call MW 144A 5.250% 04/30/25	D	06/13/2024	Call 100.0000		200,000	200,000	210,560	194,668	6,201	(869)	0	5,332	0	200,000	0	0	0	6,504	04/30/2025	4.A FE	
..36319Q-BN-1	Galaxy CLO LTD GALXY 2015-19A A1RR CLO 144A 6.535% 07/24/30	D	04/24/2024	Paydown		332,925	332,925	332,925	332,925	0	0	0	0	0	332,925	0	0	0	11,119	07/24/2030	1.A FE	
..50184N-AR-3	LOM Ltd Partnership LOM 2015-A AR2 CLO 144A 6.586% 07/20/30	D	04/22/2024	Paydown		84,892	84,892	84,892	84,892	0	0	0	0	0	84,892	0	0	0	2,892	07/20/2030	1.A FE	
..55818K-AV-3	Madison Park Funding MDPK 2013-11A AR2 CLO 144A 6.488% 07/23/29	D	04/23/2024	Paydown		1,073,816	1,073,816	1,073,816	1,073,816	0	0	0	0	0	1,073,816	0	0	0	35,621	07/23/2029	1.A FE	
..87927V-AF-5	TELECOM ITALIA CAPITAL Corp Note MW 6.375% 11/15/33	D	04/26/2024	Pershing		28,875	33,000	40,735	32,320	6,818	(168)	0	6,650	0	38,970	0	(10,095)	(10,095)	964	11/15/2033	4.A FE	
..87927V-AM-0	TELECOM ITALIA CAPITAL Corp Note MW 6.000% 09/30/34	D	04/26/2024	Various		248,685	295,000	339,124	280,507	50,636	(871)	0	49,765	0	330,271	0	(81,586)	(81,586)	10,325	09/30/2034	4.A FE	
..87927V-AR-9	TELECOM ITALIA CAPITAL Corp Note MW 7.200% 07/18/36	D	04/26/2024	Pershing		12,705	14,000	18,375	14,072	3,620	(73)	0	3,547	0	17,618	0	(4,913)	(4,913)	790	07/18/2036	4.A FE	
..87927V-AA-0	TELECOM ITALIA SPA Corp Note MW 144A 5.303% 05/30/24	D	05/30/2024	Maturity		412,000	412,000	446,589	410,418	5,476	(3,894)	0	1,582	0	412,000	0	0	0	10,924	05/30/2024	4.A FE	
1109999999	Subtotal - Bonds - Industrial and Miscellaneous (Unaffiliated)					97,790,243	101,033,013	97,742,495	62,591,362	310,238	65,609	0	375,847	0	97,539,090	0	233,036	233,036	1,840,963	XXX	XXX	
2509999997	Total - Bonds - Part 4					165,040,634	165,114,496	164,652,305	91,803,134	310,238	452,907	0	763,145	0	164,324,657	0	697,859	697,859	3,206,297	XXX	XXX	
2509999998	Total - Bonds - Part 5					XXX	XXX	XXX	XXX	XXX	XXX	XXX	XXX	XXX	XXX	XXX	XXX	XXX	XXX	XXX	XXX	XXX
2509999999	Total - Bonds					165,040,634	165,114,496	164,652,305	91,803,134	310,238	452,907	0	763,145	0	164,324,657	0	697,859	697,859	3,206,297	XXX	XXX	
4509999997	Total - Preferred Stocks - Part 4					0	XXX	0	0	0	0	0	0	0	0	0	0	0	0	0	XXX	XXX
4509999998	Total - Preferred Stocks - Part 5					XXX	XXX	XXX	XXX	XXX	XXX	XXX	XXX	XXX	XXX	XXX	XXX	XXX	XXX	XXX	XXX	XXX
4509999999	Total - Preferred Stocks					0	XXX	0	0	0	0	0	0	0	0	0	0	0	0	0	XXX	XXX
5989999997	Total - Common Stocks - Part 4					0	XXX	0	0	0	0	0	0	0	0	0	0	0	0	0	XXX	XXX
5989999998	Total - Common Stocks - Part 5					XXX	XXX	XXX	XXX	XXX	XXX	XXX	XXX	XXX	XXX	XXX	XXX	XXX	XXX	XXX	XXX	XXX

EO5.12

STATEMENT AS OF JUNE 30, 2024 OF THE UnitedHealthcare of Wisconsin, Inc.

**SCHEDULE D - PART 4**

Show All Long-Term Bonds and Stock Sold, Redeemed or Otherwise Disposed of During the Current Quarter

1	2	3	4	5	6	7	8	9	10	Change In Book/Adjusted Carrying Value					16	17	18	19	20	21	22
										11	12	13	14	15							
CUSIP Identification	Description	Foreign	Disposal Date	Name of Purchaser	Number of Shares of Stock	Consideration	Par Value	Actual Cost	Prior Year Book/Adjusted Carrying Value	Unrealized Valuation Increase/(Decrease)	Current Year's (Amortization)/Accretion	Other Than Temporary Impairment Recognized	Total Change in Book/Adjusted Carrying Value (11 + 12 - 13)	Total Foreign Exchange Change in Book /Adjusted Carrying Value	Book/Adjusted Carrying Value at Disposal Date	Foreign Exchange Gain (Loss) on Disposal	Realized Gain (Loss) on Disposal	Total Gain (Loss) on Disposal	Bond Interest/Stock Dividends Received During Year	Stated Contractual Maturity Date	NAIC Designation, NAIC Designation Modifier and SVO Administrative Symbol
5989999999	Total - Common Stocks					0	XXX	0	0	0	0	0	0	0	0	0	0	0	0	XXX	XXX
5999999999	Total - Preferred and Common Stocks					0	XXX	0	0	0	0	0	0	0	0	0	0	0	0	XXX	XXX
6009999999	Totals					165,040,634	XXX	164,652,305	91,803,134	310,238	452,907	0	763,145	0	164,324,657	0	697,859	697,859	3,206,297	XXX	XXX

Schedule DB - Part A - Section 1 - Options, Caps, Floors, Collars, Swaps and Forwards Open

**N O N E**

Schedule DB - Part B - Section 1 - Futures Contracts Open

**N O N E**

Schedule DB - Part B - Section 1B - Brokers with whom cash deposits have been made

**N O N E**

Schedule DB - Part D - Section 1 - Counterparty Exposure for Derivative Instruments Open

**N O N E**

Schedule DB - Part D-Section 2 - Collateral for Derivative Instruments Open - Pledged By

**N O N E**

Schedule DB - Part D-Section 2 - Collateral for Derivative Instruments Open - Pledged To

**N O N E**

Schedule DB - Part E - Derivatives Hedging Variable Annuity Guarantees

**N O N E**

Schedule DL - Part 1 - Reinvested Collateral Assets Owned

**N O N E**

Schedule DL - Part 2 - Reinvested Collateral Assets Owned

**N O N E**

STATEMENT AS OF JUNE 30, 2024 OF THE UnitedHealthcare of Wisconsin, Inc.

**SCHEDULE E - PART 1 - CASH**

Month End Depository Balances

1 Depository	2 Code	3 Rate of Interest	4 Amount of Interest Received During Current Quarter	5 Amount of Interest Accrued at Current Statement Date	6 Book Balance at End of Each Month During Current Quarter			9 *
					6 First Month	7 Second Month	8 Third Month	
Northern Trust .....		0.000	0	0	0	2,840	(1,557,465)	XXX
Toronto-Dominion Bank - New Yo Cert of Deposit ..... Due 03/18/2025 .....		5.330	0	47,456	3,082,000	3,082,000	3,082,000	XXX
JPMorgan Chase .....		5.380	2,418,796	0	83,257	652,631,224	57,154,333	XXX
0199998. Deposits in ... 1 depositories that do not exceed the allowable limit in any one depository (See instructions) - Open Depositories	XXX	XXX	0	0	1	0	0	XXX
0199999. Totals - Open Depositories	XXX	XXX	2,418,796	47,456	3,165,258	655,716,064	58,678,868	XXX
0299998. Deposits in ... 0 depositories that do not exceed the allowable limit in any one depository (See instructions) - Suspended Depositories	XXX	XXX	0	0	0	0	0	XXX
0299999. Totals - Suspended Depositories	XXX	XXX	0	0	0	0	0	XXX
0399999. Total Cash on Deposit	XXX	XXX	2,418,796	47,456	3,165,258	655,716,064	58,678,868	XXX
0499999. Cash in Company's Office	XXX	XXX	XXX	XXX	0	0	0	XXX
.....								
.....								
.....								
.....								
.....								
.....								
.....								
.....								
.....								
.....								
0599999. Total - Cash	XXX	XXX	2,418,796	47,456	3,165,258	655,716,064	58,678,868	XXX



STATEMENT AS OF JUNE 30, 2024 OF THE UnitedHealthcare of Wisconsin, Inc.

**SCHEDULE E - PART 2 - CASH EQUIVALENTS**

Show Investments Owned End of Current Quarter

1 CUSIP	2 Description	3 Code	4 Date Acquired	5 Rate of Interest	6 Maturity Date	7 Book/Adjusted Carrying Value	8 Amount of Interest Due and Accrued	9 Amount Received During Year
	US Treasury Bill .....		06/04/2024 .....	5.270 .....	07/11/2024 .....	306,748,503 .....	0 .....	1,219,774 .....
	US Treasury Bill 912797KP1 .....		06/18/2024 .....	5.218 .....	07/16/2024 .....	11,746,360 .....	0 .....	22,131 .....
	US Treasury Bill 912797KY2 .....		05/20/2024 .....	5.231 .....	08/20/2024 .....	5,360,529 .....	0 .....	31,939 .....
	US Treasury Bill 912797K09 .....		06/27/2024 .....	5.231 .....	07/23/2024 .....	46,777,034 .....	0 .....	32,020 .....
0019999999	Subtotal - Bonds - U.S. Governments - Issuer Obligations					370,632,426	0	1,305,864
0109999999	Total - U.S. Government Bonds					370,632,426	0	1,305,864
0309999999	Total - All Other Government Bonds					0	0	0
0509999999	Total - U.S. States, Territories and Possessions Bonds					0	0	0
0709999999	Total - U.S. Political Subdivisions Bonds					0	0	0
0909999999	Total - U.S. Special Revenues Bonds					0	0	0
	CNH Industrial Capital LLC Disc Comm Paper .....		06/05/2024 .....	5.610 .....	08/05/2024 .....	577,819 .....	0 .....	2,251 .....
	NEW YORK LIFE GL Corp Nte NonCall144A 64952WEH2 .....		06/04/2024 .....	0.600 .....	08/27/2024 .....	952,399 .....	1,984 .....	1,899 .....
1019999999	Subtotal - Bonds - Industrial and Miscellaneous (Unaffiliated) - Issuer Obligations					1,530,218	1,984	4,150
1109999999	Total - Industrial and Miscellaneous (Unaffiliated) Bonds					1,530,218	1,984	4,150
1309999999	Total - Hybrid Securities					0	0	0
1509999999	Total - Parent, Subsidiaries and Affiliates Bonds					0	0	0
1909999999	Subtotal - Unaffiliated Bank Loans					0	0	0
2419999999	Total - Issuer Obligations					372,162,644	1,984	1,310,014
2429999999	Total - Residential Mortgage-Backed Securities					0	0	0
2439999999	Total - Commercial Mortgage-Backed Securities					0	0	0
2449999999	Total - Other Loan-Backed and Structured Securities					0	0	0
2459999999	Total - SVO Identified Funds					0	0	0
2469999999	Total - Affiliated Bank Loans					0	0	0
2479999999	Total - Unaffiliated Bank Loans					0	0	0
2509999999	Total Bonds					372,162,644	1,984	1,310,014
09248U-71-8 .....	BlackRock Liquidity Funds T-Fund Port .....		06/03/2024 .....	0.000 .....		143,892 .....	0 .....	2,736 .....
316175-50-4 .....	Fidelity Institutional FIDELITY TREASURY PORT-I MMKT .....		06/03/2024 .....	0.000 .....		399,135 .....	0 .....	466,425 .....
31846V-41-9 .....	First American Treas Obligations - Inst Inv .....		06/04/2024 .....	0.000 .....		3 .....	0 .....	7 .....
31846V-54-2 .....	First American Treasury Obligations Fund Z .....		06/03/2024 .....	0.000 .....		298,404 .....	0 .....	2,551 .....
38141W-32-3 .....	Goldman Sachs Treasury Obligations Fund .....		06/03/2024 .....	0.000 .....		423,724 .....	0 .....	3,918 .....
4812C2-73-4 .....	JP Morgan US Treasury Plus Mmkt .....		06/03/2024 .....	0.000 .....		384,318 .....	0 .....	8,643 .....
60934N-50-0 .....	Federated Treasury Oblig Mmkt .....		06/03/2024 .....	0.000 .....		6,559,722 .....	0 .....	29,311 .....
665279-87-3 .....	Northern Inst Ins-Treasury Port .....		06/28/2024 .....	0.000 .....		105,303,935 .....	0 .....	648,987 .....
825252-40-6 .....	Invesco AIM STIT TREASURY MMF .....		06/03/2024 .....	0.000 .....		44,938 .....	0 .....	9,450 .....
94975H-29-6 .....	Allspring (fmr Wells Fargo) Treasury Plus MMKT Fund - Inst .....		06/03/2024 .....	0.000 .....		2,750,110 .....	0 .....	404,921 .....
8209999999	Subtotal - Exempt Money Market Mutual Funds - as Identified by the SVO					116,308,181	0	1,576,949
94975P-40-5 .....	Allspring (fmr Wells Fargo) Government MMKT Fund-Inst Cls .....		06/03/2024 .....	0.000 .....		502 .....	0 .....	6 .....
8309999999	Subtotal - All Other Money Market Mutual Funds					502	0	6
	UHC Liquidity Pool Pro Rata Share Portion .....		06/28/2024 .....	0.000 .....		979,210 .....	0 .....	26,434 .....
8409999999	Subtotal - Qualified Cash Pools Under SSAP No. 2R					979,210	0	26,434
8609999999	Total Cash Equivalents					489,450,537	1,984	2,913,403