

2007 Regional Recycling Report MID-MAINE

05/14/2008
Report Number
Geo Code 1000

Dexter, Corinna, St. Albans, Exeter, Ripley, Cambridge, Guilford

Recyclables	Tons
Office Paper	9.00
Cardboard (OCC)	667.80
Old Newspaper (ONP)	127.31
Old Magazines (OMG)	127.31
Mixed Paper	40.00
Glass	53.96
Aluminium Cans/Foil	1.25
Tin Cans	23.75
Plastics	15.75
Other Materials	0.00
Food	85.00
Compost (No leaves)	0.00
Reused Materials	190.00
Universal Waste	28.27

Recyclables Sub-Total 1,369.40

2007 Analysis	
Per Person	
Municipal Trash Per Person in Tons	0.5130
Municipal Materials Recycled Per P	0.1580
Bulky Waste Per Person in Tons	0.0943
Bulky Recycled Materials Per Person	0.2538
Total Material Recycled Per Person	0.4439
Total MSW Per Person in Tons	1.0512
Dollars Per Person	\$88.46
Dollars Per Ton of MSW	\$84.15
Percentages	
Municipal Waste & Recyclables	63.83 %
Bulky Waste & Recyclables	33.11 %
Commercial Waste & Recyclables	3.05 %
Commercial Waste	
Commercial Waste Included in MSW	y

Disposal Site
PERC, Orrington

Municipal
Recycling
Rate
23.54%

(see explanation
on back)

2000 US Census Population 9,812 MSW Program Expenses \$868,000.00
Year Round Housing Units 3,939 Seasonal Housing Units 748

	Recycled Tons	Waste Diversion	Incinerated Tons	Landfilled Tons	Totals
Incinerator Metal Recycled	180.72				
Municipal Solid Waste			5,033.96	0.00	5,033.96
Bulky Waste & Recycling					
Metals	425.00				425.00
Leaves & Yard	150.00		0.00	0.00	150.00
Tires	11.25	0.00	0.00	0.00	11.25
Demo Debris	0.00	0.00	0.00	925.00	925.00
Wood	0.00	1,904.00	0.00	0.00	1,904.00
Brown Goods, Furniture	0.00		0.00	0.00	0.00
Mixed Bulky	0.00		0.00	0.00	0.00
Bulky Totals	2,490.25	1,904.00	0.00	925.00	3,415.25
Commercial Totals	315.00		0.00		315.00
Grand Totals	4,355.37		5,033.96	925.00	10,314.33

Waste
Diversion
18.46 %

2007 Recycling Summary				
Base Rate	Returned Bottle Credit	Compost Credit	2007 Adjusted Recycling Rate	
42.23 %	+ 5	+ 4	=	51.23

(see explanation on back)

This report is produced by the Maine State Planning Office using R:BASE software with information submitted by community and regional solid waste programs. For additional information, please contact Waste Management and Recycling Program by phone:(207) 287-8934; or, go to www.recyclemaine.com.



Recycling & MSW Fact Sheet

05/14/2008

Rpt: Fact Sheet
View: Attributes
Geo Code 1000

MID-MAINE

2000 US Census Population: 9812

MSW Disposal Site: PERC, Orrington

Recycling Processing: Mid-Maine

Trash Collection & Payment Method: Municipal: n Contracted by Municipality: n

Residents Drop at Transfer Station y Private Haulers in Community Trashbusters, Bolster's, Filmore

Hauler from Transfer Station to Disposal Site: Wyndsauing Farms Haulers:

Combination of private haulers & citizens delivering to transfer station, municipality pays disposal fee.

Pay by the Bag: n Bag Fee:

Recycling Collection & Payment Method: Municipal: n Contracted by Municipality: n

Residents Drop at Transfer Station

Hauler of Recyclables:

Marketing of Recyclables:

Single Sort

Commercial Trash: Commercial waste is included in Mid-Maine's MSW.

Businesses Pay for Commercial Trash: n

Municipality Pays for Commercial Trash:

Bulky Disposal & Recycling: **Municipal CDD Landfill:** y

Metal: Grimmel

Construction & Demo: Dexter

Leaf & Yard: Residents

Wood: Dexter Burn Pile; chips

Tires: BDS

Mixed Bulky:

Mid-Maine recycles metal, leaves, wood; Wood is chipped. CDD is landfilled.

Recycling Committee: y

Recycling Educational Efforts: Mid-Maine Solid Waste has an active recycling education program.

Household Hazardous Waste: Mid-Maine does not participate in a HHW program.

Municipal SW Ordinance: y

Mandatory Recycling: y

Municipal Bans:

Recycling Rate Trend Decreasing

Analysis: Mid-Maine's costs are paid by its six member towns from tax revenue.

Special Traits:

General Comments:

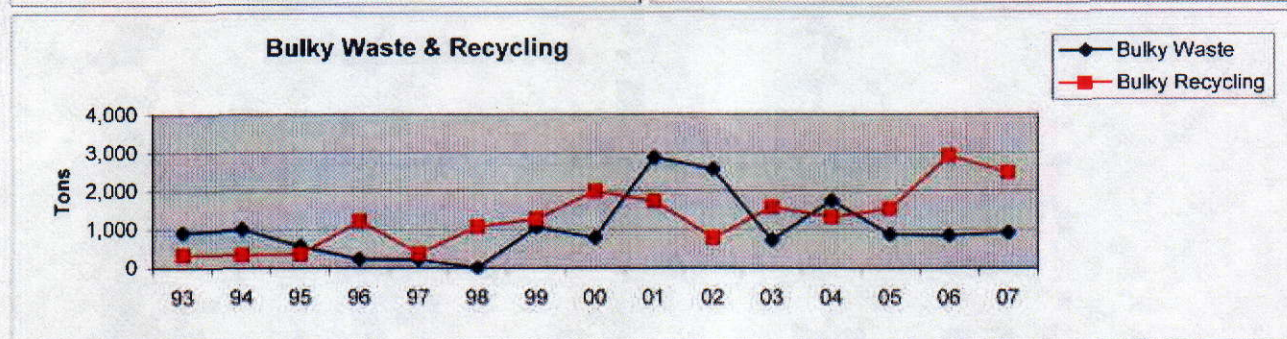
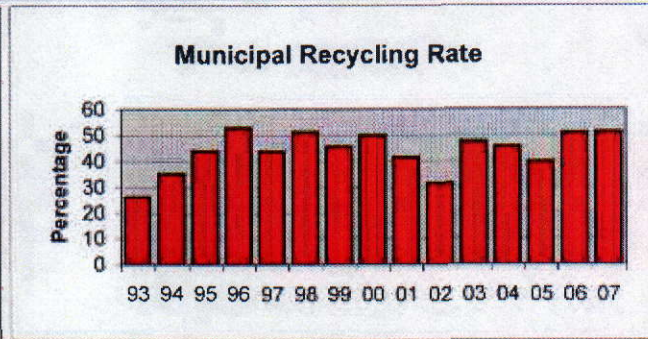
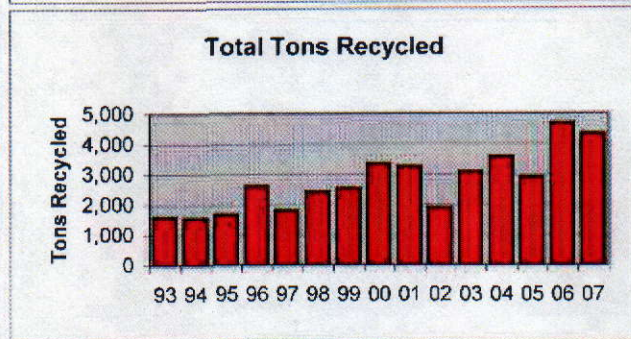
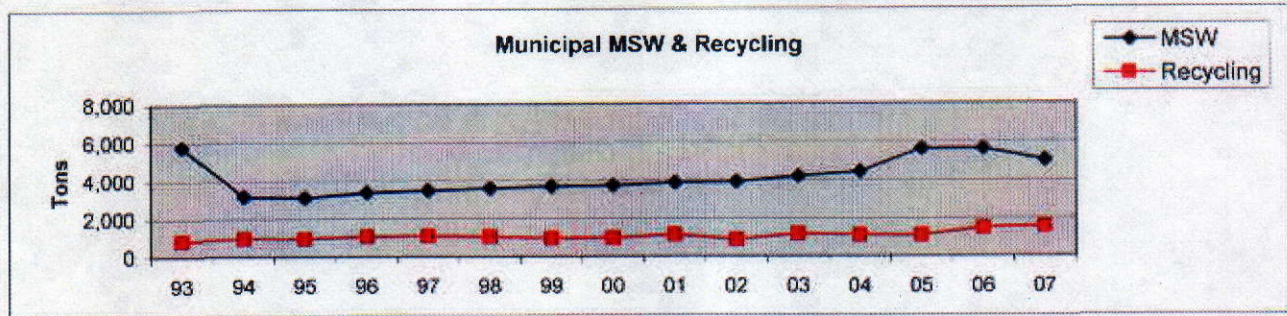
Recycling is mandatory for the six towns of Mid-Maine Solid Waste Authority. In July 2000, Cambridge started sending their MSW and recyclables to Mid-Maine, however about one-half of Cambridge's MSW is picked up by a private hauler (Elmer Huff) and taken and taken directly to PREC. Mid-Maine operates a CDD landfill. Mid-Maine's regional recycling rate was 26.2% in 1993; 35.1% in 1994; 44% in 1995; 52.9% in 1996; 43.8% in 1997; 51.7% in 1998; 50% in 2000; 40.0% in 2001; 31.65. in 2002; 47.5% in 2003; 45.7% in 2004; 41.3% in 2005; 51.0% in 2006; 51.2% in 2007.

This report is produced by the Maine State Planning Office using R:BASE software with information submitted by community and regional solid waste programs. For additional information, please contact Waste Management and Recycling Program by phone:(207) 287-8934; or, go to www.recyclemaine.com.



Mid - Maine

Year	Municipal MSW	Municipal Recycling	Bulky Waste	Bulky Recycling	Comm Recycle	Total Recycled	Total MSW	Total Recy Rate %	Adj. Recy Rate %	Regional Expenses
93	5,797.0	886.0	926.9	356.5		1,593.2	8,317.0	19.2	26.2	
94	3,180.5	1,000.6	1,015.1	359.0		1,556.3	5,751.9	27.1	35.1	
95	3,117.9	994.5	580.1	376.1	96.7	1,662.7	5,360.6	31.0	44.0	
96	3,392.5	1,107.8	238.7	1,236.4	272.7	2,616.9	6,248.1	41.9	52.9	
97	3,473.4	1,123.7	225.5	392.8	285.0	1,801.5	5,500.4	32.8	43.8	
98	3,595.8	1,065.1	0.8	1,087.8	277.0	2,430.0	6,026.6	40.3	51.3	
99	3,696.2	991.9	1,061.2	1,291.7	248.0	2,531.6	7,289.0	34.7	45.7	
00	3,722.5	990.2	800.0	2,009.8	353.0	3,353.0	8,600.6	39.0	50.0	\$695,009
01	3,857.0	1,157.7	2,872.0	1,742.4	352.0	3,252.0	9,981.0	32.6	41.6	\$671,546
02	3,916.3	890.4	2,575.0	792.7	218.0	1,901.1	8,392.4	22.6	31.6	\$655,309
03	4,197.0	1,175.9	726.0	1,591.1	315.0	3,082.0	8,015.7	38.5	47.5	\$707,051
04	4,439.1	1,121.7	1,752.0	1,328.3	1,135.0	3,585.0	9,776.0	36.7	45.7	\$757,983
05	5,637.4	1,100.3	880.0	1,539.9	261.1	2,901.2	9,418.6	30.8	39.8	\$810,000
06	5,640.2	1,481.1	850.0	2,926.6	287.3	4,695.0	11,185.2	42.0	51.0	\$840,000
07	5,034.0	1,550.1	925.0	2,490.3	315.0	4,355.4	10,314.3	41.2	51.2	\$868,000



This information was produced by the Maine State Planning Office based upon data submitted by the municipality.