

2007 Municipal Recycling Report Cumberland

06/17/2008
Report Number
Geo Code 5060

Municipal Recyclables	Tons
Office Paper	0.00
Cardboard (OCC)	194.78
Old Newspaper (ONP)	438.75
Old Magazines (OMG)	0.00
Mixed Paper	33.28
Glass	19.08
Aluminium Cans/Foil	1.00
Tin Cans	14.75
Plastics	22.82
Other Materials	48.05
Food	0.00
Compost (No leaves)	0.00
Reused Materials	0.00
Universal Waste	2.28

Recyclables Sub-Total 774.79

2007 Analysis	
Per Person	
Municipal Trash Per Person in Tons	0.2699
Municipal Materials Recycled Per P	0.1117
Bulky Waste Per Person in Tons	0.0194
Bulky Recycled Materials Per Person	0.1636
Total Material Recycled Per Person	0.2753
Total MSW Per Person in Tons	0.5646
Dollars Per Person	\$127.30
Dollars Per Ton of MSW	\$225.46
Percentages	
Municipal Waste & Recyclables	67.60 %
Bulky Waste & Recyclables	32.40 %
Commercial Waste & Recyclables	0.00 %
Commercial Waste	
Commercial Waste Included in MSW	n

MSW Disposal Site:
Ecomaine, Portland

Municipal Recycling Rate 29.28 %

(see explanation on back)

2000 US Census Population 7,159 MSW Program Expenses \$911,334.69
Year Round Housing Units 2,548 Seasonal Housing Units 349

	Recycled Tons	Waste Diversion	Incinerated Tons	Landfilled Tons	Totals
Incinerator Metal Recycled	25.12 tons by Ecomaine, Portland				
Municipal Solid Waste			1,932.45	0.00	1,932.45
Bulky Waste & Recycling					
Metals	10.07				10.07
Leaves & Yard	51.00		0.00	0.00	51.00
Tires	0.00	0.00	0.00	0.00	0.00
Demo Debris	59.94	0.00	0.00	0.00	59.94
Wood	0.00	1,050.00	0.00	0.00	1,050.00
Brown Goods, Furniture	0.00		0.00	0.00	0.00
Mixed Bulky	0.00		138.70	0.00	138.70
Bulky Totals	1,171.01	1,050.00	138.70	0.00	1,309.71
Commercial Totals	0.00		0.00		0.00
Grand Totals	1,970.92		2,071.15	0.00	4,042.07

2007 Recycling Summary				
Waste Diversion	Base Rate	Returned Bottle Credit	Compost Credit	2007 Adjusted Recycling Rate
25.98 %	48.76 %	+ 5	+ 8	= 61.76

(see explanation on back)

This report is produced by the Maine State Planning Office using R:BASE software with information submitted by community and regional solid waste programs. For additional information, please contact Waste Management and Recycling Program by phone:(207) 287-8934; or, go to www.recyclemaine.com.



Recycling & MSW Fact Sheet

06/17/2008

Rpt: Fact Sheet
View: Attributes
Geo Code 5060

Cumberland

2000 US Census Population: 7159

MSW Disposal Site: Ecomaine, Portland **Recycling Processing:** Ecomaine

Trash Collection & Payment Method: Municipal: n Contracted by Municipality: y

Residents Drop at Transfer Station n Private Haulers in Community

Hauler from Transfer Station to Disposal Site: Pine Tree Haulers: Pine Tree

Municipality contracts for curbside pick-up and citizens pay by the bag.

Pay by the Bag: y Bag Fee: \$1.50

Recycling Collection & Payment Method: Municipal: n Contracted by Municipality: y

Residents Drop at Transfer Station

Hauler of Recyclables: Pine Tree

Marketing of Recyclables:

Single Sort

Commercial Trash: Commercial waste is not included in Cumberland's MSW.

Businesses Pay for Commercial Trash: y

Municipality Pays for Commercial Trash:

Bulky Disposal & Recycling: **Municipal CDD Landfill:**

Metal: New England Metals

Construction & Demo: Riverside

Leaf & Yard: Commercial Paving

Wood: Town

Tires:

Mixed Bulky: RWS

Recycling Committee: y

Recycling Educational Efforts: Cumberland has a modest recycling education program.

Household Hazardous Waste: Cumberland participated in RWS's 1999 HHW collection program.

Municipal SW Ordinance: y **Mandatory Recycling:** y

Municipal Bans: Cumberland bans commercial waste, yard waste and cdd materials for curbside pickup.

Recycling Rate Trend

Analysis:

Special Traits:

General Comments:

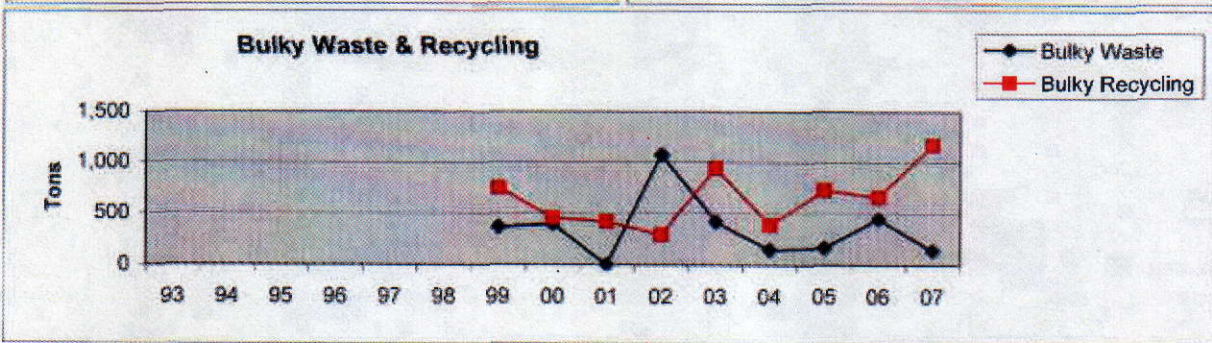
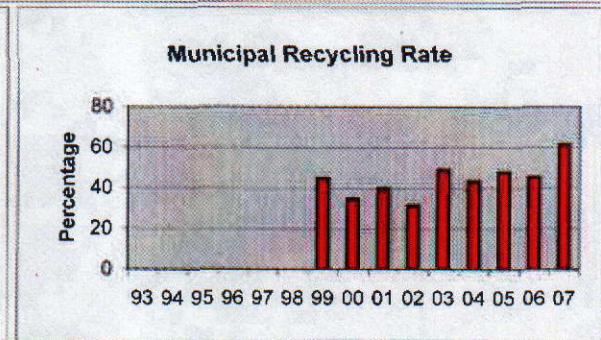
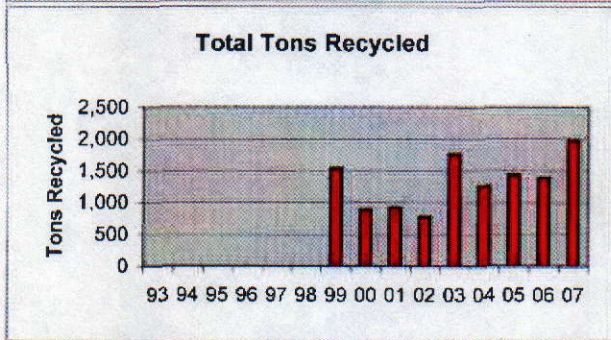
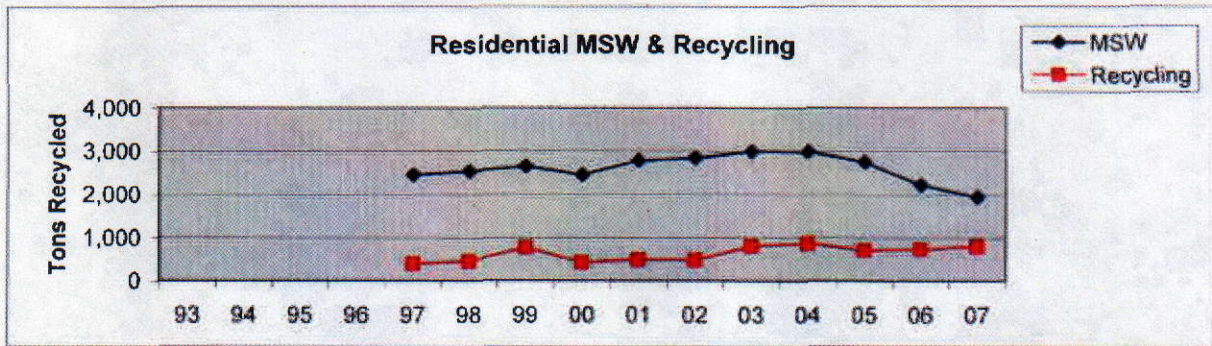
Cumberland is a corporate member of RWS. Cumberland contracts with Pine Tree for curbside collection of trash and recyclables Cumberland operates a staffed transfer stations on Chebeague Island's, and its waste and recyclables are included in Cumberland's total. Some of Cumberland's bulky waste is incinerated at RWS, and commercial haulers also process bulky waste. Cumberland's recycling rate was 44.8% in 1999; 35.0% in 2000; 40.0% in 2001; 31.6% in 2002; 49.1% in 2003; 43.7% in 2004; 48.2% in 2005; 45.4% in 2006.

This report is produced by the Maine State Planning Office using R:BASE software with information submitted by community and regional solid waste programs. For additional information, please contact Waste Management and Recycling Program by phone:(207) 287-8934; or, go to www.recyclemaine.com.



Cumberland, Maine

Year	Residential MSW	Residential Recycling	Bulky Waste	Bulky Recycling	Total MSW	Total Recycled	Base Rate %	Adj. Recy Rate %	Municipal Expenses
93									
94									
95									
96									
97	2,448.5	407.2							
98	2,532.5	463.6							
99	2,641.5	783.6	362.5	752.7	4,540.3	1,536.3	33.8	44.8	
00	2,448.0	437.5	392.7	459.0	3,737.2	896.5	24.0	35.0	\$613,129
01	2,776.6	502.6	0.0	421.6	3,700.9	924.3	25.0	40.0	\$558,310
02	2,833.2	482.7	1,071.2	296.9	4,684.0	779.6	16.6	31.6	\$601,346
03	2,987.5	812.3	416.7	948.0	5,165.5	1,761.3	34.1	49.1	\$664,221
04	2,983.4	869.1	148.9	392.7	4,394.1	1,261.7	28.7	43.7	\$742,926
05	2,738.9	713.3	165.2	726.6	4,343.9	1,439.9	33.2	48.2	\$944,531
06	2,204.2	730.1	444.5	659.1	4,037.9	1,389.2	34.4	45.4	\$955,311
07	1,932.5	799.9	138.7	1,171.0	4,042.1	1,970.9	48.8	61.8	\$911,335



This information was produced by the Maine State Planning Office based upon data submitted by the municipality.