

2007 Municipal Recycling Report BURLINGTON-LOWELL

05/22/2008
Report Number
Geo Code 19061

Municipal Recyclables	Tons
Office Paper	0.00
Cardboard (OCC)	6.00
Old Newspaper (ONP)	5.00
Old Magazines (OMG)	5.00
Mixed Paper	0.00
Glass	4.50
Aluminium Cans/Foil	0.00
Tin Cans	6.00
Plastics	2.00
Other Materials	0.00
Food	0.00
Compost (No leaves)	0.00
Reused Materials	0.00
Universal Waste	0.00

Recyclables Sub-Total 28.50

2007 Analysis	
Per Person	
Municipal Trash Per Person in Tons	0.3941
Municipal Materials Recycled Per P	0.0585
Bulky Waste Per Person in Tons	0.0093
Bulky Recycled Materials Per Person	0.1012
Total Material Recycled Per Person	0.1598
Total MSW Per Person in Tons	0.5632
Dollars Per Person	\$63.86
Dollars Per Ton of MSW	\$113.39
Percentages	
Municipal Waste & Recyclables	80.36 %
Bulky Waste & Recyclables	19.64 %
Commercial Waste & Recyclables	0.00 %
Commercial Waste	
Commercial Waste Included in MSW	n

MSW Disposal Site:
PERC, Orrington

<p>Municipal Recycling Rate 12.93 %</p> <p>(see explanation on back)</p>

2000 US Census Population 642 MSW Program Expenses \$41,000.00
Year Round Housing Units 260 Seasonal Housing Units 250

	Recycled Tons	Waste Diversion	Incinerated Tons	Landfilled Tons	Totals
Incinerator Metal Recycled	9.08 tons by PERC, Orrington				37.58
Municipal Solid Waste			253.00	0.00	253.00
Bulky Waste & Recycling					
Metals	65.00				65.00
Leaves & Yard	0.00		0.00	0.00	0.00
Tires	0.00	0.00	0.00	0.00	0.00
Demo Debris	0.00	0.00	0.00	0.00	0.00
Wood	0.00	0.00	6.00	0.00	6.00
Brown Goods, Furniture	0.00		0.00	0.00	0.00
Mixed Bulky	0.00		0.00	0.00	0.00
Bulky Totals	65.00	0.00	6.00	0.00	71.00
Commercial Totals	0.00		0.00		0.00
Grand Totals	102.58		259.00	0.00	361.58

Waste Diversion
0.00 %

2007 Recycling Summary				
Base Rate	Returned Bottle Credit	Compost Credit	2007 Adjusted Recycling Rate	
28.37 %	+ 5	+ 0	=	33.37

(see explanation on back)

This report is produced by the Maine State Planning Office using R:BASE software with information submitted by community and regional solid waste programs. For additional information, please contact Waste Management and Recycling Program by phone:(207) 287-8934; or, go to www.recyclemaine.com.



Recycling & MSW Fact Sheet

05/22/2008

Rpt: Fact Sheet
View: Attributes
Geo Code 19061

BURLINGTON-LOWELL

2000 US Census Population: 642

MSW Disposal Site: PERC, Orrington

Recycling Processing: Ireland

Trash Collection & Payment Method: Municipal: n Contracted by Municipality: n

Residents Drop at Transfer Station y Private Haulers in Community

Hauler from Transfer Station to Disposal Site: Wyndsaung Farms Haulers:

Residents take trash to transfer station and municipality pay disposal fee.

Pay by the Bag: n Bag Fee:

Recycling Collection & Payment Method: Municipal: n Contracted by Municipality: n

Residents Drop at Transfer Station

Hauler of Recyclables:

Marketing of Recyclables:

Single Sort

Commercial Trash: Commercial waste is included in Burlington's MSW.

Businesses Pay for Commercial Trash: n

Municipality Pays for Commercial Trash:

Bulky Disposal & Recycling: **Municipal CDD Landfill:**

Metal: Industrial Metals

Construction & Demo:

Leaf & Yard: Burn Pile

Wood: Burn Pile

Tires:

Mixed Bulky: PERC

Burlington-Lowell recycles metal and burns brush.

Recycling Committee: n

Recycling Educational Efforts:

Household Hazardous Waste:

Municipal SW Ordinance: n

Mandatory Recycling: y

Municipal Bans: Shingles, hazardous waste.

Recycling Rate Trend Variable

Analysis: Burlington-Lowell has a low recycling rate.

Special Traits:

General Comments:

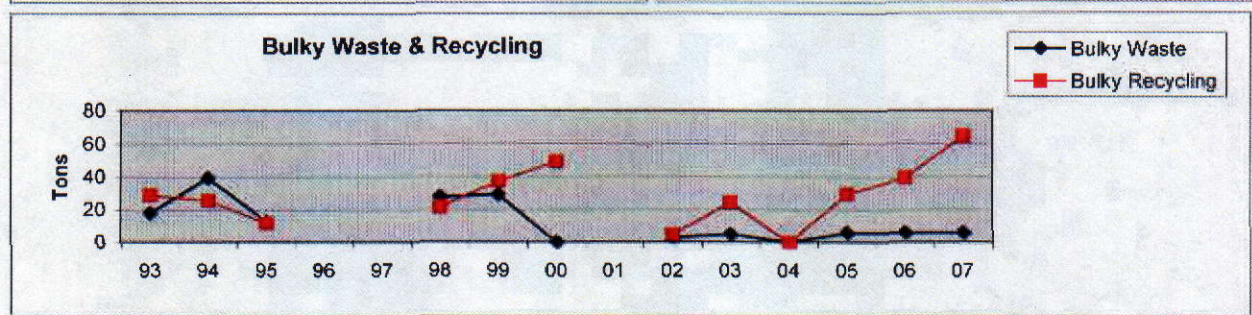
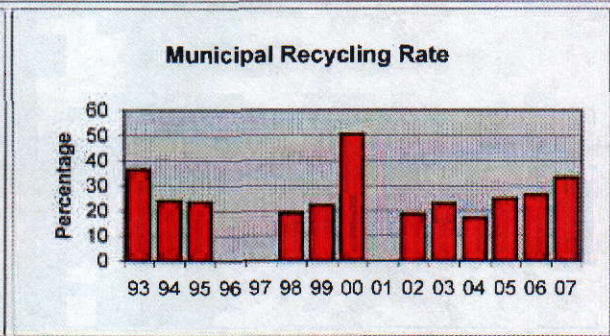
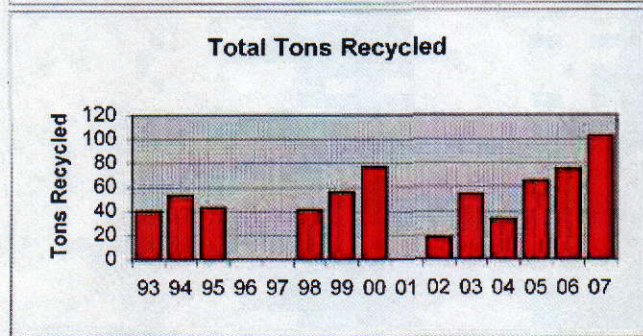
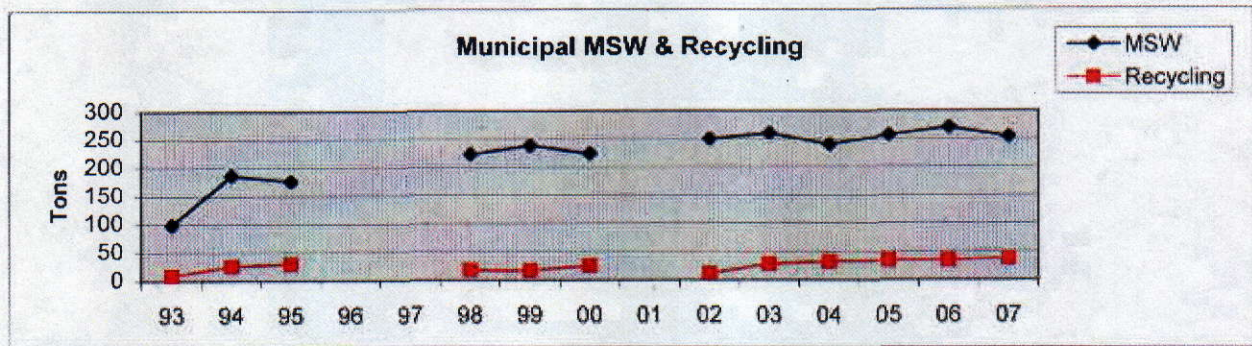
Burlington-Lowell's recycling rate was 36.6% in 1993; 24.1% in 1994; 23.5% in 1995; no reports in 1996 and 1997; 19.1% in 1998; 22.3% in 1999; 50.5% in 2000; no report in 2001; 18.6% in 2002; 22.9% in 2003; 17.1% in 2004; 24.8% in 2005; 26.4% in 2006; 33.4% in 2007.

This report is produced by the Maine State Planning Office using R:BASE software with information submitted by community and regional solid waste programs. For additional information, please contact Waste Management and Recycling Program by phone: (207) 287-8934; or, go to www.recyclemaine.com.



Burlington - Lowell

Year	Municipal MSW	Municipal Recycling	Bulky Waste	Bulky Recycling	Total Recycled	Total MSW	Base Recy Rate %	Adj. Recy Rate %	Regional Expenses
93	98.0	10.6	17.9	29.5	40.1	156.0	25.6	36.6	
94	186.0	27.2	39.4	26.2	53.4	278.0	19.1	24.1	
95	176.0	30.7	12.9	12.2	42.9	231.0	18.5	23.5	
96									
97									
98	223.0	19.2	27.9	22.0	41.2	292.1	14.1	19.1	
99	238.0	17.9	29.4	38.0	55.9	323.4	17.3	22.3	
00	223.7	26.9	0.0	50.0	76.9	300.6	25.6	50.6	\$39,788
01									
02	250.0	13.0	3.0	5.0	18.0	271.0	6.6	18.6	\$40,000
03	260.0	29.1	5.0	25.0	54.1	319.1	16.9	22.9	\$36,000
04	240.5	33.2	0.0	0.0	33.2	273.7	12.1	17.1	\$42,497
05	257.1	35.0	6.0	30.0	65.0	328.1	19.8	24.8	\$41,000
06	270.1	35.1	6.0	40.0	75.1	351.2	21.4	26.4	\$41,000
07	253.5	37.6	6.0	65.0	102.6	361.6	28.4	33.4	\$41,000



This information was produced by the Maine State Planning Office based upon data submitted by the municipality.