

2007 Regional Recycling Report MONSON REGION

07/21/2008
Report Number
Geo Code 21151

Disposal Site
PERC, Orrington

Recyclables	Tons
Office Paper	0.00
Cardboard (OCC)	0.00
Old Newspaper (ONP)	0.00
Old Magazines (OMG)	0.00
Mixed Paper	0.00
Glass	0.00
Aluminium Cans/Foil	0.00
Tin Cans	0.00
Plastics	0.00
Other Materials	19.44
Food	224.27
Compost (No leaves)	0.00
Reused Materials	0.00
Universal Waste	4.21

2007 Analysis Per Person	
Municipal Trash Per Person in Tons	0.3390
Municipal Materials Recycled Per P	0.3432
Bulky Waste Per Person in Tons	0.1704
Bulky Recycled Materials Per Person	0.0087
Total Material Recycled Per Person	0.3519
Total MSW Per Person in Tons	0.8613
Dollars Per Person	\$84.58
Dollars Per Ton of MSW	\$98.20
Percentages	
Municipal Waste & Recyclables	79.21 %
Bulky Waste & Recyclables	20.79 %
Commercial Waste & Recyclables	0.00 %
Commercial Waste	
Commercial Waste Included in MSW	n

Municipal Recycling Rate 50.30 %
--

(see explanation on back)

2000 US Census Population 749 MSW Program Expenses \$63,351.74
Year Round Housing Units 295 Seasonal Housing Units 204

Recyclables Sub-Total	247.92	Recycled Tons	Waste Diversion	Incinerated Tons	Landfilled Tons	Totals
Incinerator Metal Recycled	9.12 tons by PERC, Orrington					
Municipal Solid Waste				253.93	0.00	253.93
Bulky Waste & Recycling						
Metals	6.50					6.50
Leaves & Yard	0.00			0.00	0.00	0.00
Tires	0.00	0.00	0.00	0.00	0.00	0.00
Demo Debris	0.00	0.00	0.00	0.00	0.00	0.00
Wood	0.00	0.00	0.00	0.00	0.00	0.00
Brown Goods, Furniture	0.00			0.00	0.00	0.00
Mixed Bulky	0.00			0.00	127.65	127.65
Bulky Totals	6.50	0.00	0.00	0.00	127.65	134.15
Commercial Totals	0.00			0.00		0.00
Grand Totals	263.54			253.93	127.65	645.12

2007 Recycling Summary				
Waste Diversion	Base Rate	Returned Bottle Credit	Compost Credit	2007 Adjusted Recycling Rate
0.00 %	40.85 %	+ 5	+ 0	= 45.85

(see explanation on back)

This report is produced by the Maine State Planning Office using R:BASE software with information submitted by community and regional solid waste programs. For additional information, please contact Waste Management and Recycling Program by phone:(207) 287-8934; or, go to www.recyclemaine.com.



Recycling & MSW Fact Sheet

07/21/2008

Rpt: Fact Sheet
View: Attributes
Geo Code 21151

MONSON REGION

2000 US Census Population: 749

MSW Disposal Site: PERC, Orrington

Recycling Processing: Monson

Trash Collection & Payment Method: Municipal: n Contracted by Municipality: n

Residents Drop at Transfer Station y Private Haulers in Community Trashbusters, WFT

Hauler from Transfer Station to Disposal Site: Wyndsauing Farms Haulers:

Residents take trash to transfer station and pay by the bag.

Pay by the Bag: y Bag Fee: \$1.00

Recycling Collection & Payment Method: Municipal: n Contracted by Municipality: n

Residents Drop at Transfer Station

Hauler of Recyclables:

Marketing of Recyclables:

Single Sort

Commercial Trash: Commercial waste is not included in Monson's MSW.

Businesses Pay for Commercial Trash: n

Municipality Pays for Commercial Trash:

Bulky Disposal & Recycling:

Municipal CDD Landfill:

Metal: Industrial Metals

Leaf & Yard: Residents

Tires:

Construction & Demo: Waste Mangement

Wood: Chipped for Mulch

Mixed Bulky: Waste Management

Recycling Committee: n

Recycling Educational Efforts: Monson's recycling education is limited to presentations to a flyer.

Household Hazardous Waste: Monson does not have a HHW program.

Municipal SW Ordinance: y

Mandatory Recycling: y

Municipal Bans: Propane Tanks

Recycling Rate Trend Constant

Analysis:

Special Traits:

General Comments:

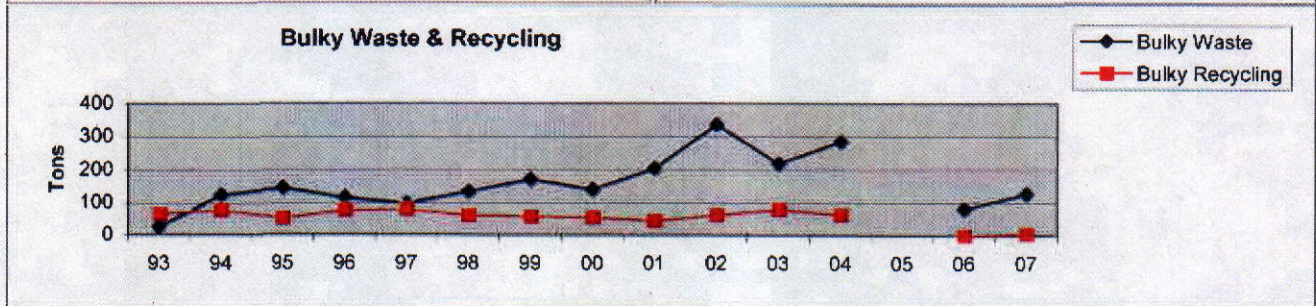
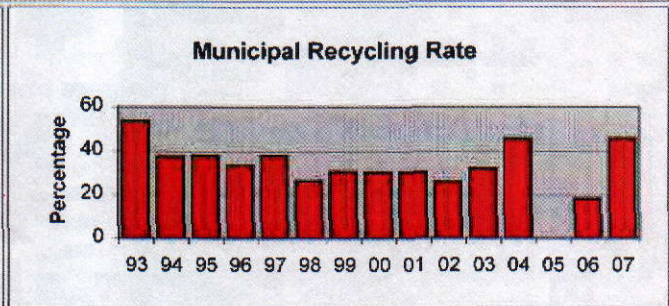
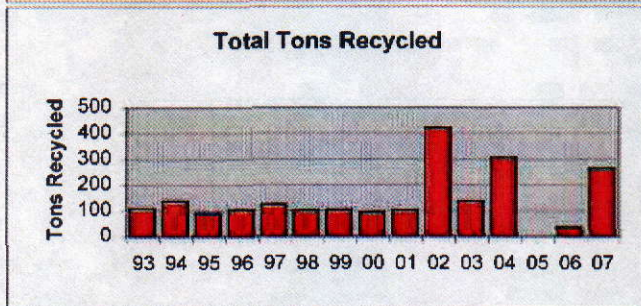
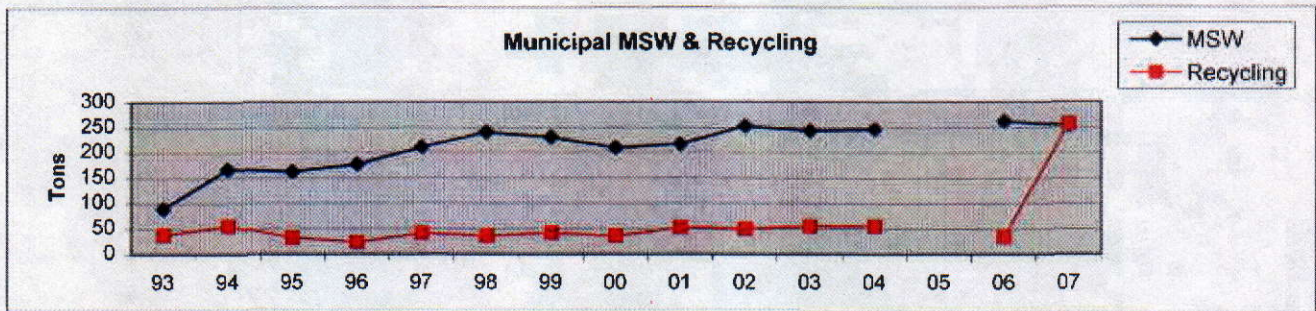
Monson residents take their waste and recyclables to the transfer station and pay a disposal fee of \$1.00 per bag. Recyclables are processed at the Town of Dexter's Recycling Center. Monson's recycling rate was 53.6% in 1993; 37.4% in 1994; 37.8% in 1995; 33.5% in 1996; 37.8% in 1997; 26.4% in 1998; 30.6% in 1999; 30.3% in 2000; 30.4% in 2001; 26.0% in 2002; 32% in 2003; 45.5% in 2004; 18.3% in 2006; 45.9% in 2007.

This report is produced by the Maine State Planning Office using R:BASE software with information submitted by community and regional solid waste programs. For additional information, please contact Waste Management and Recycling Program by phone: (207) 287-8934; or, go to www.recyclemaine.com.



Monson Region

Year	Municipal MSW	Municipal Recycling	Bulky Waste	Bulky Recycling	Total Recycled	Total MSW	Base Recy Rate %	Adj. Recy Rate %	Expense s
93	89.3	39.9	26.2	69.5	109.4	224.9	48.6	53.6	
94	167.6	57.8	123.2	81.4	139.2	430.0	32.4	37.4	
95	162.7	34.8	144.2	55.8	90.5	397.4	22.8	37.8	
96	176.8	25.5	114.9	79.7	105.1	396.8	26.5	33.5	
97	211.7	43.3	97.5	82.0	125.3	434.5	28.8	37.8	
98	240.3	37.9	133.4	63.7	101.6	475.3	21.4	26.4	
99	230.5	43.4	171.2	60.9	104.3	506.1	20.6	30.6	
00	209.7	37.2	140.2	57.5	94.7	444.6	21.3	30.3	\$45,772
01	217.2	54.1	203.9	47.3	101.4	522.5	19.4	30.4	\$64,365
02	252.2	51.4	335.6	64.7	420.4	573.9	16.0	26.0	\$66,289
03	242.9	56.0	219.2	82.0	138.0	600.1	23.0	32.0	\$69,426
04	246.2	56.0	284.7	65.6	305.5	836.4	36.5	45.5	\$64,060
05									
06	262.0	35.3	81.1	0.0	35.3	378.4	9.3	18.3	\$75,460
07	253.9	257.0	127.7	6.5	263.5	645.1	40.9	45.9	\$63,352



This information was produced by the Maine State Planning Office based upon data submitted by the municipality.