

Whitneyville

2007

Regional Recycling Report MACHIAS REGION

08/05/2008
Report Number
Geo Code 29271

Recyclables	Tons
Office Paper	31.49
Cardboard (OCC)	200.67
Old Newspaper (ONP)	128.14
Old Magazines (OMG)	0.00
Mixed Paper	0.00
Glass	0.00
Aluminium Cans/Foil	0.00
Tin Cans	19.81
Plastics	10.62
Other Materials	0.00
Food	0.00
Compost (No leaves)	0.00
Reused Materials	0.00
Universal Waste	17.08

2007 Analysis	
Per Person	
Municipal Trash Per Person in Tons	0.4238
Municipal Materials Recycled Per P	0.1366
Bulky Waste Per Person in Tons	0.1058
Bulky Recycled Materials Per Person	0.1051
Total Material Recycled Per Person	0.2417
Total MSW Per Person in Tons	0.9182
Dollars Per Person	\$89.70
Dollars Per Ton of MSW	\$97.69
Percentages	
Municipal Waste & Recyclables	61.03 %
Bulky Waste & Recyclables	22.97 %
Commercial Waste & Recyclables	16.00 %
Commercial Waste	
Commercial Waste Included in MSW	n

Disposal Site
PERC, Orrington

Municipal Recycling Rate
24.38 %

(see explanation on back)

2000 US Census Population 3,360 MSW Program Expenses \$301,377.23
Year Round Housing Units 1,358 Seasonal Housing Units 157

Recyclables Sub-Total 407.81

	Recycled Tons	Waste Diversion	Incinerated Tons	Landfilled Tons	Totals
Incinerator Metal Recycled	51.13 tons by PERC, Orrington				
Municipal Solid Waste			1,423.81	0.00	1,423.81
Bulky Waste & Recycling					
Metals	353.17				353.17
Leaves & Yard	0.00		0.00	0.00	0.00
Tires	0.00	0.00	0.00	0.00	0.00
Demo Debris	0.00	0.00	0.00	0.00	0.00
Wood	0.00	0.00	0.00	0.00	0.00
Brown Goods, Furniture	0.00		0.00	355.42	355.42
Mixed Bulky	0.00		0.00	0.00	0.00
Bulky Totals	353.17	0.00	0.00	355.42	708.59
Commercial Totals	0.00		493.72		493.72
Grand Totals	812.11		1,917.53	355.42	3,085.06

Waste Diversion
0.00 %

2007 Recycling Summary			
Base Rate	Returned Bottle Credit	Compost Credit	2007 Adjusted Recycling Rate
26.32 %	+ 5	+ 0	= 31.32

(see explanation on back)

This report is produced by the Maine State Planning Office using R:BASE software with information submitted by community and regional solid waste programs. For additional information, please contact Waste Management and Recycling Program by phone:(207) 287-8934; or, go to www.recyclemaine.com.



Recycling & MSW Fact Sheet

08/05/2008

Rpt: Fact Sheet
View: Attributes
Geo Code 29271

MACHIAS REGION

2000 US Census Population: 3360

MSW Disposal Site: PERC, Orrington

Recycling Processing: Machias

Trash Collection & Payment Method: Municipal: n Contracted by Municipality: n

Residents Drop at Transfer Station y Private Haulers in Community Wright, Wilcox

Hauler from Transfer Station to Disposal Site: Wyndsaung Farms Haulers:

Combination of residents take trash to transfer station and paying by the bag, or hiring private haulers.

Pay by the Bag: y Bag Fee: \$1.50

Recycling Collection & Payment Method: Municipal: n Contracted by Municipality: n

Residents Drop at Transfer Station

Hauler of Recyclables:

Marketing of Recyclables:

Single Sort

Commercial Trash: Commercial waste is not included in Machias' MSW.

Businesses Pay for Commercial Trash: y

Municipality Pays for Commercial Trash:

Bulky Disposal & Recycling:

Municipal CDD Landfill:

Metal: MRRA

Leaf & Yard: Machias

Tires: PERC

Construction & Demo: Machias

Wood:

Mixed Bulky:

Recycling Committee: n

Recycling Educational Efforts:

Household Hazardous Waste:

Municipal SW Ordinance: n

Mandatory Recycling: n

Municipal Bans:

Recycling Rate Trend Variable

Analysis:

Special Traits:

General Comments:

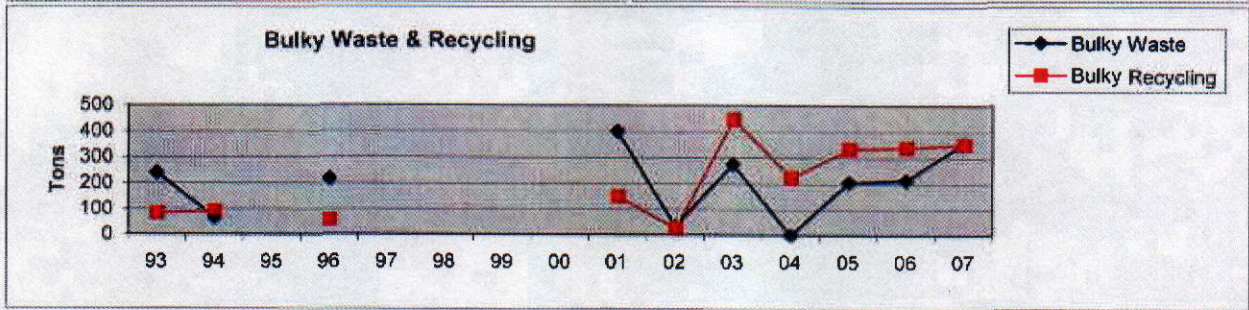
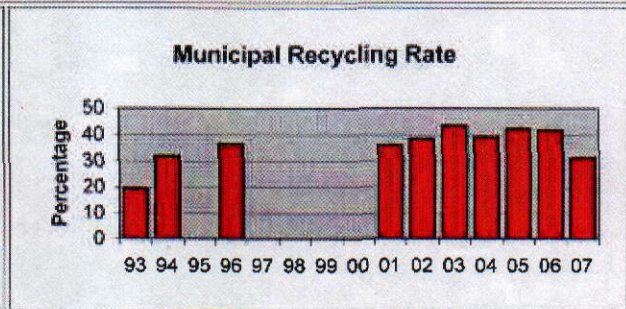
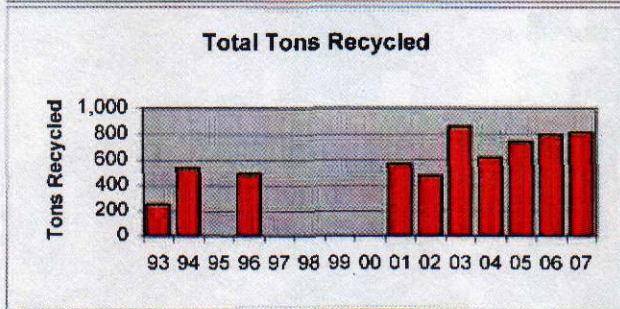
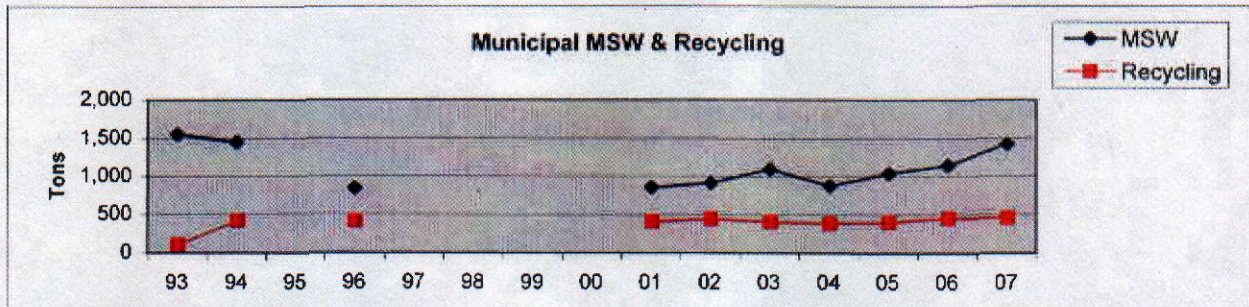
Residents bring their trash and recyclables to the transfer station and pay \$1.00 per bag. The Machias Region's recycling rate was 19.3% in 1993; 31.9% in 1994; no report in 1995; 36.5% in 1996; no reports in 1997, 1998, 1999, 2000; 36.2% in 2001; 38.4% in 2002; 43.5% in 2003; 39.2% in 2004; 42.3% in 2005; 41.9% in 2006; 31.3% in 2007.

This report is produced by the Maine State Planning Office using R:BASE software with information submitted by community and regional solid waste programs. For additional information, please contact Waste Management and Recycling Program by phone:(207) 287-8934; or, go to www.recyclemaine.com.



Machias Region

Year	Municipal MSW	Municipal Recycling	Bulky Waste	Bulky Recycling	Total Recycled	Total MSW	Base Recy Rate %	Adj. Recy Rate %	Municipal Expenses
93	1,555.0	122.0	241.4	90.4	252.4	2,094.0	12.3	19.3	
94	1,450.0	433.5	70.0	99.2	532.7	2,052.0	25.9	31.9	
95									
96	844.0	425.1	217.5	63.5	488.6	1,550.0	31.5	36.5	
97									
98									
99									
00									
01	851.0	414.3	400.3	152.7	567.0	1,818.3	31.2	36.2	\$119,387
02	910.0	447.2	35.9	28.8	476.0	1,421.9	33.4	38.4	\$120,000
03	1,094.8	407.6	275.0	450.0	857.6	2,227.4	38.5	43.5	\$195,280
04	875.7	390.4	0.0	226.7	617.1	1,805.3	34.2	39.2	\$191,291
05	1,038.4	404.7	205.1	336.2	740.9	1,984.4	37.3	42.3	\$159,771
06	1,143.9	453.6	213.4	341.5	795.1	2,152.4	36.9	41.9	\$243,218
07	1,423.8	458.9	355.4	353.2	812.1	3,085.1	26.3	31.3	\$301,377



This information was produced by the Maine State Planning Office based upon data submitted by the municipality.